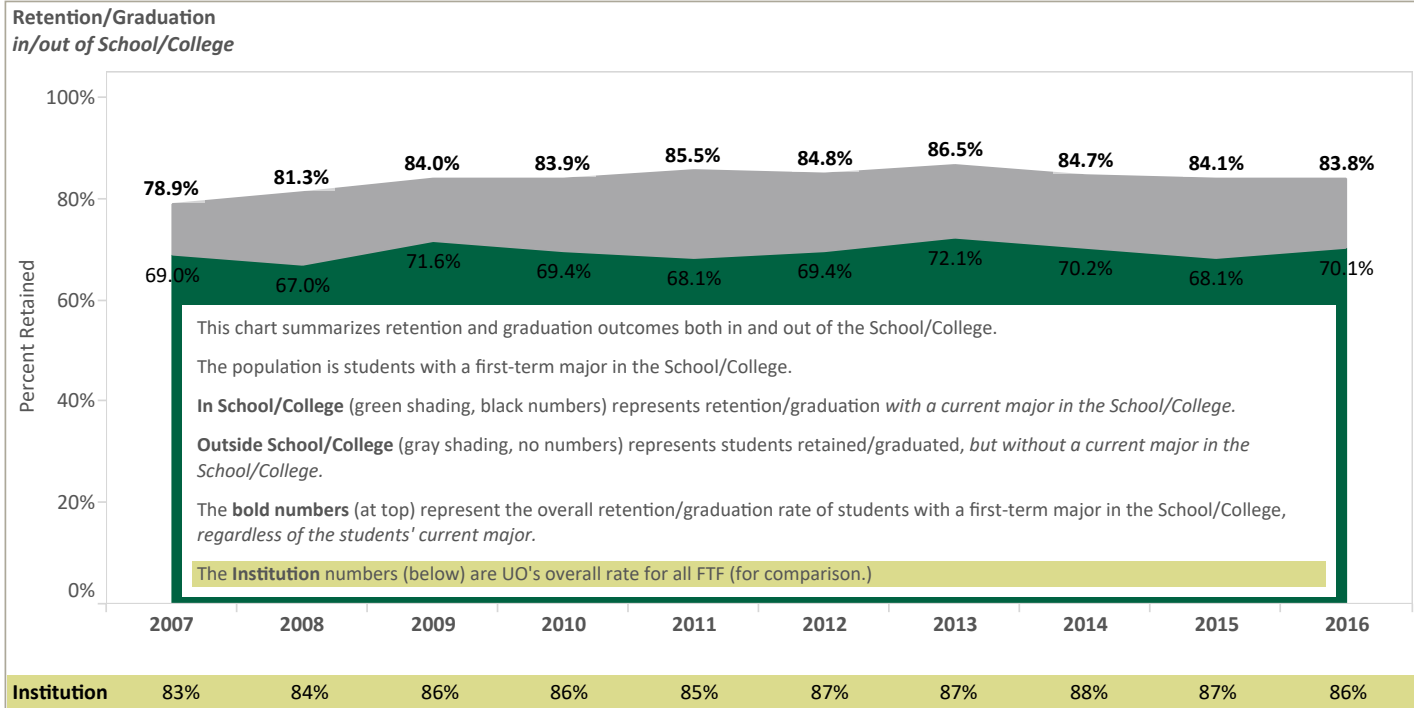


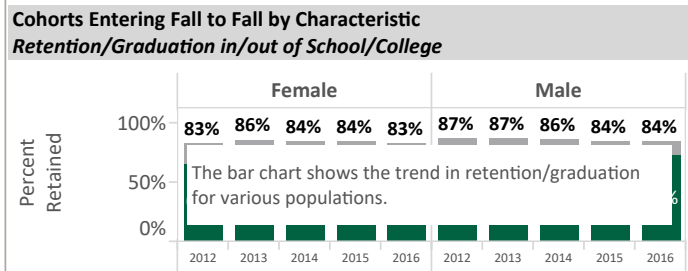
**Retention and Graduation for First-time Full-time Freshmen\* (FTF) by School/College**  
**HOW TO READ & INTERPRET THIS REPORT**

Outside School/College
In School/College

**New FTF in** This table summarizes how many of the students in the first-time, full-time freshman cohort had a declared major in the selected School/College in the term in which they matriculated



Each box provides retention/graduation for various populations, including gender, race/ethnicity (grouped), residency, Pell eligible and first generation status.



**Retention/Graduation (all cohorts pooled)**

This table reports the pooled retention or graduation rate for:

- students with a first-term major in the School/College, retained or graduated with a current major **In School/College**
- students with a first-term major in the School/College, retained or graduated **In University** regardless of current major
- the retention/graduation rate for the **Institution Overall** (for comparison)

**Percent of FTF by Characteristic (all cohorts pooled)**  
**School/College and UO Overall**

This table provides information on how the population is represented among

- FTF **In School/College** and
- FTF in the **Institution Overall** (for comparison)

**Questions to Ask**

- is there a trend in the retention/graduation rate for each population?
- does the trend differ for the two populations?
- do outcomes for the entering cohort of the School/College differ from institutional outcomes overall?
- do the demographics of the entering cohort of the School/College differ substantially from the cohort overall?

**Cohorts Entering Fall to Fall**  
**retained/graduated but no longer in School/College**

This table provides information on the disposition of students who remain at the university but are no longer in the School/College.

**Definitions**

**First-time Full-time Freshmen (FTF)** freshmen from high school enrolled in at least 12 credit hours at the end of the 4th week of their first Fall term. **Other than "Institution Overall," all data are based on students with a declared major within the School/College in their first term.**

**Retention** students enrolled as of first day of Fall term, as measured at fourth-week census.

**Graduation** students awarded a degree before or during summer term of the specified year.

**Gender** and **Residency** as reported in first enrolled term on census date.

**Students of Color** includes Asian, Black/African American, Hispanic/Latino, Native American/Alaska Native, Native Hawaiian/Pacific Islander, and Two or More Races. As reported in first enrolled term on census date; however, students enrolling prior to federal changes in race/ethnicity reporting (Fall 2010) have been mapped to new categories.

**Pell Eligible** students offered Pell Grant in first year.

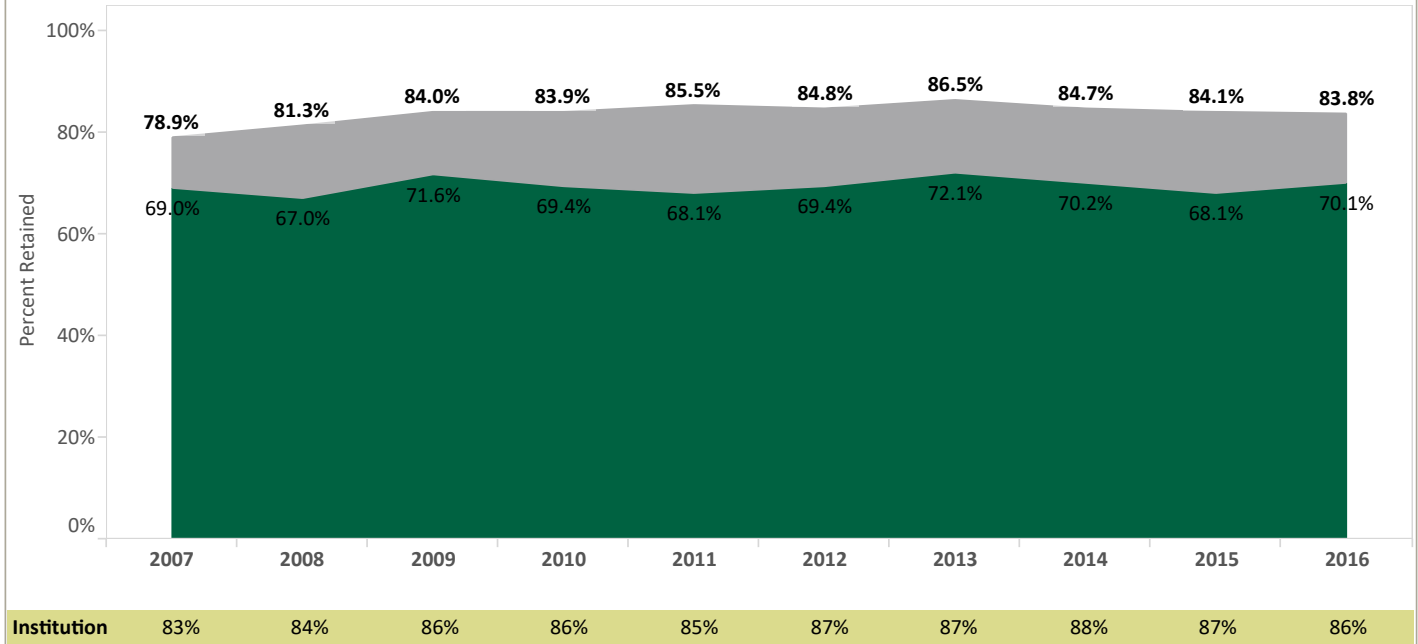
**First Generation Status** students self-reporting as parents' highest level of education being less than a bachelor's degree. *Data collection began Fall 2009.*

**Retention and Graduation for First-time Full-time Freshmen\* (FTF)  
with First-term Major in CAS Natural Sciences  
Retention to Second Year**

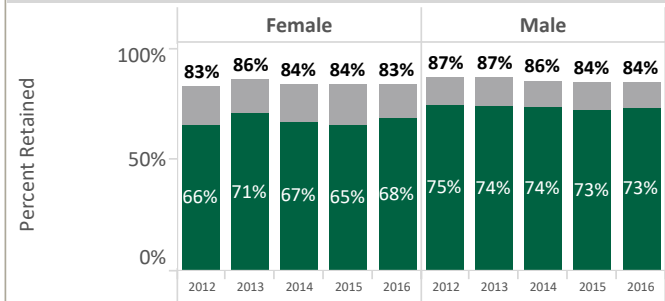
Outside School/College
In School/College

New FTF in Nat Sci	2007	2008	2009	2010	2011	2012	2013	2014	2015	2016
	574	699	775	808	909	903	983	972	1,091	1,019

**Retained to Year 2  
in/out of CAS Natural Sciences**



**Cohorts Entering Fall 2012 to 2016 by Gender  
Retention to Year 2 in/out of CAS Natural Sciences**



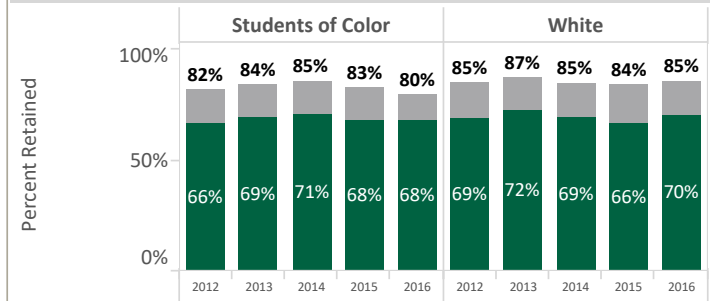
**Retention to Year 2 (all cohorts pooled)**

	Female	Male
In School/College	67%	74%
In University	84%	86%
<b>Institution Overall</b>	<b>87%</b>	<b>87%</b>

**Percent of FTF by Gender (all cohorts pooled)  
CAS Natural Sciences and UO Overall**

	Female	Male
In School/College	61%	39%
<b>Institution Overall</b>	<b>56%</b>	<b>44%</b>

**Cohorts Entering Fall 2012 to 2016 by Students of Color  
Retention to Year 2 in/out of CAS Natural Sciences**



**Retention to Year 2 (all cohorts pooled)**

	Students of Color	White	Nonresident Alien	Unknown
In School/College	69%	69%	81%	79%
In University	83%	85%	89%	96%
<b>Institution Overall</b>	<b>85%</b>	<b>87%</b>	<b>91%</b>	<b>88%</b>

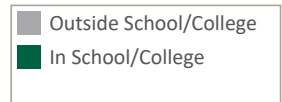
**Percent of FTF by Students of Color (all cohorts pooled)  
CAS Natural Sciences and UO Overall**

	Students of Color	White	Nonresident Alien	Unknown
In School/College	33%	59%	7%	1%
<b>Institution Overall</b>	<b>28%</b>	<b>62%</b>	<b>10%</b>	<b>1%</b>

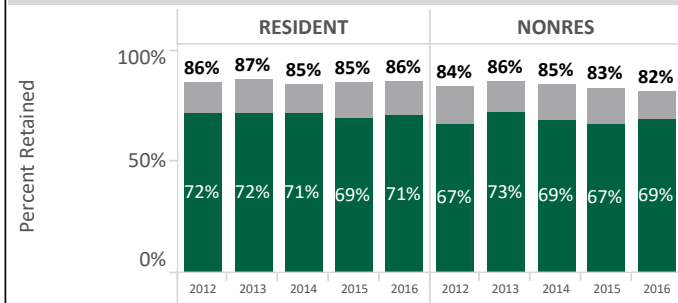
\*Freshmen from high school enrolled in at least 12 credit hours at the end of the 4th week of their first Fall term.

Other than "Institution Overall," all data are based on students with a declared major within CAS Natural Sciences in their first term.

**Retention and Graduation for First-time Full-time Freshmen\* (FTF)  
with First-term Major in CAS Natural Sciences  
Retention to Second Year**



**Cohorts Entering Fall 2012 to 2016 by Residency  
Retention to Year 2 in/out of CAS Natural Sciences**



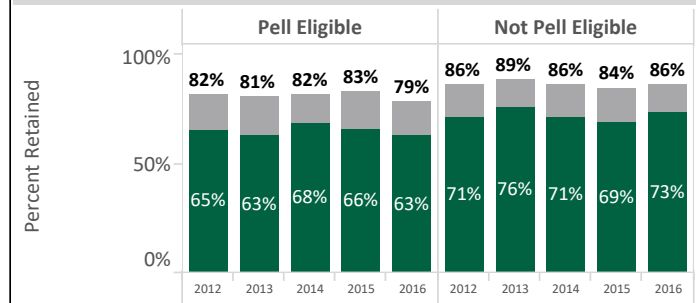
**Retention to Year 2 (all cohorts pooled)**

	RESIDENT	NONRES
In School/College	71%	69%
In University	86%	84%
<b>Institution Overall</b>	<b>87%</b>	<b>86%</b>

**Percent of FTF by Residency (all cohorts pooled)  
CAS Natural Sciences and UO Overall**

	RESIDENT	NONRES
In School/College	51%	49%
<b>Institution Overall</b>	<b>49%</b>	<b>51%</b>

**Cohorts Entering Fall 2012 to 2016 by Pell Status  
Retention to Year 2 in/out of CAS Natural Sciences**



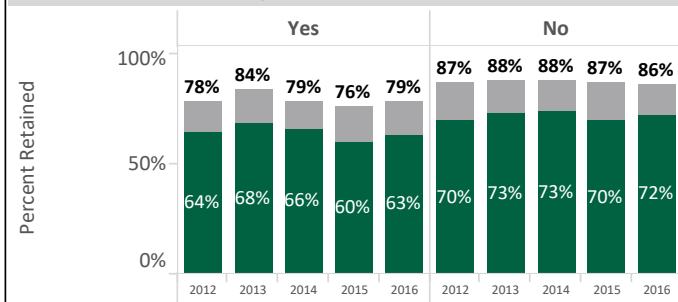
**Retention to Year 2 (all cohorts pooled)**

	Pell Eligible	Not Pell Eligible
In School/College	65%	72%
In University	81%	86%
<b>Institution Overall</b>	<b>83%</b>	<b>88%</b>

**Percent of FTF by Pell Status (all cohorts pooled)  
CAS Natural Sciences and UO Overall**

	Pell Eligible	Not Pell Eligible
In School/College	29%	71%
<b>Institution Overall</b>	<b>24%</b>	<b>76%</b>

**Cohorts Entering Fall 2012 to 2016 by First Generation Status  
Retention to Year 2 in/out of CAS Natural Sciences**



**Retention to Year 2 (all cohorts pooled)**

	Yes	No	Unknown
In School/College	64%	72%	74%
In University	79%	87%	86%
<b>Institution Overall</b>	<b>82%</b>	<b>89%</b>	<b>88%</b>

**Percent of FTF by First Generation Status (all cohorts pooled)  
CAS Natural Sciences and UO Overall**

	Yes	No	Unknown
In School/College	28%	59%	13%
<b>Institution Overall</b>	<b>24%</b>	<b>60%</b>	<b>16%</b>

**Cohorts Entering Fall 2012 to 2016  
retained to year 2 but no longer in CAS Natural Sciences**

N	735
Pct of Total	15%

**In what School/College(s) were students majoring at start of year 2?**

CAS Humanities major	8.8%
CAS Natural Sciences major	0.0%
CAS Social Sciences major	23.1%
<b>CAS major TOTAL</b>	<b>30.2%</b>
DSGN major	3.8%
Education major	15.2%
Journalism major	20.5%
LCB major	18.6%
Music & Dance major	0.7%
Undeclared major	15.9%

- May total to more than 100% since students may declare multiple majors.  
- Student may have had major in prior term(s).

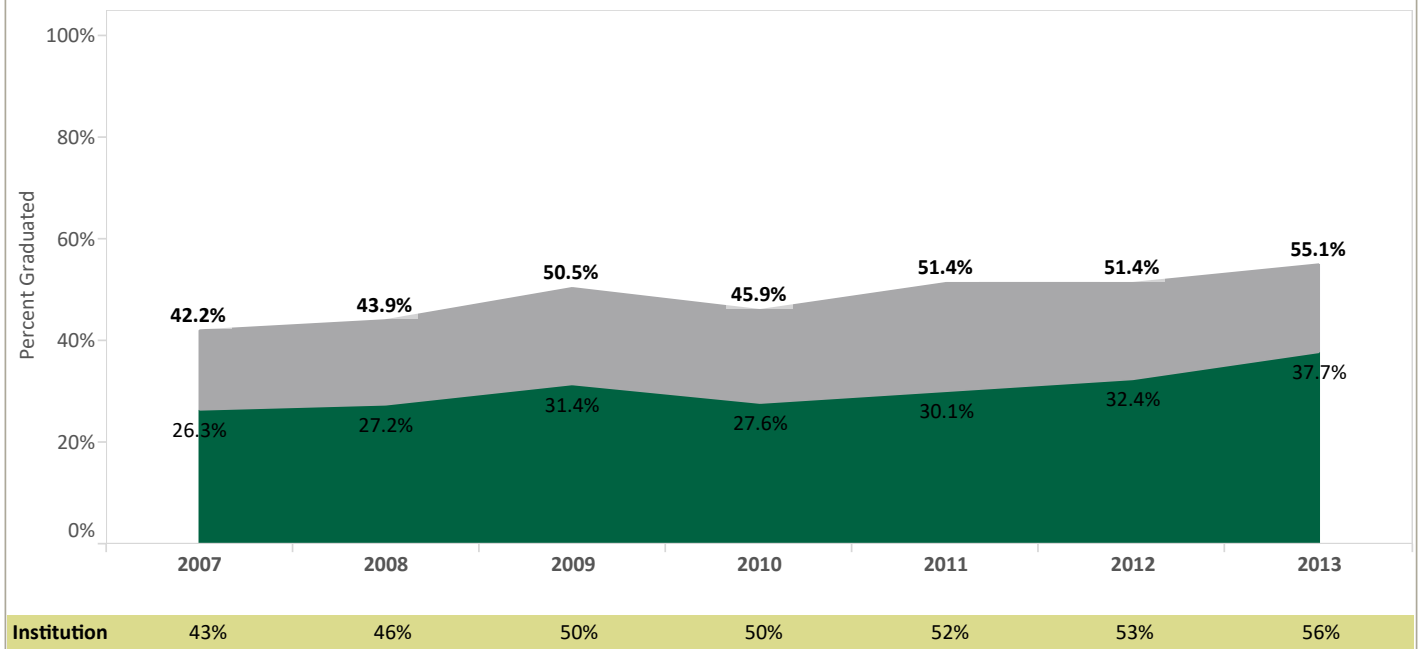
\*Freshmen from high school enrolled in at least 12 credit hours at the end of the 4th week of their first Fall term.  
Other than "Institution Overall," all data are based on students with a declared major within CAS Natural Sciences in their first term.  
Retention in School/College: students enrolled on day 1 of the second fall with a declared major in CAS Natural Sciences  
Retention outside School/College: students enrolled on day 1 of the second fall but without a declared major in CAS Natural Sciences  
Retention in University: students enrolled on day 1 of the second fall, regardless of declared major  
Reporting may be suppressed for small populations

**Retention and Graduation for First-time Full-time Freshmen\* (FTF)  
with First-term Major in CAS Natural Sciences  
Graduation within Four Years**

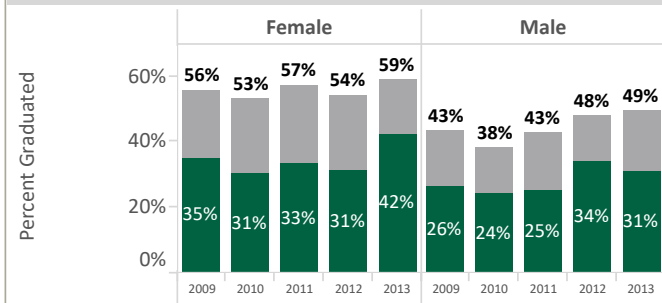
Outside School/College
In School/College

	<b>2007</b>	<b>2008</b>	<b>2009</b>	<b>2010</b>	<b>2011</b>	<b>2012</b>	<b>2013</b>
<b>New FTF in Nat Sci</b>	574	699	775	808	909	903	983

**Graduated within 4 Years  
in/out of CAS Natural Sciences**



**Cohorts Entering Fall 2009 to 2013 by Gender  
Graduated within 4 Years in/out of CAS Natural Sciences**



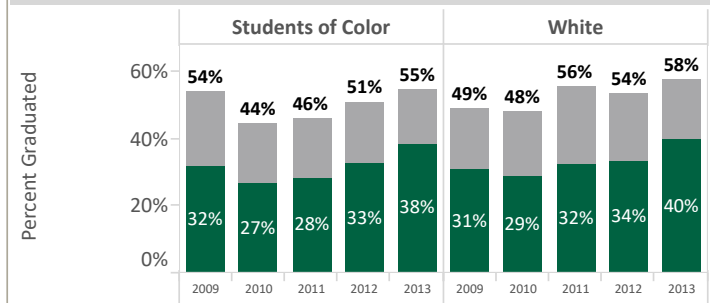
**Graduated within 4 Years (all cohorts pooled)**

	Female	Male
In School/College	35%	28%
In University	56%	44%
<b>Institution Overall</b>	<b>57%</b>	<b>46%</b>

**Percent of FTF by Gender (all cohorts pooled)  
CAS Natural Sciences and UO Overall**

	Female	Male
In School/College	59%	41%
<b>Institution Overall</b>	<b>55%</b>	<b>45%</b>

**Cohorts Entering Fall 2009 to 2013 by Students of Color  
Graduated within 4 Years in/out of CAS Natural Sciences**



**Graduated within 4 Years (all cohorts pooled)**

	Students of Color	White	Nonresident Alien	Unknown
In School/College	32%	33%	23%	26%
In University	50%	53%	36%	46%
<b>Institution Overall</b>	<b>50%</b>	<b>54%</b>	<b>41%</b>	<b>53%</b>

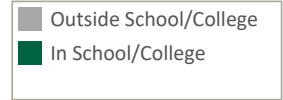
**Percent of FTF by Students of Color (all cohorts pooled)  
CAS Natural Sciences and UO Overall**

	Students of Color	White	Nonresident Alien	Unknown
In School/College	28%	66%	5%	1%
<b>Institution Overall</b>	<b>23%</b>	<b>69%</b>	<b>7%</b>	<b>1%</b>

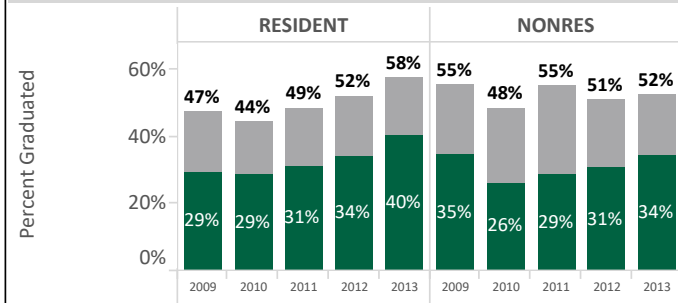
\*Freshmen from high school enrolled in at least 12 credit hours at the end of the 4th week of their first Fall term.

Other than "Institution Overall," all data are based on students with a declared major within CAS Natural Sciences in their first term.

**Retention and Graduation for First-time Full-time Freshmen\* (FTF)  
with First-term Major in CAS Natural Sciences  
Graduation within Four Years**



**Cohorts Entering Fall 2009 to 2013 by Residency  
Graduated within 4 Years in/out of CAS Natural Sciences**



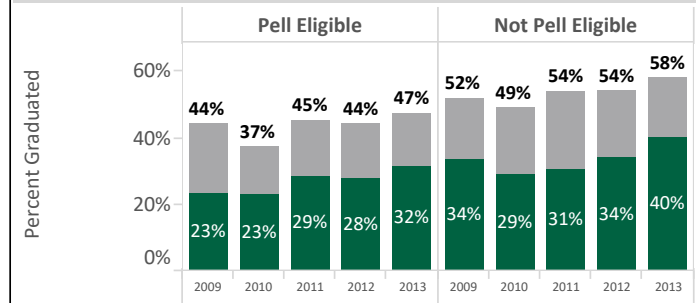
**Graduated within 4 Years (all cohorts pooled)**

	RESIDENT	NONRES
In School/College	33%	31%
In University	50%	52%
<b>Institution Overall</b>	<b>51%</b>	<b>53%</b>

**Percent of FTF by Residency (all cohorts pooled)  
CAS Natural Sciences and UO Overall**

	RESIDENT	NONRES
In School/College	55%	45%
<b>Institution Overall</b>	<b>52%</b>	<b>48%</b>

**Cohorts Entering Fall 2009 to 2013 by Pell Status  
Graduated within 4 Years in/out of CAS Natural Sciences**



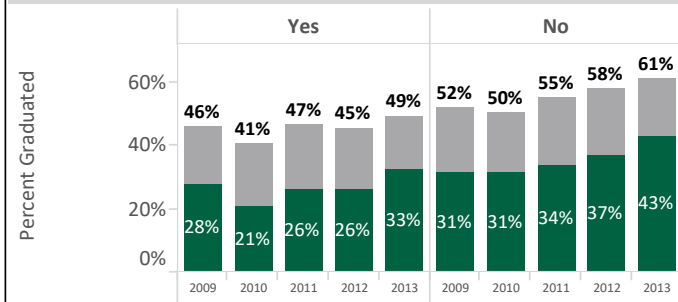
**Graduated within 4 Years (all cohorts pooled)**

	Pell Eligible	Not Pell Eligible
In School/College	28%	34%
In University	44%	54%
<b>Institution Overall</b>	<b>46%</b>	<b>54%</b>

**Percent of FTF by Pell Status (all cohorts pooled)  
CAS Natural Sciences and UO Overall**

	Pell Eligible	Not Pell Eligible
In School/College	27%	73%
<b>Institution Overall</b>	<b>23%</b>	<b>77%</b>

**Cohorts Entering Fall 2009 to 2013 by First Generation Status  
Graduated within 4 Years in/out of CAS Natural Sciences**



**Graduated within 4 Years (all cohorts pooled)**

	Yes	No	Unknown
In School/College	27%	36%	27%
In University	46%	55%	43%
<b>Institution Overall</b>	<b>46%</b>	<b>57%</b>	<b>45%</b>

**Percent of FTF by First Generation Status (all cohorts pooled)  
CAS Natural Sciences and UO Overall**

	Yes	No	Unknown
In School/College	28%	59%	13%
<b>Institution Overall</b>	<b>24%</b>	<b>61%</b>	<b>15%</b>

**Cohorts Entering Fall 2009 to 2013  
Graduated within 4 Years but not in CAS Natural Sciences**

N	831
Pct of Total	19%

**In what School/College(s) did students graduate?**

CAS Humanities graduate	14.3%
CAS Natural Sciences graduate	0.0%
CAS Social Sciences graduate	44.4%
<b>CAS graduate TOTAL</b>	<b>56.0%</b>
DSGN graduate	4.1%
Education graduate	15.2%
Journalism graduate	15.0%
LCB graduate	12.8%
Music & Dance graduate	0.7%

- May total to more than 100% since students may declare multiple majors.  
- Student may have had major in prior term(s).

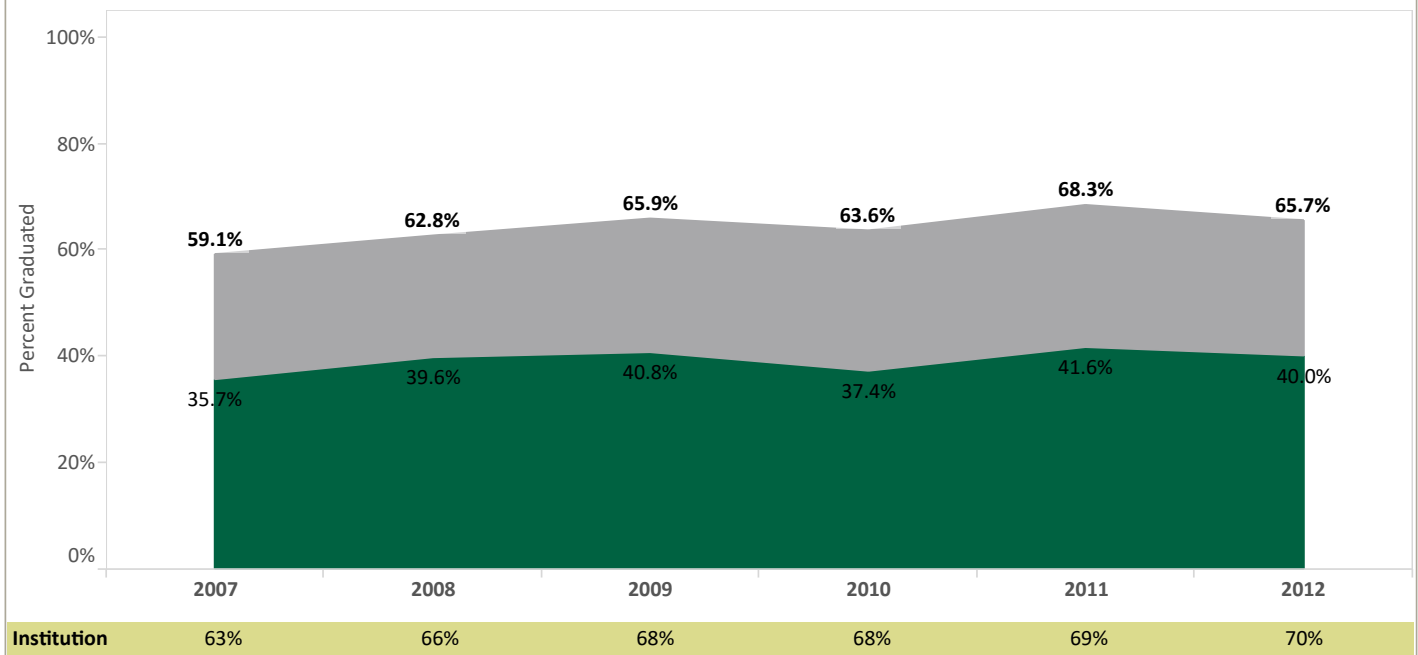
\*Freshmen from high school enrolled in at least 12 credit hours at the end of the 4th week of their first Fall term.  
Other than "Institution Overall," all data are based on students with a declared major within CAS Natural Sciences in their first term.  
Students must earn the degree within four calendar years of matriculating, i.e. by the end of the fourth summer  
Graduation in School/College: students awarded a degree with a major in CAS Natural Sciences  
Graduation outside School/College: students awarded a degree without a major in CAS Natural Sciences  
Graduation in Institution: students awarded a degree by the university, regardless of major  
Reporting may be suppressed for small populations

**Retention and Graduation for First-time Full-time Freshmen\* (FTF)  
with First-term Major in CAS Natural Sciences  
Graduation within Five Years**

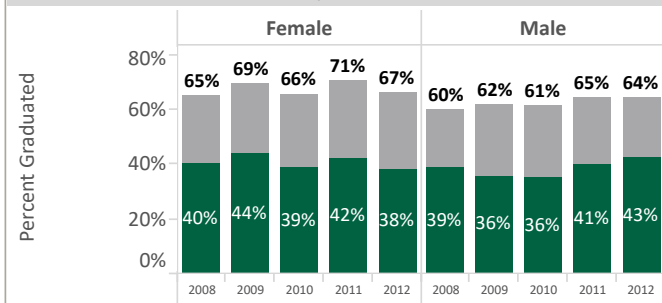
Outside School/College
In School/College

New FTF in Nat Sci	2007	2008	2009	2010	2011	2012
	574	699	775	808	909	903

**Graduated within 5 Years  
in/out of CAS Natural Sciences**



**Cohorts Entering Fall 2008 to 2012 by Gender  
Graduated within 5 Years in/out of CAS Natural Sciences**



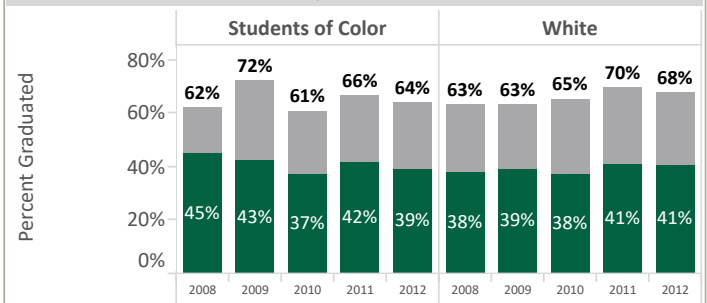
**Graduated within 5 Years (all cohorts pooled)**

	Female	Male
In School/College	41%	39%
In University	68%	62%
<b>Institution Overall</b>	<b>71%</b>	<b>65%</b>

**Percent of FTF by Gender (all cohorts pooled)  
CAS Natural Sciences and UO Overall**

	Female	Male
In School/College	57%	43%
<b>Institution Overall</b>	<b>54%</b>	<b>46%</b>

**Cohorts Entering Fall 2008 to 2012 by Students of Color  
Graduated within 5 Years in/out of CAS Natural Sciences**



**Graduated within 5 Years (all cohorts pooled)**

	Students of Color	White	Nonresident Alien	Unknown
In School/College	41%	39%	43%	40%
In University	65%	66%	63%	62%
<b>Institution Overall</b>	<b>66%</b>	<b>69%</b>	<b>66%</b>	<b>66%</b>

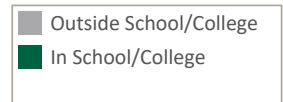
**Percent of FTF by Students of Color (all cohorts pooled)  
CAS Natural Sciences and UO Overall**

	Students of Color	White	Nonresident Alien	Unknown
In School/College	26%	68%	4%	2%
<b>Institution Overall</b>	<b>21%</b>	<b>72%</b>	<b>6%</b>	<b>2%</b>

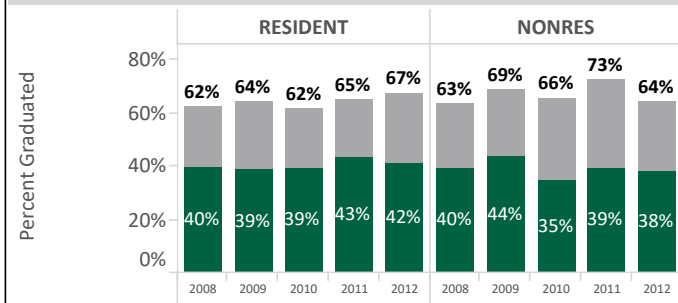
\*Freshmen from high school enrolled in at least 12 credit hours at the end of the 4th week of their first Fall term.

Other than "Institution Overall," all data are based on students with a declared major within CAS Natural Sciences in their first term.

**Retention and Graduation for First-time Full-time Freshmen\* (FTF)  
with First-term Major in CAS Natural Sciences  
Graduation within Five Years**



**Cohorts Entering Fall 2008 to 2012 by Residency  
Graduated within 5 Years in/out of CAS Natural Sciences**



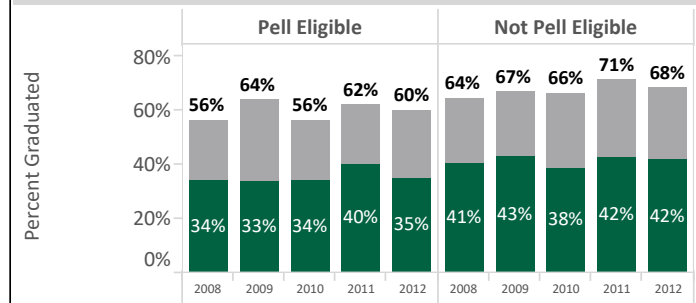
**Graduated within 5 Years (all cohorts pooled)**

	RESIDENT	NONRES
In School/College	41%	39%
In University	64%	67%
<b>Institution Overall</b>	<b>67%</b>	<b>70%</b>

**Percent of FTF by Residency (all cohorts pooled)  
CAS Natural Sciences and UO Overall**

	RESIDENT	NONRES
In School/College	56%	44%
<b>Institution Overall</b>	<b>54%</b>	<b>46%</b>

**Cohorts Entering Fall 2008 to 2012 by Pell Status  
Graduated within 5 Years in/out of CAS Natural Sciences**



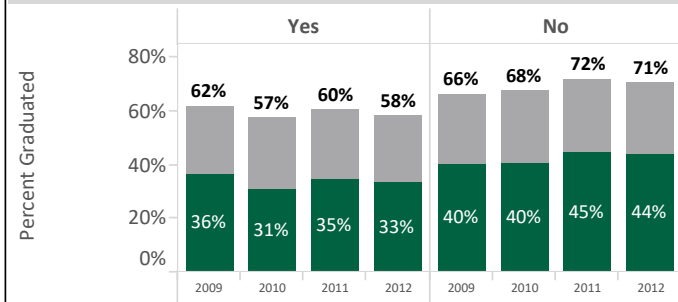
**Graduated within 5 Years (all cohorts pooled)**

	Pell Eligible	Not Pell Eligible
In School/College	36%	41%
In University	60%	67%
<b>Institution Overall</b>	<b>62%</b>	<b>70%</b>

**Percent of FTF by Pell Status (all cohorts pooled)  
CAS Natural Sciences and UO Overall**

	Pell Eligible	Not Pell Eligible
In School/College	25%	75%
<b>Institution Overall</b>	<b>21%</b>	<b>79%</b>

**Cohorts Entering Fall 2008 to 2012 by First Generation Status  
Graduated within 5 Years in/out of CAS Natural Sciences**



**Graduated within 5 Years (all cohorts pooled)**

	Yes	No	Unknown
In School/College	34%	43%	40%
In University	59%	69%	63%
<b>Institution Overall</b>	<b>62%</b>	<b>72%</b>	<b>66%</b>

**Percent of FTF by First Generation Status (all cohorts pooled)  
CAS Natural Sciences and UO Overall**

	Yes	No	Unknown
In School/College	23%	49%	28%
<b>Institution Overall</b>	<b>19%</b>	<b>49%</b>	<b>33%</b>

**Cohorts Entering Fall 2008 to 2012  
Graduated within 5 Years but not in CAS Natural Sciences**

N	1,044
Pct of Total	26%

**In what School/College(s) did students graduate?**

CAS Humanities graduate	14.8%
CAS Natural Sciences graduate	0.0%
CAS Social Sciences graduate	46.3%
<b>CAS graduate TOTAL</b>	<b>58.3%</b>
DSGN graduate	6.0%
Education graduate	13.1%
Journalism graduate	12.7%
LCB graduate	12.5%
Music & Dance graduate	0.5%

- May total to more than 100% since students may declare multiple majors.  
- Student may have had major in prior term(s).

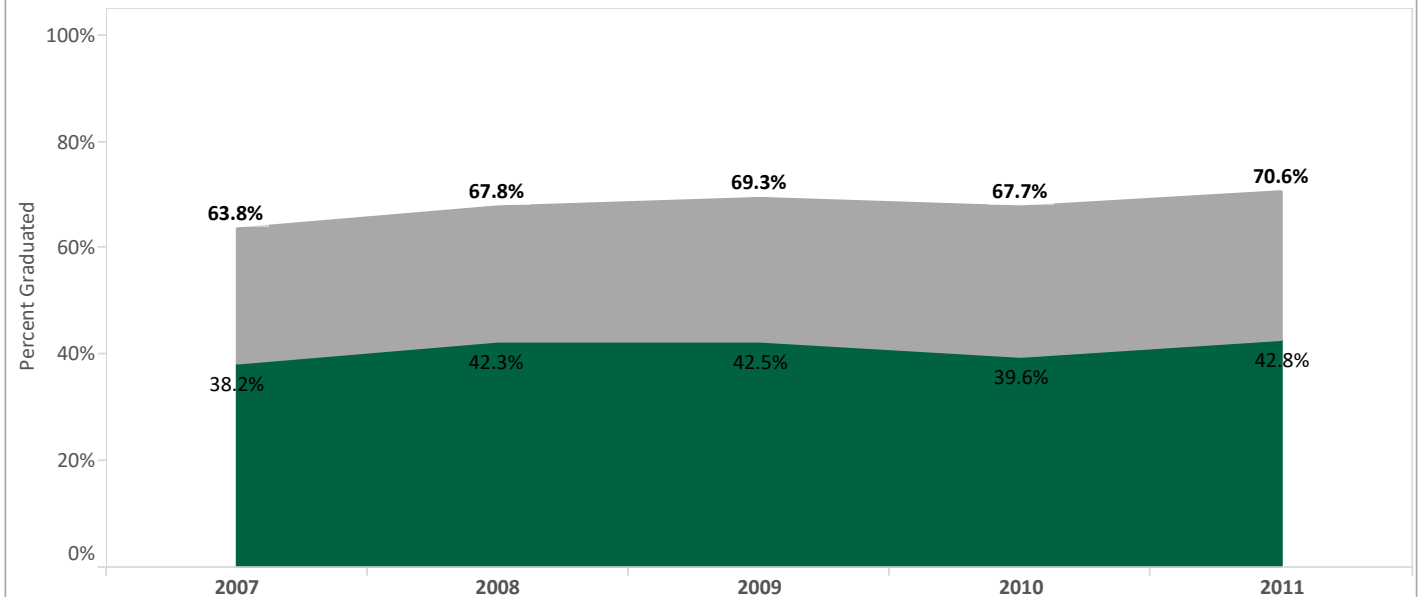
\*Freshmen from high school enrolled in at least 12 credit hours at the end of the 4th week of their first Fall term.  
Other than "Institution Overall," all data are based on students with a declared major within CAS Natural Sciences in their first term.  
Students must earn the degree within five calendar years of matriculating, i.e. by the end of the fifth summer  
Graduation in School/College: students awarded a degree with a major in CAS Natural Sciences  
Graduation outside School/College: students awarded a degree without a major in CAS Natural Sciences  
Graduation in Institution: students awarded a degree by the university, regardless of major  
Reporting may be suppressed for small populations

**Retention and Graduation for First-time Full-time Freshmen\* (FTF)  
with First-term Major in CAS Natural Sciences  
Graduation within Six Years**

Outside School/College
In School/College

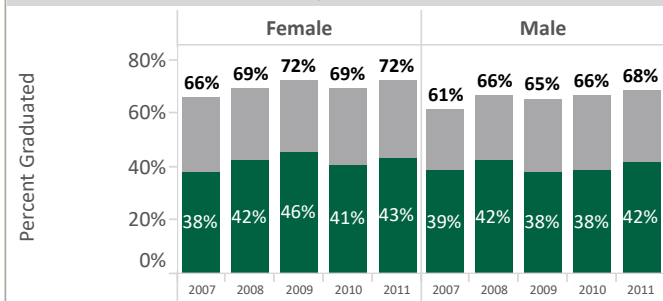
	<b>2007</b>	<b>2008</b>	<b>2009</b>	<b>2010</b>	<b>2011</b>
New FTF in Nat Sci	574	699	775	808	909

**Graduated within 6 Years  
in/out of CAS Natural Sciences**



<b>Institution</b>	<b>67%</b>	<b>69%</b>	<b>72%</b>	<b>72%</b>	<b>72%</b>
--------------------	------------	------------	------------	------------	------------

**Cohorts Entering Fall 2007 to 2011 by Gender  
Graduated within 6 Years in/out of CAS Natural Sciences**



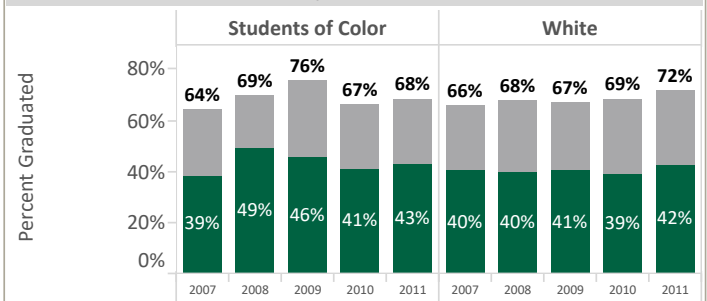
**Graduated within 6 Years (all cohorts pooled)**

	Female	Male
In School/College	42%	40%
In University	70%	66%
<b>Institution Overall</b>	<b>72%</b>	<b>68%</b>

**Percent of FTF by Gender (all cohorts pooled)  
CAS Natural Sciences and UO Overall**

	Female	Male
In School/College	57%	43%
<b>Institution Overall</b>	<b>53%</b>	<b>47%</b>

**Cohorts Entering Fall 2007 to 2011 by Students of Color  
Graduated within 6 Years in/out of CAS Natural Sciences**



**Graduated within 6 Years (all cohorts pooled)**

	Students of Color	White	Nonresident Alien	Nonresident Unknown
In School/College	44%	41%	41%	40%
In University	69%	68%	66%	63%
<b>Institution Overall</b>	<b>69%</b>	<b>71%</b>	<b>68%</b>	<b>69%</b>

**Percent of FTF by Students of Color (all cohorts pooled)  
CAS Natural Sciences and UO Overall**

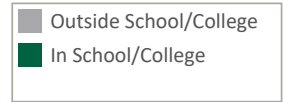
	Students of Color	White	Nonresident Alien	Nonresident Unknown
In School/College	24%	69%	4%	3%
<b>Institution Overall</b>	<b>19%</b>	<b>74%</b>	<b>4%</b>	<b>3%</b>

\*Freshmen from high school enrolled in at least 12 credit hours at the end of the 4th week of their first Fall term.

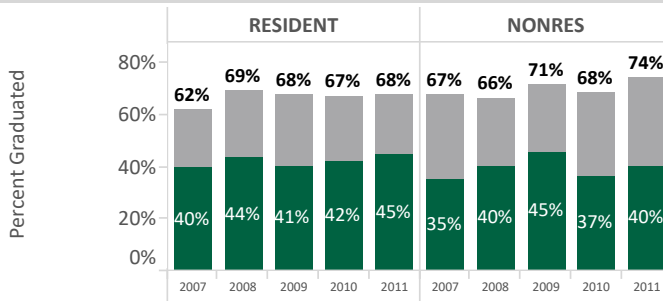
Other than "Institution Overall," all data are based on students with a declared major within CAS Natural Sciences in their first term.



**Retention and Graduation for First-time Full-time Freshmen\* (FTF)  
with First-term Major in CAS Natural Sciences  
Graduation within Six Years**



**Cohorts Entering Fall 2007 to 2011 by Residency  
Graduated within 6 Years in/out of CAS Natural Sciences**



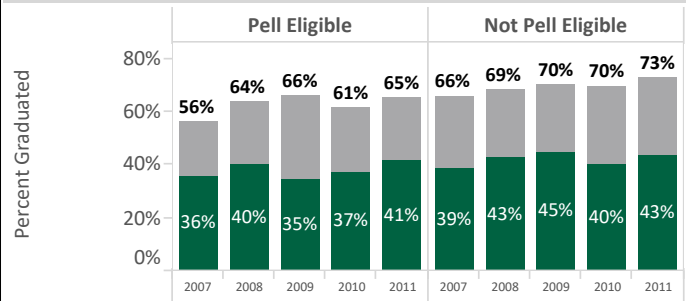
**Graduated within 6 Years (all cohorts pooled)**

	RESIDENT	NONRES
In School/College	42%	40%
In University	67%	70%
<b>Institution Overall</b>	<b>70%</b>	<b>72%</b>

**Percent of FTF by Residency (all cohorts pooled)  
CAS Natural Sciences and UO Overall**

	RESIDENT	NONRES
In School/College	58%	42%
<b>Institution Overall</b>	<b>56%</b>	<b>44%</b>

**Cohorts Entering Fall 2007 to 2011 by Pell Status  
Graduated within 6 Years in/out of CAS Natural Sciences**



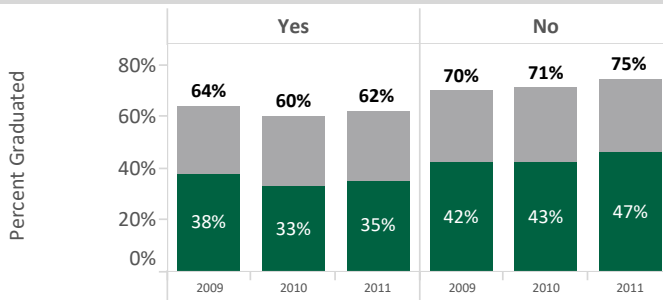
**Graduated within 6 Years (all cohorts pooled)**

	Pell Eligible	Not Pell Eligible
In School/College	38%	42%
In University	63%	70%
<b>Institution Overall</b>	<b>64%</b>	<b>72%</b>

**Percent of FTF by Pell Status (all cohorts pooled)  
CAS Natural Sciences and UO Overall**

	Pell Eligible	Not Pell Eligible
In School/College	23%	77%
<b>Institution Overall</b>	<b>20%</b>	<b>80%</b>

**Cohorts Entering Fall 2007 to 2011 by First Generation Status  
Graduated within 6 Years in/out of CAS Natural Sciences**



**Graduated within 6 Years (all cohorts pooled)**

	Yes	No	Unknown
In School/College	36%	44%	41%
In University	62%	72%	67%
<b>Institution Overall</b>	<b>65%</b>	<b>75%</b>	<b>69%</b>

**Percent of FTF by First Generation Status (all cohorts pooled)  
CAS Natural Sciences and UO Overall**

	Yes	No	Unknown
In School/College	18%	39%	43%
<b>Institution Overall</b>	<b>14%</b>	<b>38%</b>	<b>48%</b>

**Cohorts Entering Fall 2007 to 2011  
Graduated within 6 Years but not in CAS Natural Sciences**

N	1,013
Pct of Total	27%

**In what School/College(s) did students graduate?**

CAS Humanities graduate	16.7%
CAS Natural Sciences graduate	0.0%
CAS Social Sciences graduate	47.1%
<b>CAS graduate TOTAL</b>	<b>61.1%</b>
DSGN graduate	5.7%
Education graduate	11.8%
Journalism graduate	10.8%
LCB graduate	12.4%
Music & Dance graduate	0.4%

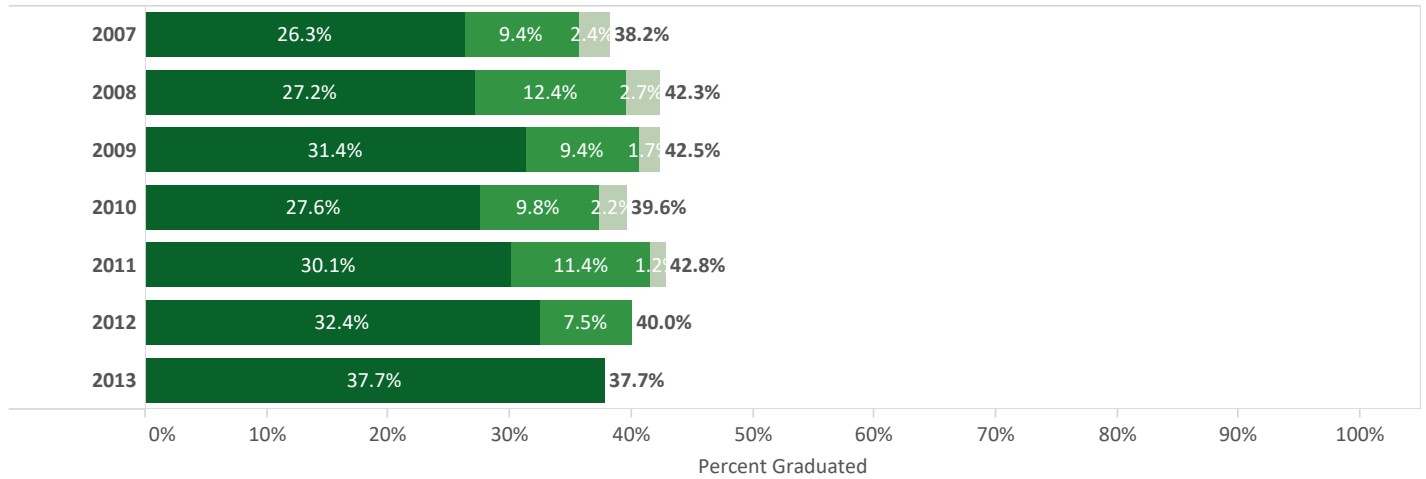
- May total to more than 100% since students may declare multiple majors.  
- Student may have had major in prior term(s).

\*Freshmen from high school enrolled in at least 12 credit hours at the end of the 4th week of their first Fall term.  
Other than "Institution Overall," all data are based on students with a declared major within CAS Natural Sciences in their first term.  
Students must earn the degree within six calendar years of matriculating, i.e. by the end of the sixth summer  
Graduation in School/College: students awarded a degree with a major in CAS Natural Sciences  
Graduation outside School/College: students awarded a degree without a major in CAS Natural Sciences  
Graduation in Institution: students awarded a degree by the university, regardless of major  
Reporting may be suppressed for small populations

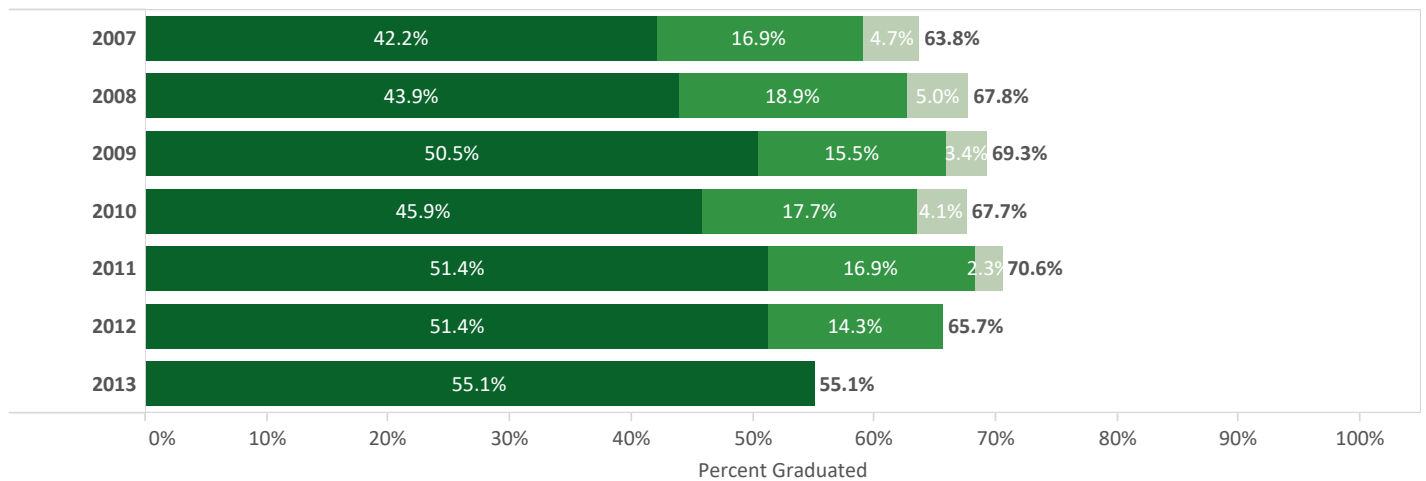
**Retention and Graduation for First-time Full-time Freshmen\* (FTF)  
with First-term Major in CAS Natural Sciences  
Graduation at Four, Five, and Six Years**



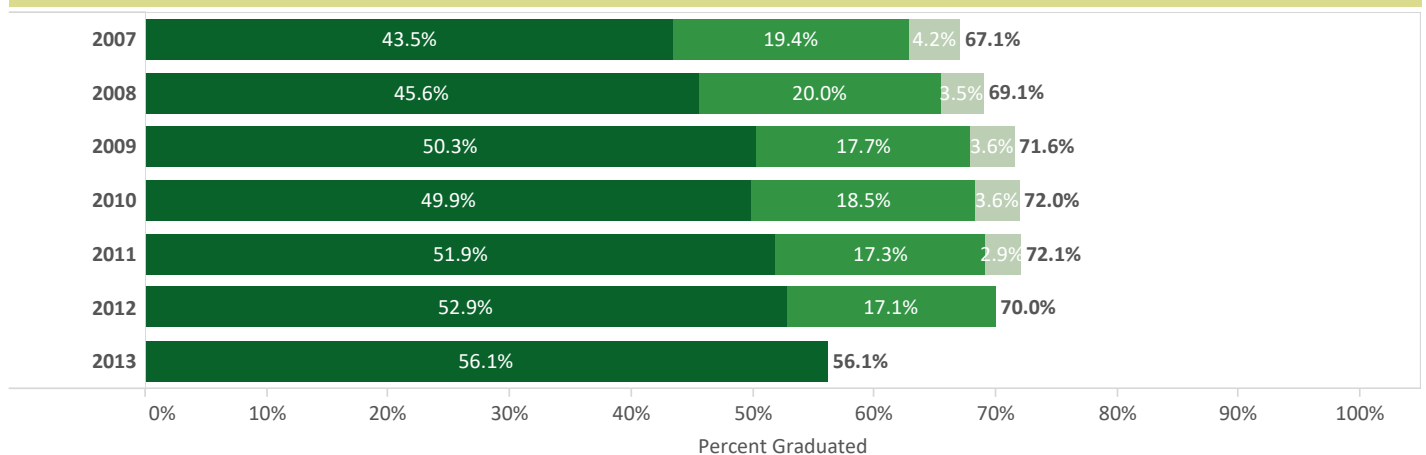
**Graduating in CAS Natural Sciences**



**Graduating in Institution**



**Graduation in 4, 5, and 6 years for all First-time Full-time Freshmen\* (FTF)  
Institution Overall**



\*Freshmen from high school enrolled in at least 12 credit hours at the end of the 4th week of their first Fall term.  
Other than "Institution Overall," all data are based on students with a declared major within CAS Natural Sciences in their first term.  
Graduating in School/College: students awarded a degree with a major in CAS Natural Sciences  
Graduating in Institution: students awarded a degree by the university, regardless of major  
Reporting may be suppressed for small populations

**Retention and Graduation for First-time Full-time Freshmen\* (FTF)  
with First-term Major in CAS Natural Sciences  
Retention & Graduation Outcomes**

*Retained/Graduated in CAS Natural Sciences*

Cohort	N	Return IN 2nd Fall	Return IN 3rd F..	Return IN 4th Fall	Grad IN w/in 4Y	Return IN 5th Fall	Grad IN w/in 5Y	Return IN 6th Fall	Grad IN w/in 6Y	Return IN 7th Fall	Grad IN w/in 7Y	Return IN 8th Fall	Grad IN w/in 8Y
Fall 2007	574	69.0%	52.3%	42.0%	26.3%	13.2%	35.7%	4.2%	38.2%	1.0%	38.7%	0.5%	39.2%
Fall 2008	699	67.0%	52.8%	46.5%	27.2%	15.5%	39.6%	2.4%	42.3%	0.9%	42.9%	0.4%	43.3%
Fall 2009	775	71.6%	54.5%	46.3%	31.4%	11.9%	40.8%	2.7%	42.5%	1.3%	43.6%	0.6%	43.9%
Fall 2010	808	69.4%	51.9%	45.8%	27.6%	13.7%	37.4%	3.5%	39.6%	1.9%	41.1%	0.9%	
Fall 2011	909	68.1%	51.9%	45.3%	30.1%	12.9%	41.6%	1.5%	42.8%	0.7%			
Fall 2012	903	69.4%	52.3%	45.2%	32.4%	10.1%	40.0%	2.5%					
Fall 2013	983	72.1%	57.8%	50.3%	37.7%	12.1%							
Fall 2014	972	70.2%	55.1%	46.6%									
Fall 2015	1,091	68.1%	53.3%										
Fall 2016	1,019	70.1%											

*Retained/Graduated in Institution*

Cohort	N	Return 2nd Fall	Return 3rd Fall	Return 4th Fall	Grad w/in 4Y	Return 5th Fall	Grad w/in 5Y	Return 6th Fall	Grad w/in 6Y	Return 7th Fall	Grad w/in 7Y	Return 8th Fall	Grad w/in 8Y
Fall 2007	574	78.9%	72.3%	66.4%	42.2%	23.5%	59.1%	6.4%	63.8%	1.6%	65.3%	0.7%	66.2%
Fall 2008	699	81.3%	73.2%	70.2%	43.9%	23.6%	62.8%	3.9%	67.8%	1.1%	68.5%	0.6%	69.1%
Fall 2009	775	84.0%	76.0%	71.5%	50.5%	19.0%	65.9%	4.3%	69.3%	1.9%	71.0%	1.2%	71.5%
Fall 2010	808	83.9%	75.9%	70.8%	45.9%	22.6%	63.6%	5.6%	67.7%	2.4%	69.9%	0.9%	
Fall 2011	909	85.5%	77.8%	72.8%	51.4%	20.0%	68.3%	3.0%	70.6%	1.1%			
Fall 2012	903	84.8%	76.5%	71.9%	51.4%	17.6%	65.7%	3.7%					
Fall 2013	983	86.5%	78.4%	72.8%	55.1%	18.6%							
Fall 2014	972	84.7%	76.6%	71.6%									
Fall 2015	1,091	84.1%	76.5%										
Fall 2016	1,019	83.8%											

**Retention and Graduation for all First-time Full-time Freshmen\* (FTF)**

*Institution Overall*

Cohort	N	Return 2nd Fall	Return 3rd Fall	Return 4th Fall	Grad w/in 4Y	Return 5th Fall	Grad w/in 5Y	Return 6th Fall	Grad w/in 6Y	Return 7th Fall	Grad w/in 7Y	Return 8th Fall	Grad w/in 8Y
Fall 2007	3,322	83.1%	74.6%	70.9%	43.5%	25.0%	62.9%	4.5%	67.1%	1.8%	68.8%	0.9%	69.5%
Fall 2008	4,137	83.6%	76.1%	72.8%	45.6%	23.7%	65.6%	3.9%	69.1%	1.3%	70.3%	0.7%	71.0%
Fall 2009	3,724	86.0%	78.3%	74.2%	50.3%	21.9%	68.0%	3.9%	71.6%	1.6%	72.8%	0.8%	73.2%
Fall 2010	3,845	86.4%	77.9%	74.8%	49.9%	22.6%	68.4%	4.6%	72.0%	1.5%	73.4%	0.6%	
Fall 2011	4,021	85.0%	78.2%	73.1%	51.9%	21.0%	69.2%	3.3%	72.1%	1.1%			
Fall 2012	3,943	86.8%	78.8%	75.0%	52.9%	19.9%	70.0%	3.3%					
Fall 2013	3,913	87.2%	80.4%	75.1%	56.1%	18.1%							
Fall 2014	3,895	87.5%	80.4%	75.1%									
Fall 2015	4,047	86.9%	79.7%										
Fall 2016	3,942	86.1%											

\*Freshmen from high school enrolled in at least 12 credit hours at the end of the 4th week of their first Fall term.  
Other than "Institution Overall," all data are based on students with a declared major within CAS Natural Sciences in their first term.  
Graduating in School/College: students awarded a degree with a major in CAS Natural Sciences  
Graduating in Institution: students awarded a degree by the university, regardless of major  
Reporting may be suppressed for small populations