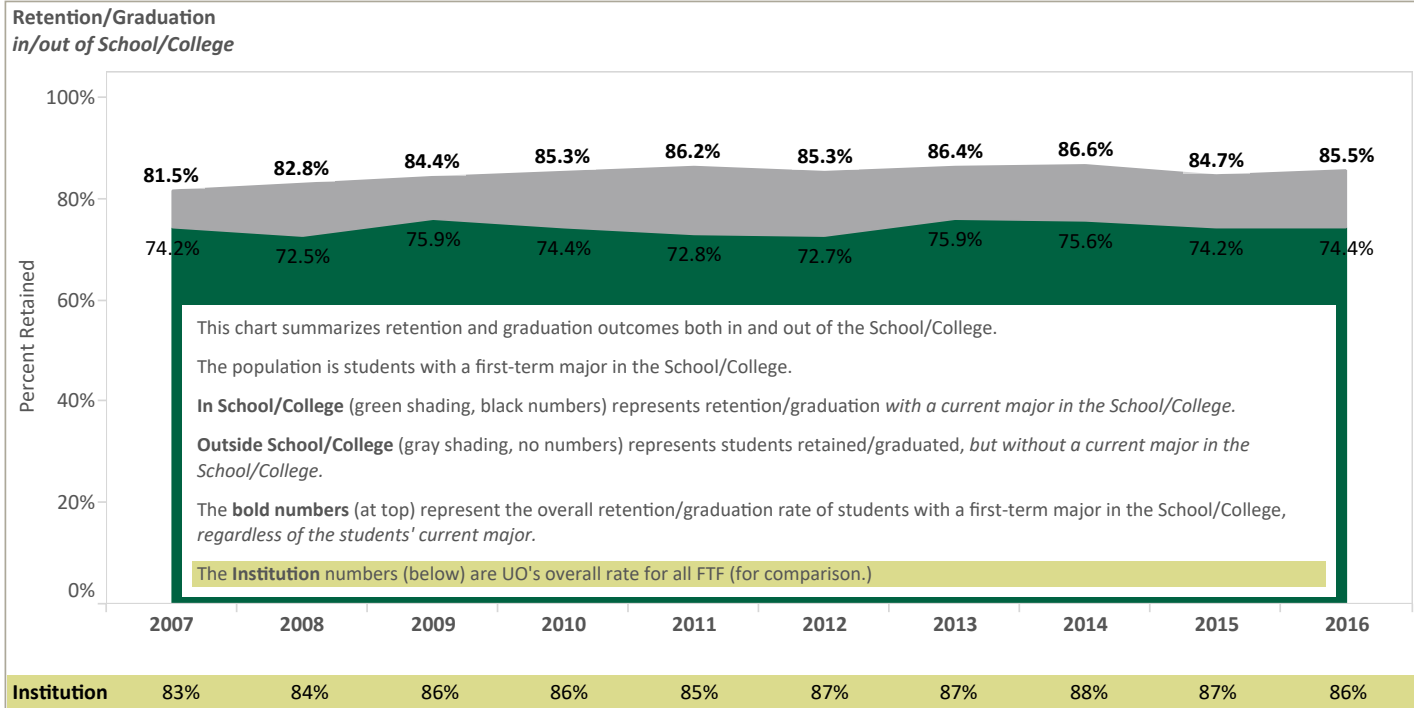


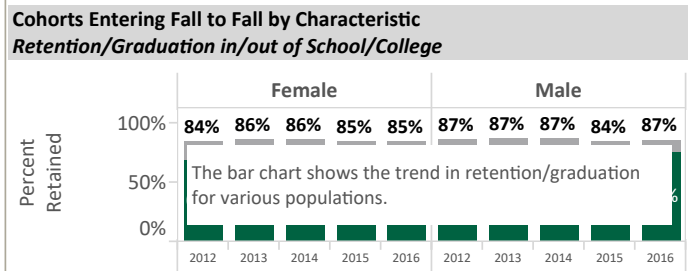
Retention and Graduation for First-time Full-time Freshmen* (FTF) by School/College
HOW TO READ & INTERPRET THIS REPORT

Outside School/College
In School/College

New FTF in This table summarizes how many of the students in the first-time, full-time freshman cohort had a declared major in the selected School/College in the term in which they matriculated



Each box provides retention/graduation for various populations, including gender, race/ethnicity (grouped), residency, Pell eligible and first generation status.



Retention/Graduation (all cohorts pooled)

This table reports the pooled retention or graduation rate for:

- students with a first-term major in the School/College, retained or graduated with a current major **In School/College**
- students with a first-term major in the School/College, retained or graduated **In University** regardless of current major
- the retention/graduation rate for the **Institution Overall** (for comparison)

Percent of FTF by Characteristic (all cohorts pooled)
School/College and UO Overall

This table provides information on how the population is represented among

- FTF **In School/College** and
- FTF in the **Institution Overall** (for comparison)

Questions to Ask

- is there a trend in the retention/graduation rate for each population?
- does the trend differ for the two populations?
- do outcomes for the entering cohort of the School/College differ from institutional outcomes overall?
- do the demographics of the entering cohort of the School/College differ substantially from the cohort overall?

Cohorts Entering Fall to Fall
retained/graduated but no longer in School/College

This table provides information on the disposition of students who remain at the university but are no longer in the School/College.

Definitions

First-time Full-time Freshmen (FTF) freshmen from high school enrolled in at least 12 credit hours at the end of the 4th week of their first Fall term. **Other than "Institution Overall," all data are based on students with a declared major within the School/College in their first term.**

Retention students enrolled as of first day of Fall term, as measured at fourth-week census.

Graduation students awarded a degree before or during summer term of the specified year.

Gender and **Residency** as reported in first enrolled term on census date.

Students of Color includes Asian, Black/African American, Hispanic/Latino, Native American/Alaska Native, Native Hawaiian/Pacific Islander, and Two or More Races. As reported in first enrolled term on census date; however, students enrolling prior to federal changes in race/ethnicity reporting (Fall 2010) have been mapped to new categories.

Pell Eligible students offered Pell Grant in first year.

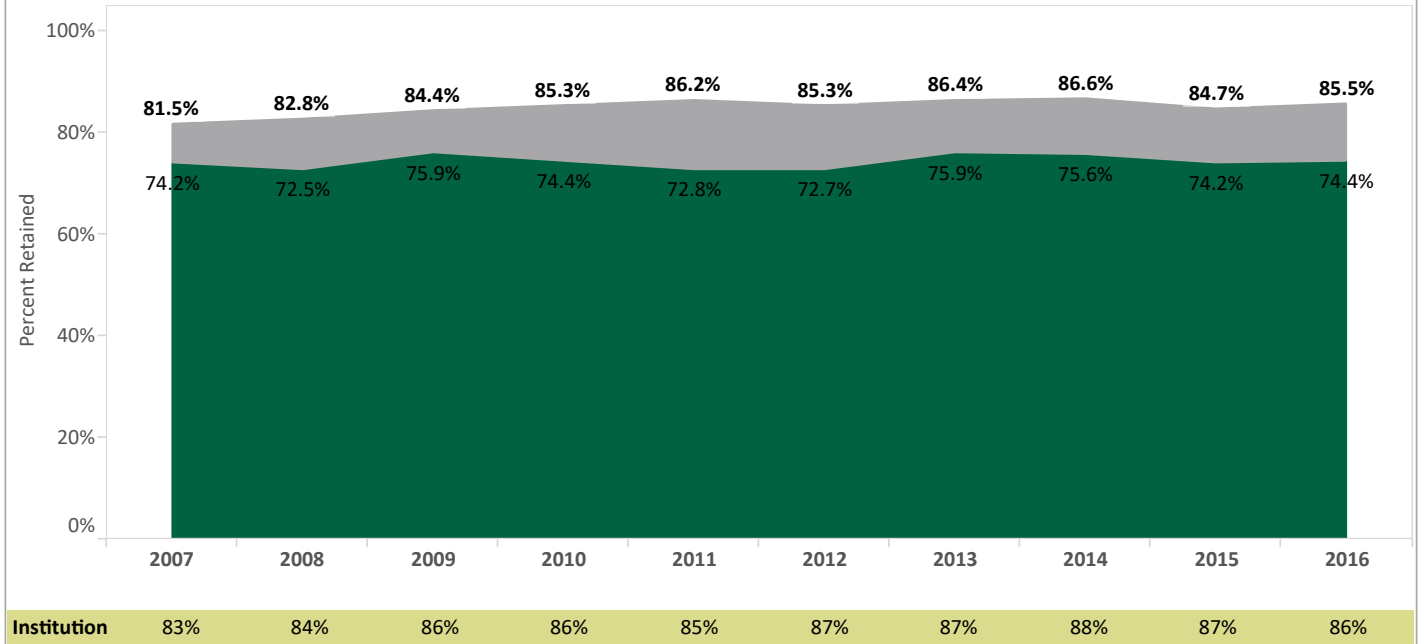
First Generation Status students self-reporting as parents' highest level of education being less than a bachelor's degree. *Data collection began Fall 2009.*

**Retention and Graduation for First-time Full-time Freshmen* (FTF)
with First-term Major in CAS
Retention to Second Year**

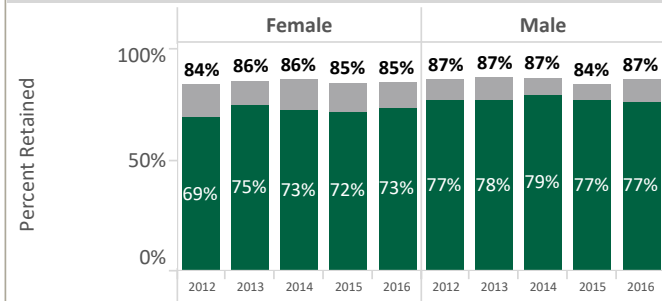
Outside School/College
In School/College

New FTF in CAS	2007	2008	2009	2010	2011	2012	2013	2014	2015	2016
	1,060	1,277	1,317	1,351	1,461	1,421	1,459	1,489	1,695	1,582

**Retained to Year 2
in/out of CAS**



**Cohorts Entering Fall 2012 to 2016 by Gender
Retention to Year 2 in/out of CAS**



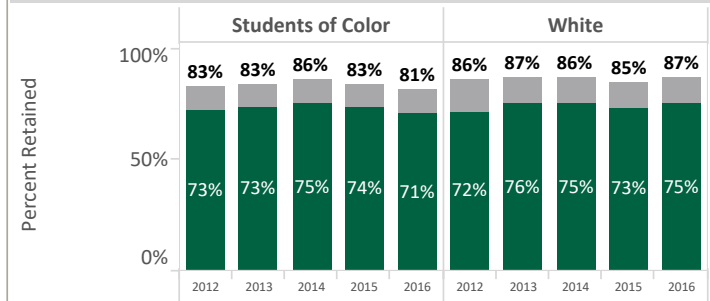
Retention to Year 2 (all cohorts pooled)

	Female	Male
In School/College	72%	78%
In University	85%	86%
Institution Overall	87%	87%

**Percent of FTF by Gender (all cohorts pooled)
CAS and UO Overall**

	Female	Male
In School/College	59%	41%
Institution Overall	56%	44%

**Cohorts Entering Fall 2012 to 2016 by Students of Color
Retention to Year 2 in/out of CAS**



Retention to Year 2 (all cohorts pooled)

	Students of Color	White	Nonresident Alien	Unknown
In School/College	73%	74%	82%	83%
In University	83%	86%	91%	93%
Institution Overall	85%	87%	91%	88%

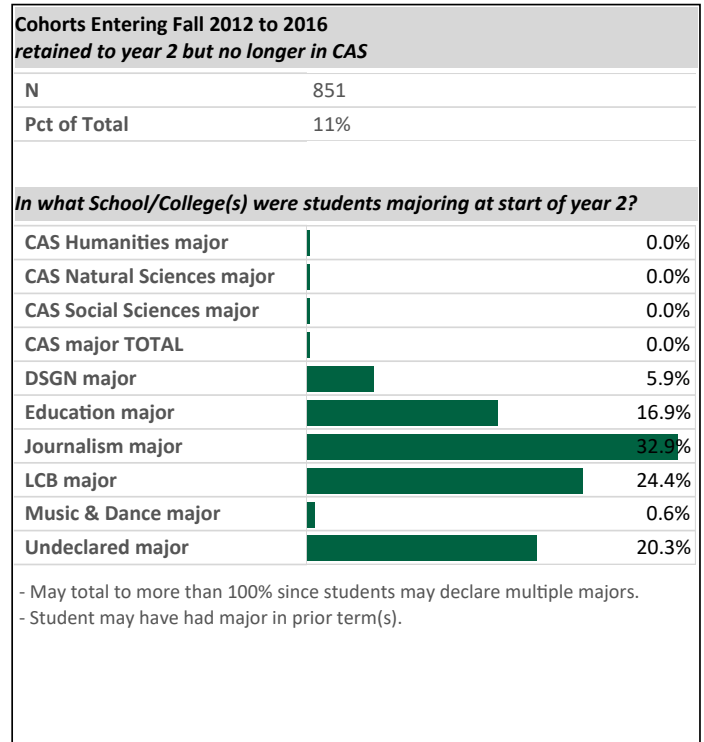
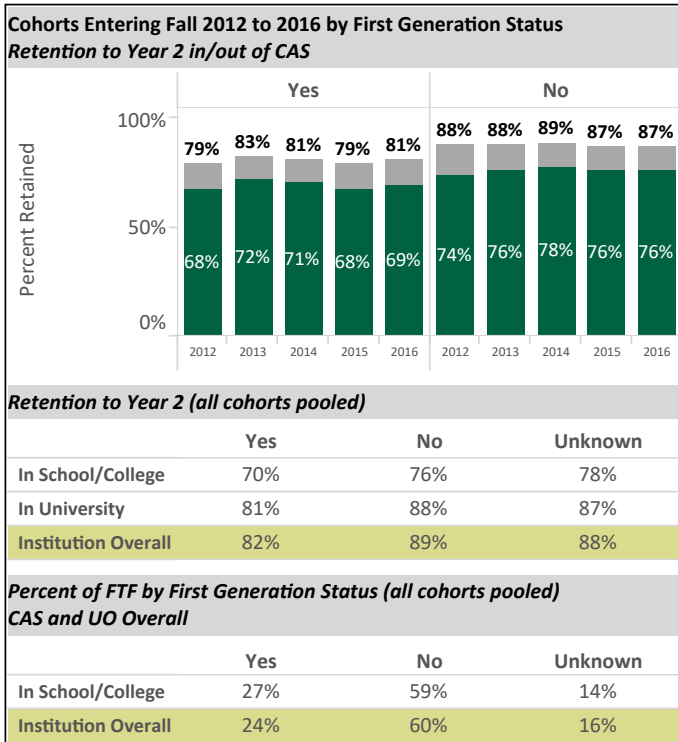
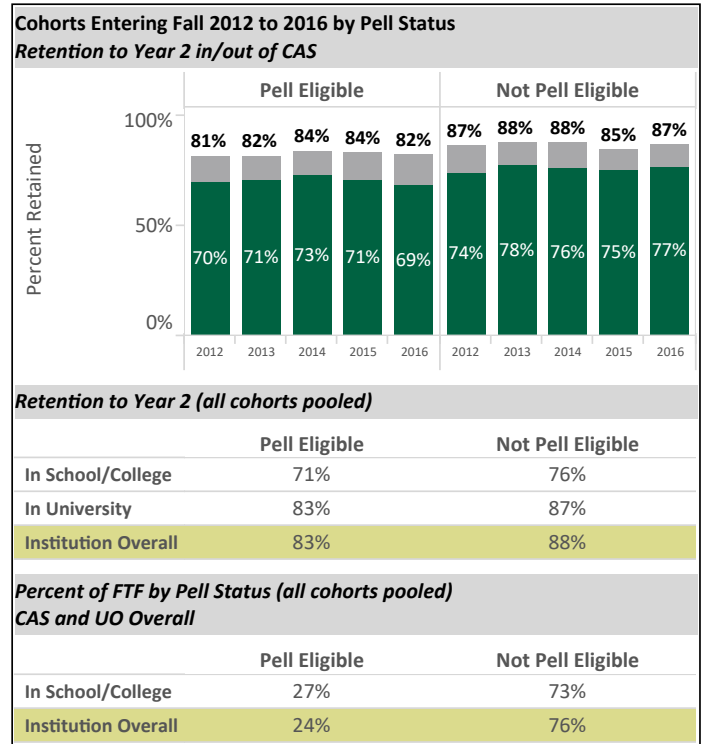
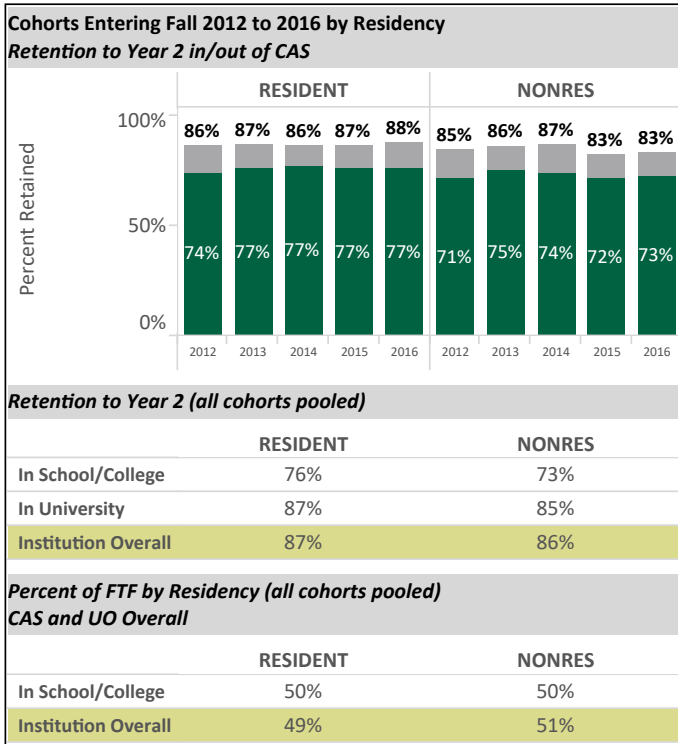
**Percent of FTF by Students of Color (all cohorts pooled)
CAS and UO Overall**

	Students of Color	White	Nonresident Alien	Unknown
In School/College	31%	60%	8%	1%
Institution Overall	28%	62%	10%	1%

*Freshmen from high school enrolled in at least 12 credit hours at the end of the 4th week of their first Fall term.
Other than "Institution Overall," all data are based on students with a declared major within CAS in their first term.
Additional information provided on next page

**Retention and Graduation for First-time Full-time Freshmen* (FTF)
with First-term Major in CAS
Retention to Second Year**

Outside School/College
 In School/College

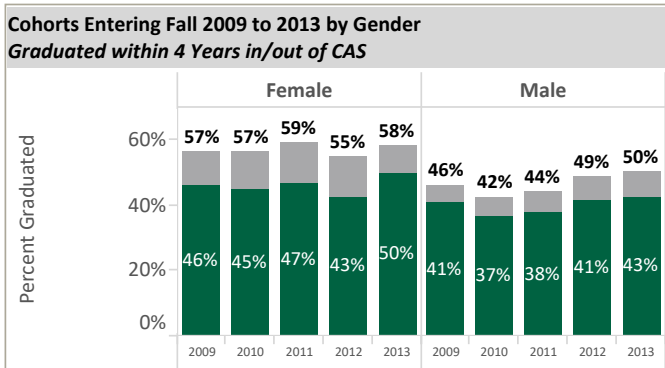
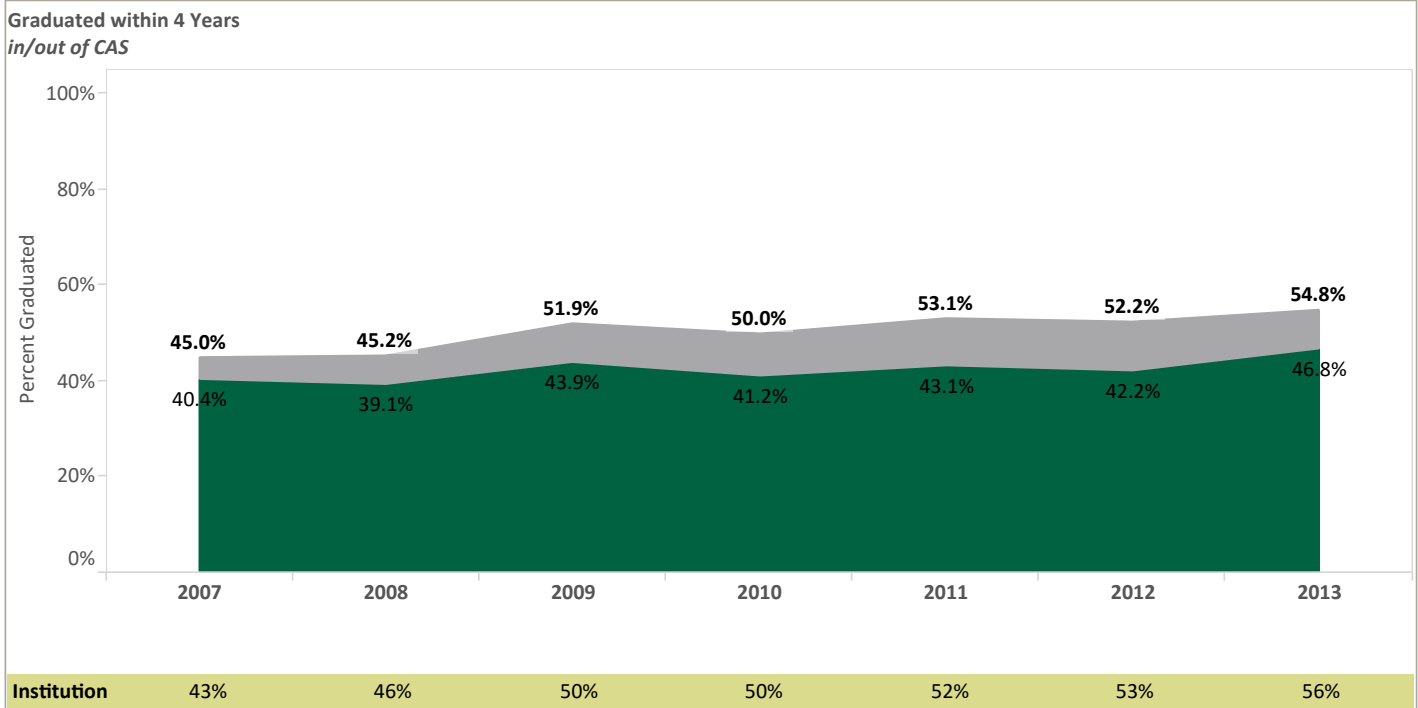


*Freshmen from high school enrolled in at least 12 credit hours at the end of the 4th week of their first Fall term.
Other than "Institution Overall," all data are based on students with a declared major within CAS in their first term.
Retention in School/College: students enrolled on day 1 of the second fall with a declared major in CAS
Retention outside School/College: students enrolled on day 1 of the second fall but without a declared major in CAS
Retention in University: students enrolled on day 1 of the second fall, regardless of declared major
Reporting may be suppressed for small populations

**Retention and Graduation for First-time Full-time Freshmen* (FTF)
with First-term Major in CAS
Graduation within Four Years**

Outside School/College
In School/College

New FTF in CAS	2007 1,060	2008 1,277	2009 1,317	2010 1,351	2011 1,461	2012 1,421	2013 1,459
----------------	---------------	---------------	---------------	---------------	---------------	---------------	---------------

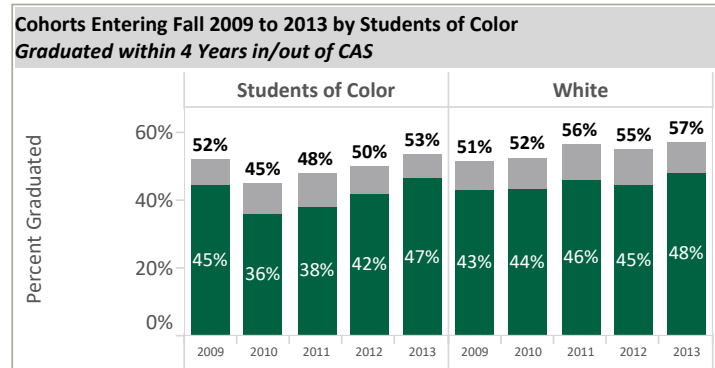


Graduated within 4 Years (all cohorts pooled)

	Female	Male
In School/College	46%	40%
In University	57%	46%
Institution Overall	57%	46%

**Percent of FTF by Gender (all cohorts pooled)
CAS and UO Overall**

	Female	Male
In School/College	57%	43%
Institution Overall	55%	45%



Graduated within 4 Years (all cohorts pooled)

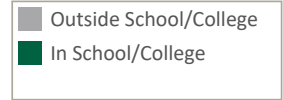
	Students of Color	White	Nonresident Alien	Unknown
In School/College	42%	45%	33%	44%
In University	50%	55%	41%	56%
Institution Overall	50%	54%	41%	53%

**Percent of FTF by Students of Color (all cohorts pooled)
CAS and UO Overall**

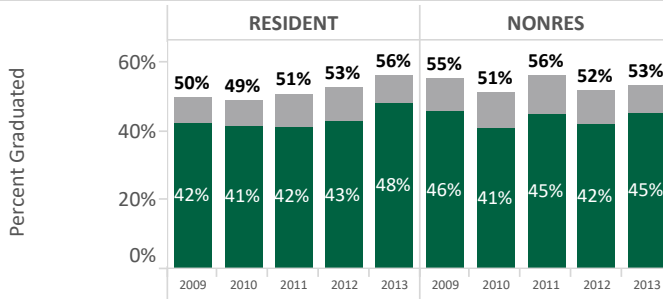
	Students of Color	White	Nonresident Alien	Unknown
In School/College	25%	67%	7%	2%
Institution Overall	23%	69%	7%	1%

*Freshmen from high school enrolled in at least 12 credit hours at the end of the 4th week of their first Fall term.
Other than "Institution Overall," all data are based on students with a declared major within CAS in their first term.
Additional information provided on next page

**Retention and Graduation for First-time Full-time Freshmen* (FTF)
with First-term Major in CAS
Graduation within Four Years**



**Cohorts Entering Fall 2009 to 2013 by Residency
Graduated within 4 Years in/out of CAS**



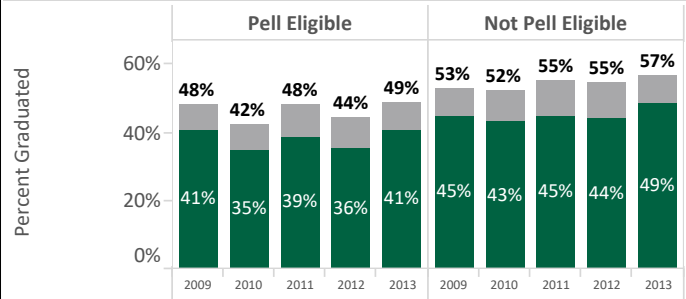
Graduated within 4 Years (all cohorts pooled)

	RESIDENT	NONRES
In School/College	43%	44%
In University	52%	53%
Institution Overall	51%	53%

**Percent of FTF by Residency (all cohorts pooled)
CAS and UO Overall**

	RESIDENT	NONRES
In School/College	53%	47%
Institution Overall	52%	48%

**Cohorts Entering Fall 2009 to 2013 by Pell Status
Graduated within 4 Years in/out of CAS**



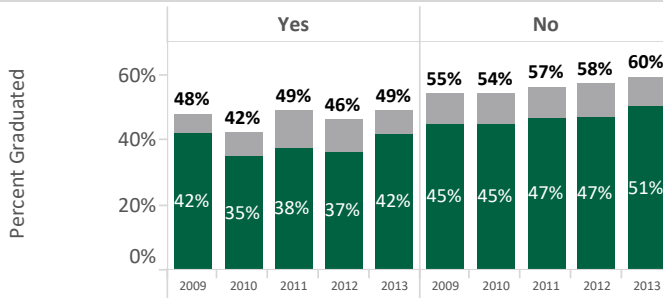
Graduated within 4 Years (all cohorts pooled)

	Pell Eligible	Not Pell Eligible
In School/College	38%	45%
In University	47%	54%
Institution Overall	46%	54%

**Percent of FTF by Pell Status (all cohorts pooled)
CAS and UO Overall**

	Pell Eligible	Not Pell Eligible
In School/College	25%	75%
Institution Overall	23%	77%

**Cohorts Entering Fall 2009 to 2013 by First Generation Status
Graduated within 4 Years in/out of CAS**



Graduated within 4 Years (all cohorts pooled)

	Yes	No	Unknown
In School/College	39%	47%	37%
In University	47%	57%	44%
Institution Overall	46%	57%	45%

**Percent of FTF by First Generation Status (all cohorts pooled)
CAS and UO Overall**

	Yes	No	Unknown
In School/College	25%	61%	14%
Institution Overall	24%	61%	15%

**Cohorts Entering Fall 2009 to 2013
Graduated within 4 Years but not in CAS**

N	631
Pct of Total	9%

In what School/College(s) did students graduate?

CAS Humanities graduate	0.0%
CAS Natural Sciences graduate	0.0%
CAS Social Sciences graduate	0.0%
CAS graduate TOTAL	0.0%
DSGN graduate	9.5%
Education graduate	26.0%
Journalism graduate	36.6%
LCB graduate	26.6%
Music & Dance graduate	1.3%

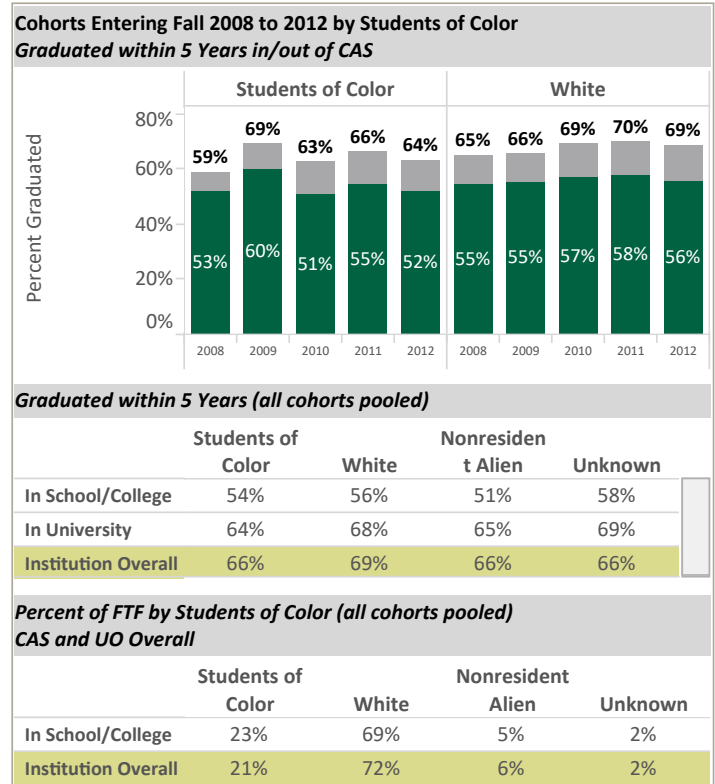
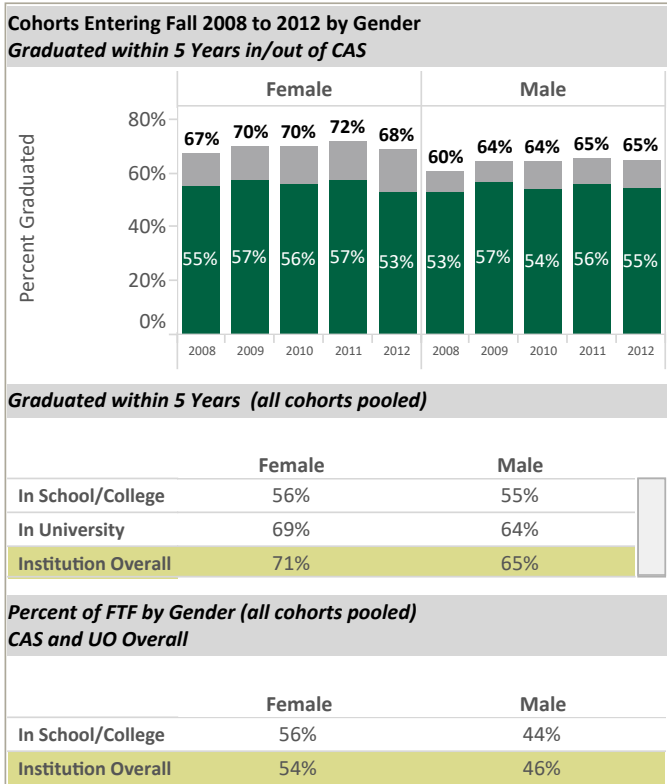
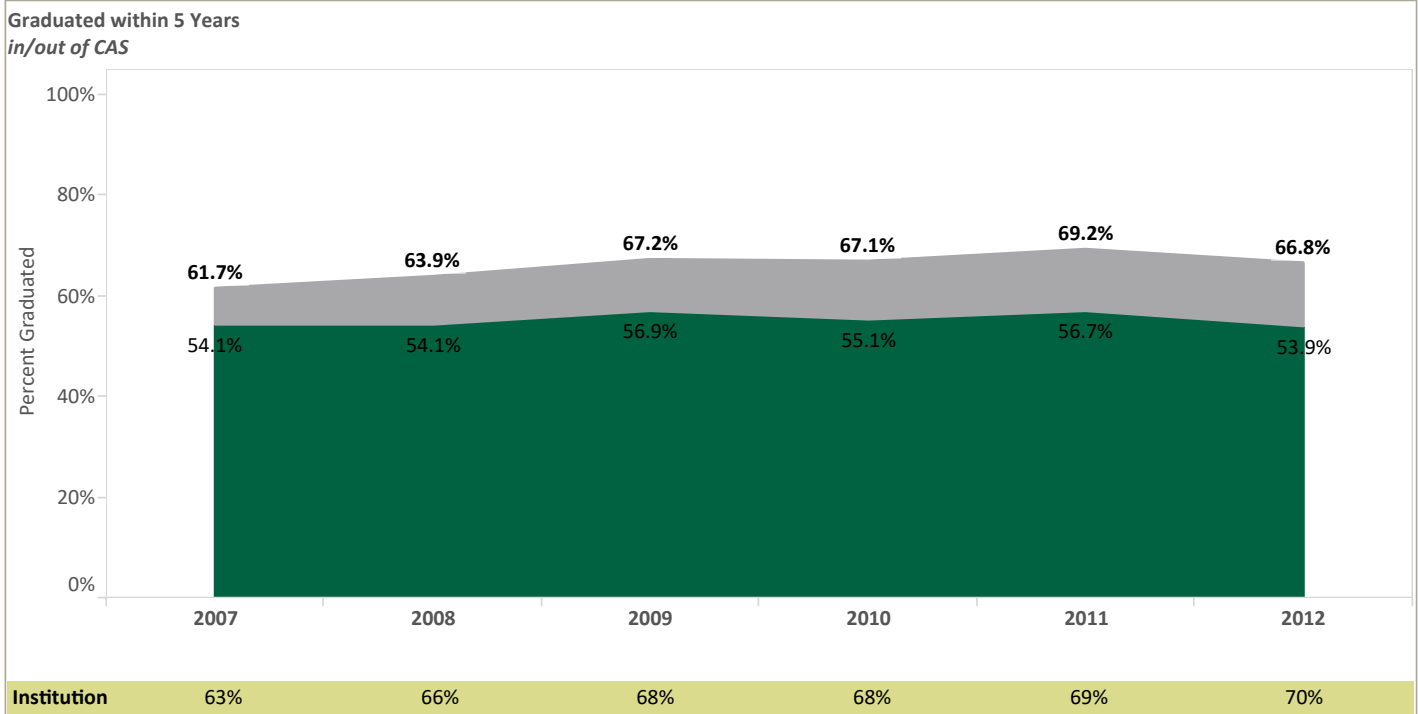
- May total to more than 100% since students may declare multiple majors.
- Student may have had major in prior term(s).

*Freshmen from high school enrolled in at least 12 credit hours at the end of the 4th week of their first Fall term. Other than "Institution Overall," all data are based on students with a declared major within CAS in their first term. Students must earn the degree within four calendar years of matriculating, i.e. by the end of the fourth summer. Graduation in School/College: students awarded a degree with a major in CAS. Graduation outside School/College: students awarded a degree without a major in CAS. Graduation in Institution: students awarded a degree by the university, regardless of major. Reporting may be suppressed for small populations.

**Retention and Graduation for First-time Full-time Freshmen* (FTF)
with First-term Major in CAS
Graduation within Five Years**

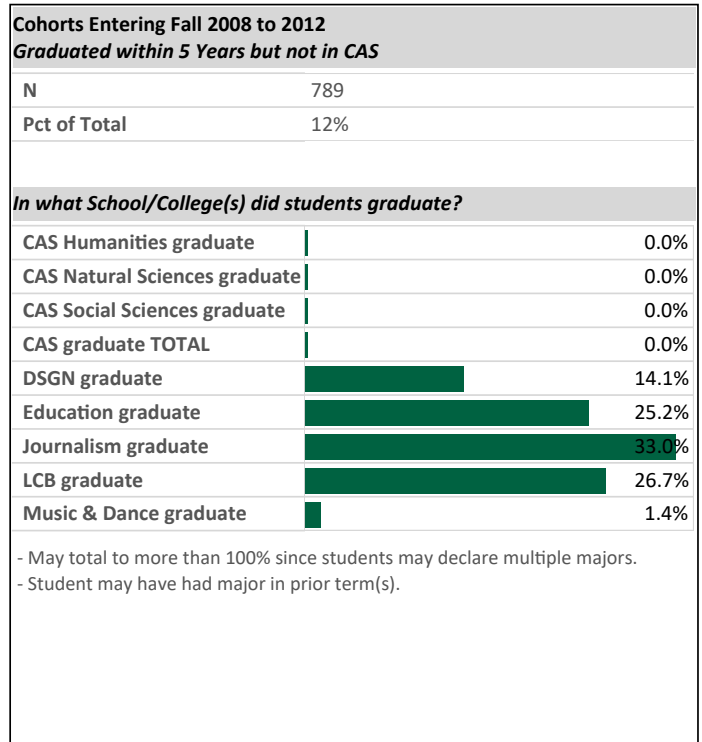
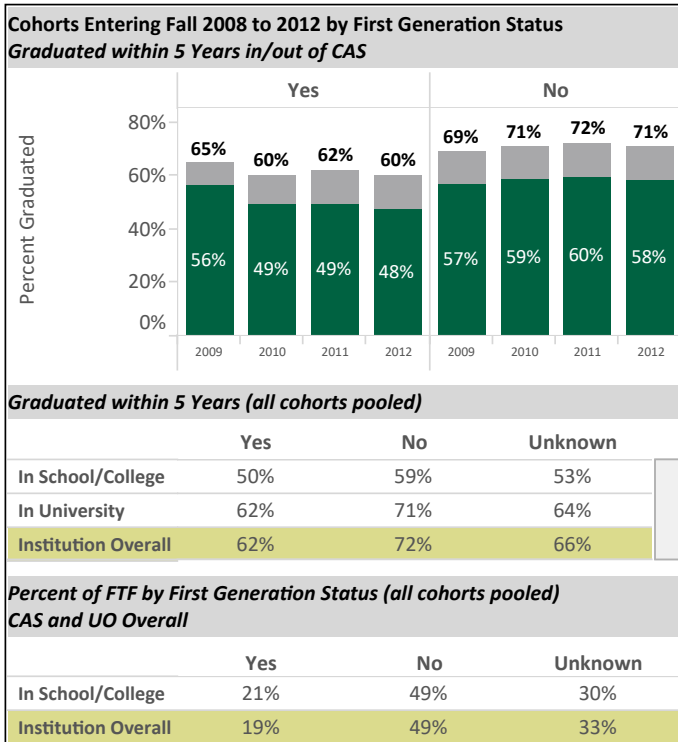
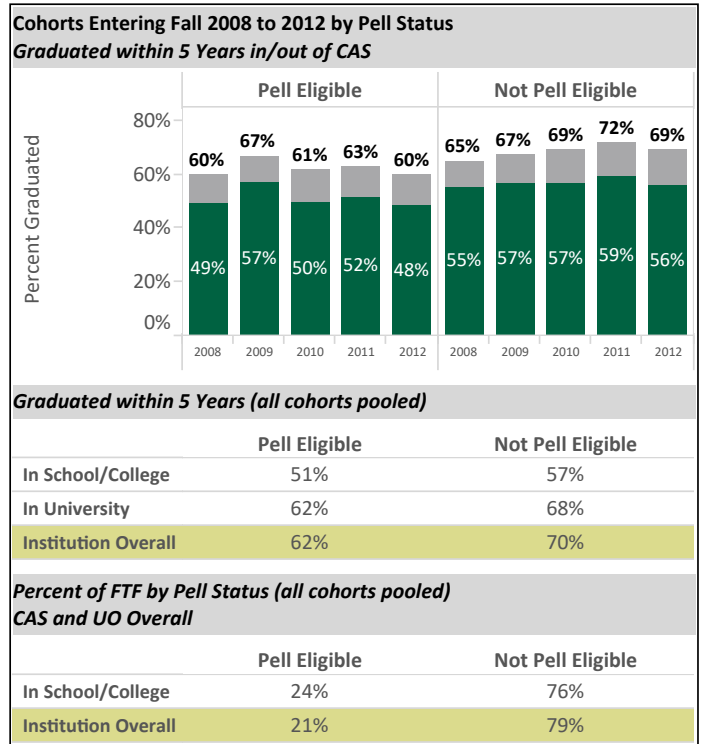
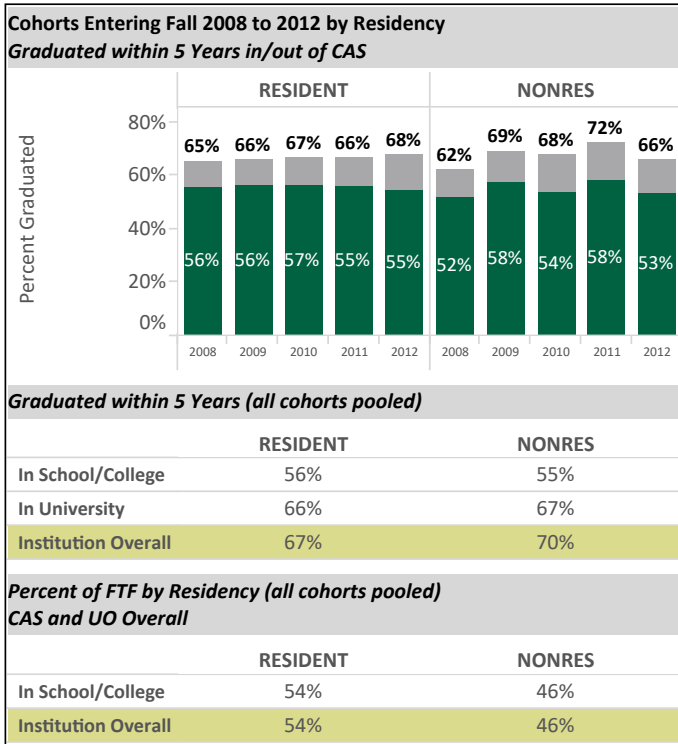
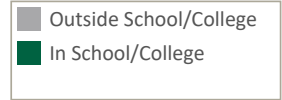
Outside School/College
In School/College

New FTF in CAS	2007 1,060	2008 1,277	2009 1,317	2010 1,351	2011 1,461	2012 1,421
----------------	---------------	---------------	---------------	---------------	---------------	---------------



*Freshmen from high school enrolled in at least 12 credit hours at the end of the 4th week of their first Fall term.
Other than "Institution Overall," all data are based on students with a declared major within CAS in their first term.
Additional information provided on next page

**Retention and Graduation for First-time Full-time Freshmen* (FTF)
with First-term Major in CAS
Graduation within Five Years**

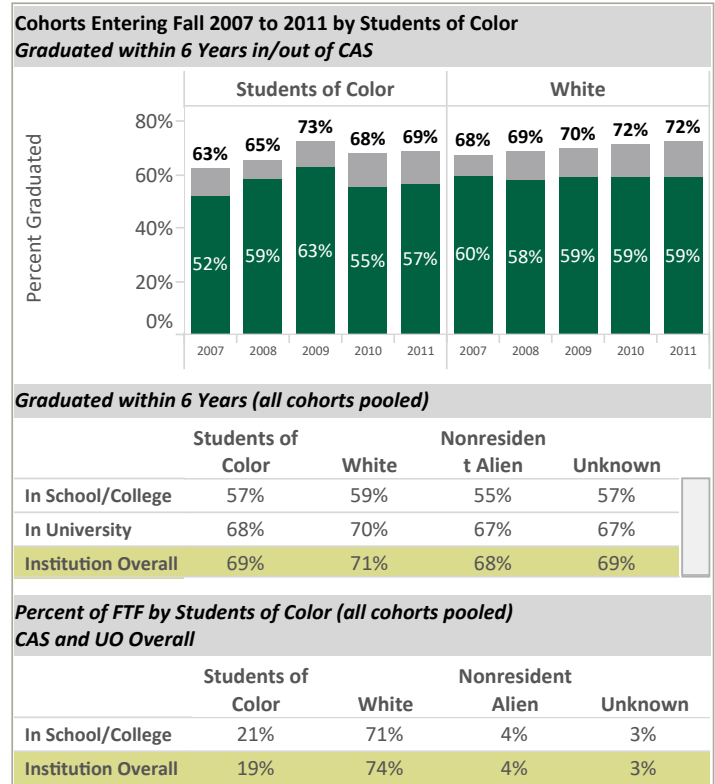
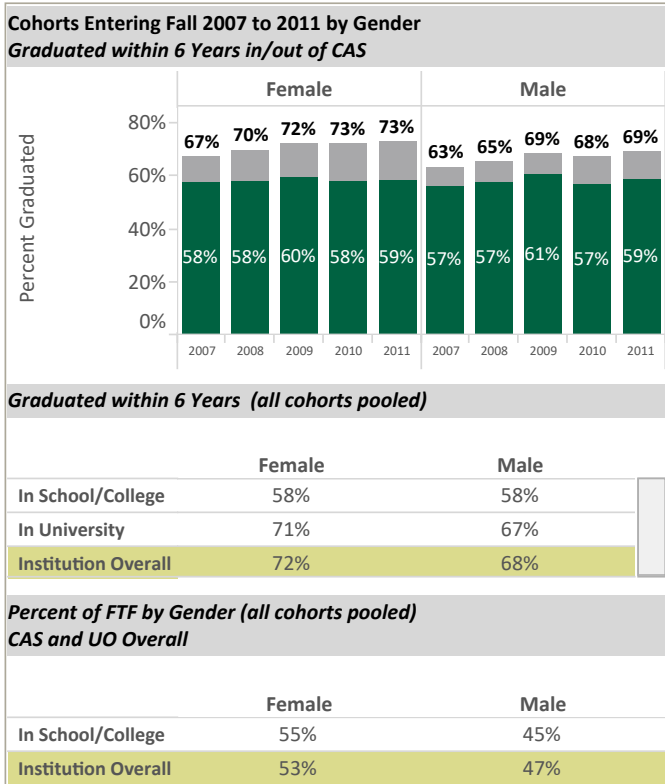
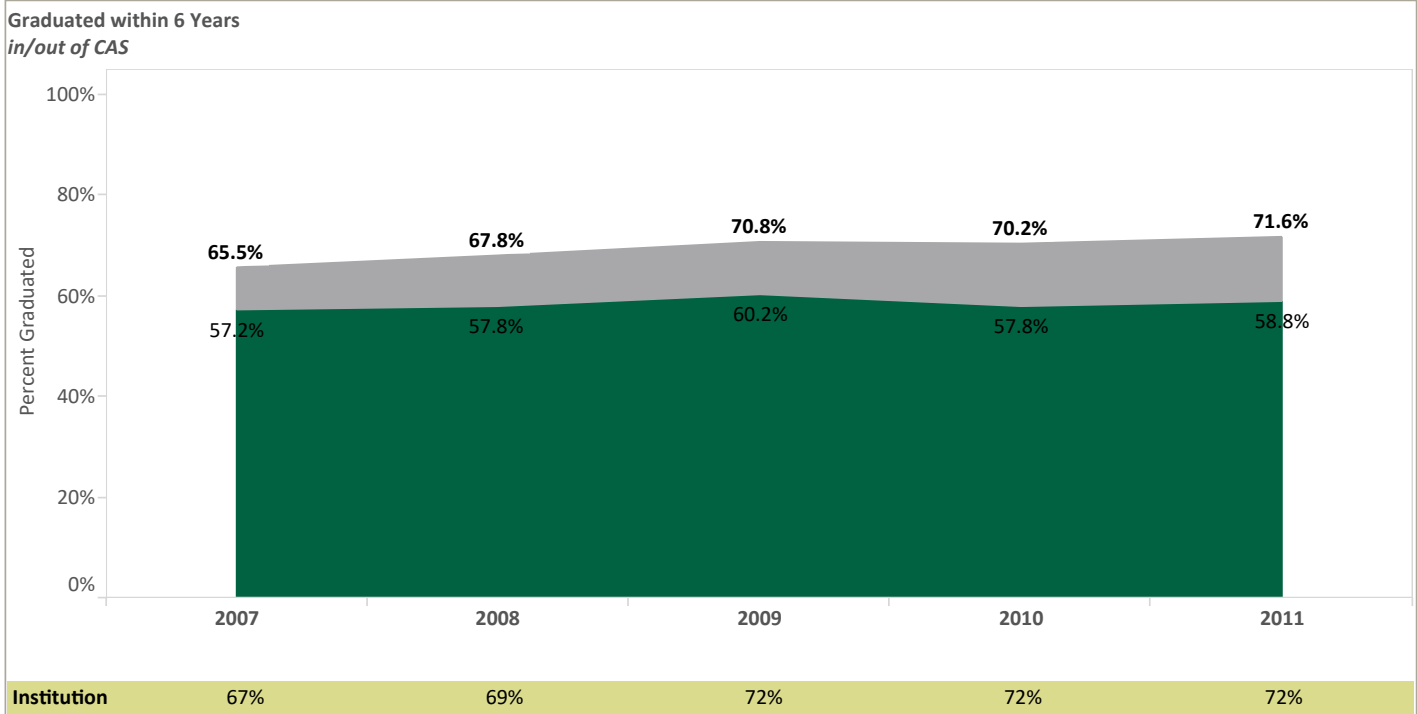


*Freshmen from high school enrolled in at least 12 credit hours at the end of the 4th week of their first Fall term.
Other than "Institution Overall," all data are based on students with a declared major within CAS in their first term.
Students must earn the degree within five calendar years of matriculating, i.e. by the end of the fifth summer
Graduation in School/College: students awarded a degree with a major in CAS
Graduation outside School/College: students awarded a degree without a major in CAS
Graduation in Institution: students awarded a degree by the university, regardless of major
Reporting may be suppressed for small populations

**Retention and Graduation for First-time Full-time Freshmen* (FTF)
with First-term Major in CAS
Graduation within Six Years**

Outside School/College
In School/College

New FTF in CAS	2007 1,060	2008 1,277	2009 1,317	2010 1,351	2011 1,461
----------------	---------------	---------------	---------------	---------------	---------------

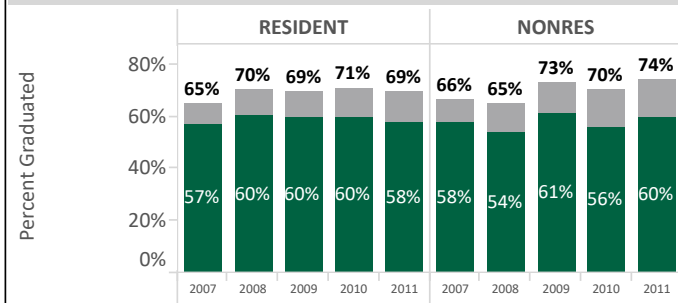


*Freshmen from high school enrolled in at least 12 credit hours at the end of the 4th week of their first Fall term. Other than "Institution Overall," all data are based on students with a declared major within CAS in their first term. **Additional information provided on next page**

**Retention and Graduation for First-time Full-time Freshmen* (FTF)
with First-term Major in CAS
Graduation within Six Years**

 Outside School/College
 In School/College

**Cohorts Entering Fall 2007 to 2011 by Residency
Graduated within 6 Years in/out of CAS**



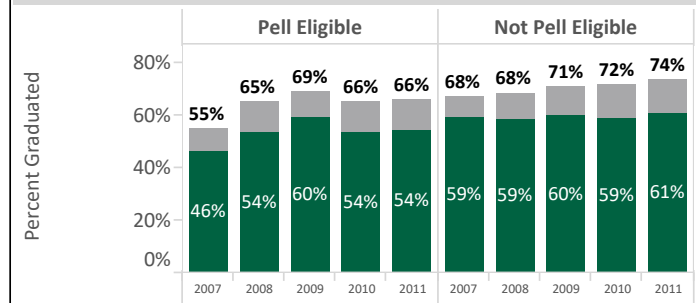
Graduated within 6 Years (all cohorts pooled)

	RESIDENT	NONRES
In School/College	59%	58%
In University	69%	70%
Institution Overall	70%	72%

**Percent of FTF by Residency (all cohorts pooled)
CAS and UO Overall**

	RESIDENT	NONRES
In School/College	56%	44%
Institution Overall	56%	44%

**Cohorts Entering Fall 2007 to 2011 by Pell Status
Graduated within 6 Years in/out of CAS**



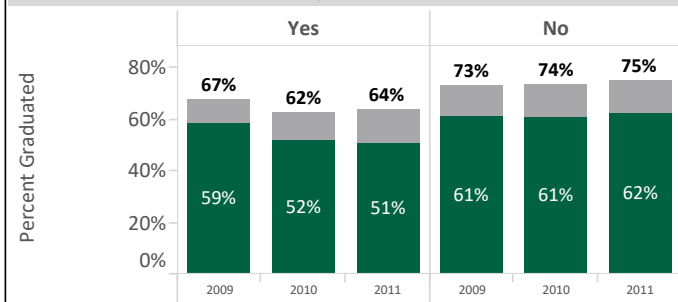
Graduated within 6 Years (all cohorts pooled)

	Pell Eligible	Not Pell Eligible
In School/College	54%	60%
In University	65%	71%
Institution Overall	64%	72%

**Percent of FTF by Pell Status (all cohorts pooled)
CAS and UO Overall**

	Pell Eligible	Not Pell Eligible
In School/College	22%	78%
Institution Overall	20%	80%

**Cohorts Entering Fall 2007 to 2011 by First Generation Status
Graduated within 6 Years in/out of CAS**



Graduated within 6 Years (all cohorts pooled)

	Yes	No	Unknown
In School/College	53%	62%	58%
In University	64%	74%	67%
Institution Overall	65%	75%	69%

**Percent of FTF by First Generation Status (all cohorts pooled)
CAS and UO Overall**

	Yes	No	Unknown
In School/College	16%	39%	45%
Institution Overall	14%	38%	48%

**Cohorts Entering Fall 2007 to 2011
Graduated within 6 Years but not in CAS**

N	710
Pct of Total	11%

In what School/College(s) did students graduate?

CAS Humanities graduate	0.0%
CAS Natural Sciences graduate	0.0%
CAS Social Sciences graduate	0.0%
CAS graduate TOTAL	0.0%
DSGN graduate	15.1%
Education graduate	24.9%
Journalism graduate	30.7%
LCB graduate	28.2%
Music & Dance graduate	1.4%

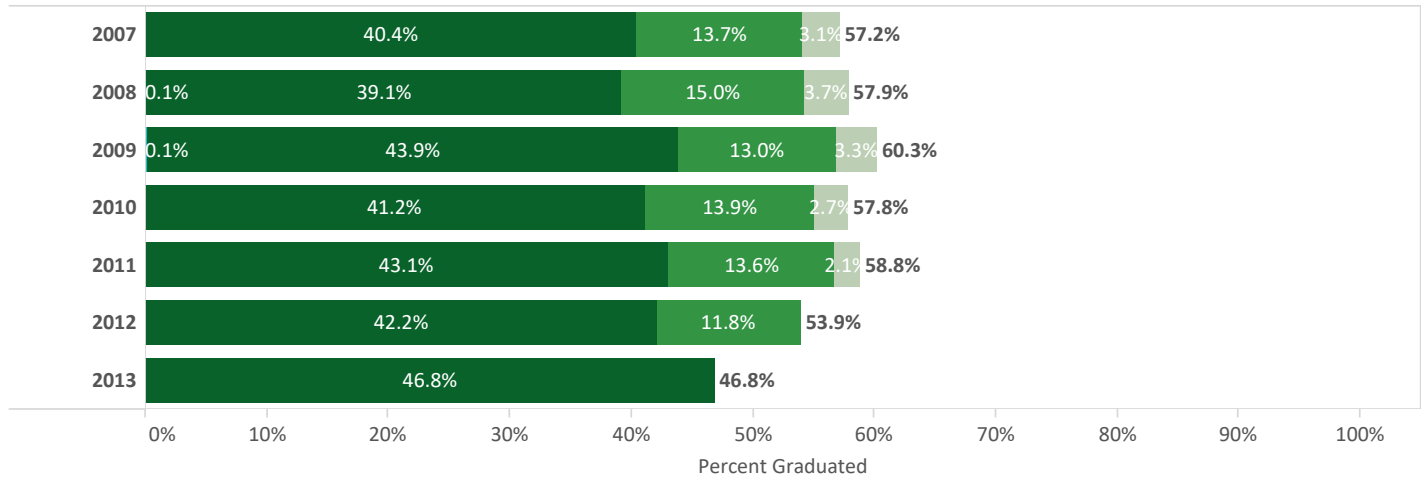
- May total to more than 100% since students may declare multiple majors.
- Student may have had major in prior term(s).

*Freshmen from high school enrolled in at least 12 credit hours at the end of the 4th week of their first Fall term.
Other than "Institution Overall," all data are based on students with a declared major within CAS in their first term.
Students must earn the degree within six calendar years of matriculating, i.e. by the end of the sixth summer
Graduation in School/College: students awarded a degree *with a major in CAS*
Graduation outside School/College: students awarded a degree *without a major in CAS*
Graduation in Institution: students awarded a degree by the university, *regardless of major*
Reporting may be suppressed for small populations

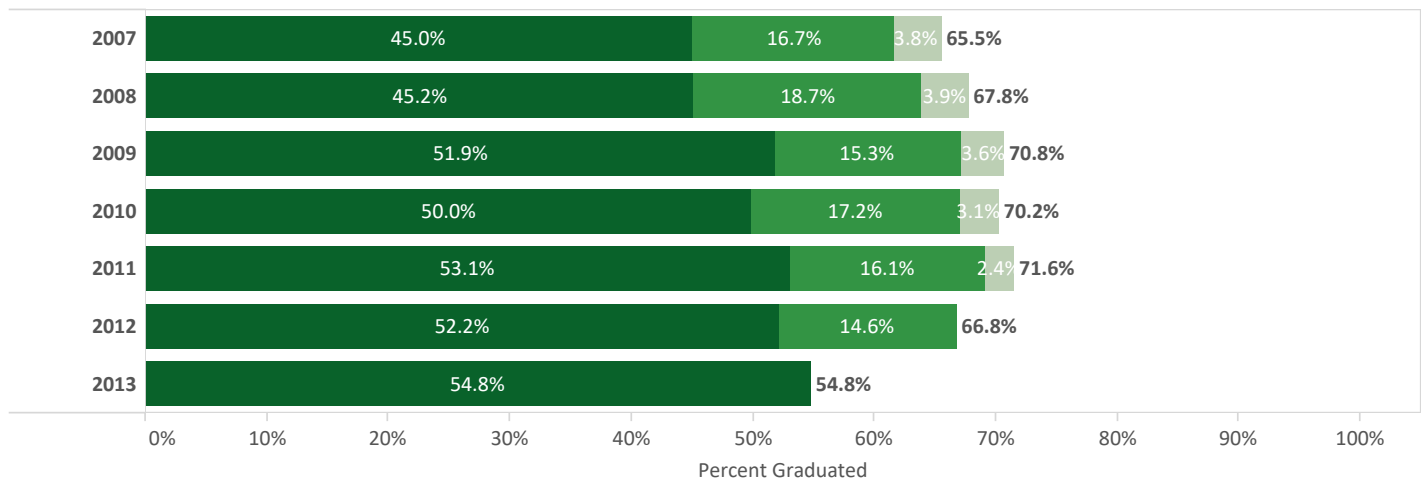
**Retention and Graduation for First-time Full-time Freshmen* (FTF)
with First-term Major in CAS
Graduation at Four, Five, and Six Years**



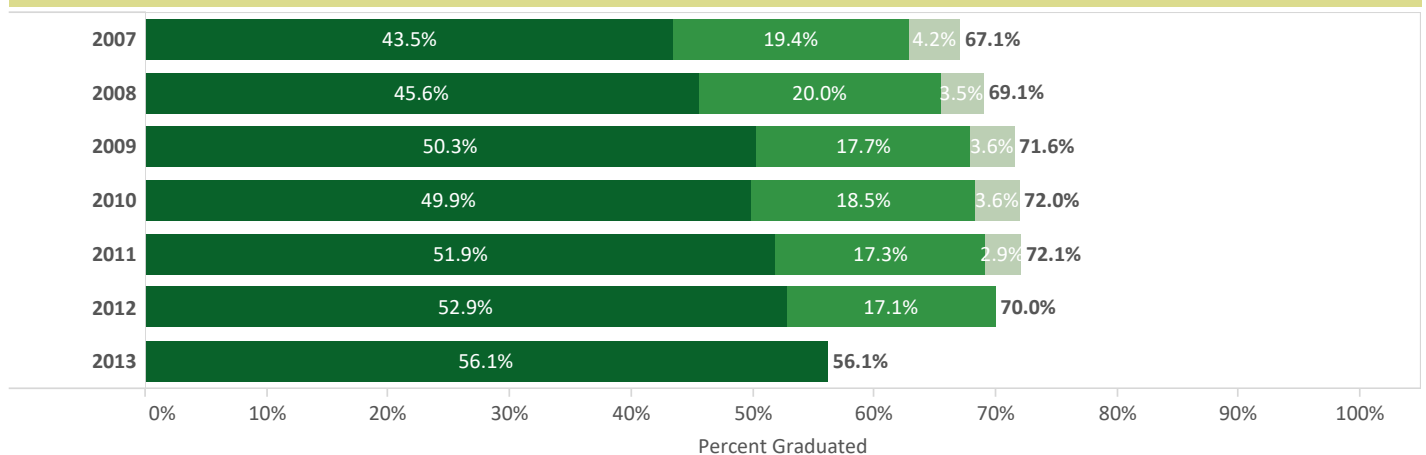
Graduating in CAS



Graduating in Institution



**Graduation in 4, 5, and 6 years for all First-time Full-time Freshmen* (FTF)
Institution Overall**



*Freshmen from high school enrolled in at least 12 credit hours at the end of the 4th week of their first Fall term.
Other than "Institution Overall," all data are based on students with a declared major within CAS in their first term.
Graduating in School/College: students awarded a degree with a major in CAS
Graduating in Institution: students awarded a degree by the university, regardless of major
Reporting may be suppressed for small populations

**Retention and Graduation for First-time Full-time Freshmen* (FTF)
with First-term Major in CAS
Retention & Graduation Outcomes**

Retained/Graduated in CAS

Cohort	N	Return IN 2nd Fall	Return IN 3rd F..	Return IN 4th Fall	Grad IN w/in 4Y	Return IN 5th Fall	Grad IN w/in 5Y	Return IN 6th Fall	Grad IN w/in 6Y	Return IN 7th Fall	Grad IN w/in 7Y	Return IN 8th Fall	Grad IN w/in 8Y
Fall 2007	1,060	74.2%	64.2%	59.8%	40.4%	18.7%	54.1%	4.3%	57.2%	1.4%	58.4%	0.6%	59.1%
Fall 2008	1,277	72.5%	64.5%	60.9%	39.1%	19.0%	54.1%	3.2%	57.8%	1.3%	59.0%	0.7%	59.8%
Fall 2009	1,317	75.9%	65.5%	61.4%	43.9%	16.8%	56.9%	3.9%	60.2%	1.7%	61.7%	0.8%	62.1%
Fall 2010	1,351	74.4%	62.5%	60.2%	41.2%	17.4%	55.1%	3.7%	57.8%	1.9%	59.5%	0.5%	
Fall 2011	1,461	72.8%	63.4%	59.2%	43.1%	16.0%	56.7%	2.6%	58.8%	1.2%			
Fall 2012	1,421	72.7%	61.7%	58.3%	42.2%	14.4%	53.9%	2.7%					
Fall 2013	1,459	75.9%	67.6%	62.1%	46.8%	16.0%							
Fall 2014	1,489	75.6%	66.0%	58.3%									
Fall 2015	1,695	74.2%	64.6%										
Fall 2016	1,582	74.4%											

Retained/Graduated in Institution

Cohort	N	Return 2nd Fall	Return 3rd Fall	Return 4th Fall	Grad w/in 4Y	Return 5th Fall	Grad w/in 5Y	Return 6th Fall	Grad w/in 6Y	Return 7th Fall	Grad w/in 7Y	Return 8th Fall	Grad w/in 8Y
Fall 2007	1,060	81.5%	73.3%	68.2%	45.0%	22.3%	61.7%	4.8%	65.5%	1.5%	66.9%	0.6%	67.5%
Fall 2008	1,277	82.8%	74.5%	70.6%	45.2%	22.9%	63.9%	3.6%	67.8%	1.6%	69.3%	0.8%	70.2%
Fall 2009	1,317	84.4%	76.8%	72.1%	51.9%	19.5%	67.2%	4.2%	70.8%	2.0%	72.5%	0.9%	73.0%
Fall 2010	1,351	85.3%	77.1%	72.0%	50.0%	21.0%	67.1%	4.2%	70.2%	1.9%	72.2%	0.5%	
Fall 2011	1,461	86.2%	78.9%	72.8%	53.1%	19.2%	69.2%	3.0%	71.6%	1.3%			
Fall 2012	1,421	85.3%	76.1%	71.6%	52.2%	17.3%	66.8%	3.2%					
Fall 2013	1,459	86.4%	78.4%	73.0%	54.8%	18.5%							
Fall 2014	1,489	86.6%	78.8%	71.6%									
Fall 2015	1,695	84.7%	77.0%										
Fall 2016	1,582	85.5%											

Retention and Graduation for all First-time Full-time Freshmen* (FTF)

Institution Overall

Cohort	N	Return 2nd Fall	Return 3rd Fall	Return 4th Fall	Grad w/in 4Y	Return 5th Fall	Grad w/in 5Y	Return 6th Fall	Grad w/in 6Y	Return 7th Fall	Grad w/in 7Y	Return 8th Fall	Grad w/in 8Y
Fall 2007	3,322	83.1%	74.6%	70.9%	43.5%	25.0%	62.9%	4.5%	67.1%	1.8%	68.8%	0.9%	69.5%
Fall 2008	4,137	83.6%	76.1%	72.8%	45.6%	23.7%	65.6%	3.9%	69.1%	1.3%	70.3%	0.7%	71.0%
Fall 2009	3,724	86.0%	78.3%	74.2%	50.3%	21.9%	68.0%	3.9%	71.6%	1.6%	72.8%	0.8%	73.2%
Fall 2010	3,845	86.4%	77.9%	74.8%	49.9%	22.6%	68.4%	4.6%	72.0%	1.5%	73.4%	0.6%	
Fall 2011	4,021	85.0%	78.2%	73.1%	51.9%	21.0%	69.2%	3.3%	72.1%	1.1%			
Fall 2012	3,943	86.8%	78.8%	75.0%	52.9%	19.9%	70.0%	3.3%					
Fall 2013	3,913	87.2%	80.4%	75.1%	56.1%	18.1%							
Fall 2014	3,895	87.5%	80.4%	75.1%									
Fall 2015	4,047	86.9%	79.7%										
Fall 2016	3,942	86.1%											

*Freshmen from high school enrolled in at least 12 credit hours at the end of the 4th week of their first Fall term.
Other than "Institution Overall," all data are based on students with a declared major within CAS in their first term.
Graduating in School/College: students awarded a degree *with a major in CAS*
Graduating in Institution: students awarded a degree by the university, *regardless of major*
Reporting may be suppressed for small populations