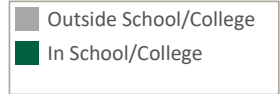


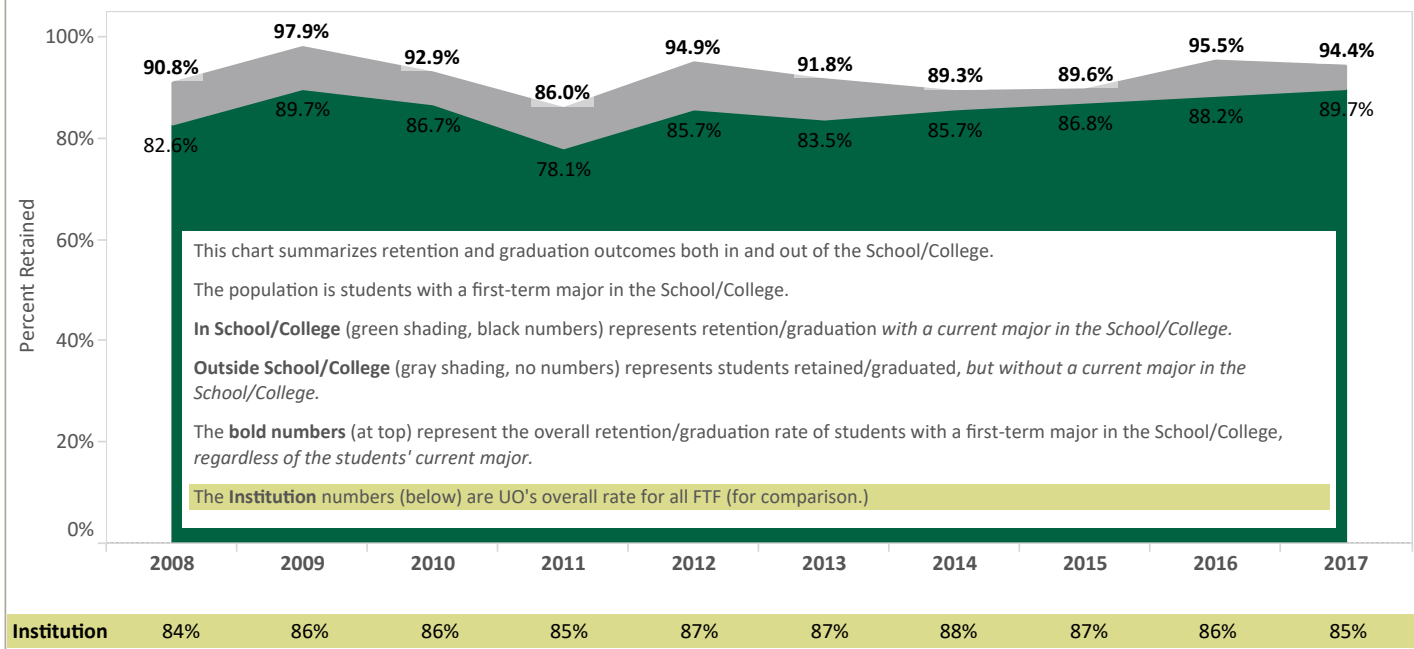
# Retention and Graduation for First-time Full-time Freshmen\* (FTF) by School/College

## HOW TO READ & INTERPRET THIS REPORT



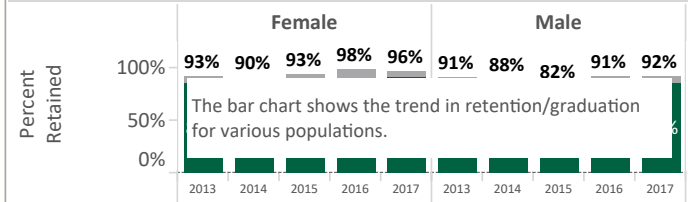
**New FTF in** This table summarizes how many of the students in the first-time, full-time freshman cohort had a declared major in the selected School/College in the term in which they matriculated

### Retention/Graduation in/out of School/College



Each box provides retention/graduation for various populations, including gender, race/ethnicity (grouped), residency, Pell eligible and first generation status.

### Cohorts Entering Fall to Fall by Characteristic Retention/Graduation in/out of School/College



### Retention/Graduation (all cohorts pooled)

This table reports the pooled retention or graduation rate for:  
 - students with a first-term major in the School/College, retained or graduated with a current major **In School/College**  
 - students with a first-term major in the School/College, retained or graduated **In University** regardless of current major  
 - the retention/graduation rate for the **Institution Overall** (for comparison)

### Percent of FTF by Characteristic (all cohorts pooled) School/College and UO Overall

This table provides information on how the population is represented among  
 - FTF **In School/College** and  
 - FTF in the **Institution Overall** (for comparison)

### Questions to Ask

- is there a trend in the retention/graduation rate for each population?
- does the trend differ for the two populations?
- do outcomes for the entering cohort of the School/College differ from institutional outcomes overall?
- do the demographics of the entering cohort of the School/College differ substantially from the cohort overall?

### Cohorts Entering Fall to Fall retained/graduated but no longer in School/College

This table provides information on the disposition of students who remain at the university but are no longer in the School/College.

### Definitions

**First-time Full-time Freshmen (FTF)** freshmen from high school enrolled in at least 12 credit hours at the end of the 4th week of their first Fall term. **Other than "Institution Overall," all data are based on students with a declared major within the School/College in their first term.**

**Retention** students enrolled as of first day of Fall term, as measured at fourth-week census.

**Graduation** students awarded a degree before or during summer term of the specified year.

**Gender and Residency** as reported in first enrolled term on census date.

**Students of Color** includes Asian, Black/African American, Hispanic/Latino, Native American/Alaska Native, Native Hawaiian/Pacific Islander, and Two or More Races. As reported in first enrolled term on census date; however, students enrolling prior to federal changes in race/ethnicity reporting (Fall 2010) have been mapped to new categories.

**Pell Eligible** students offered Pell Grant in first year.

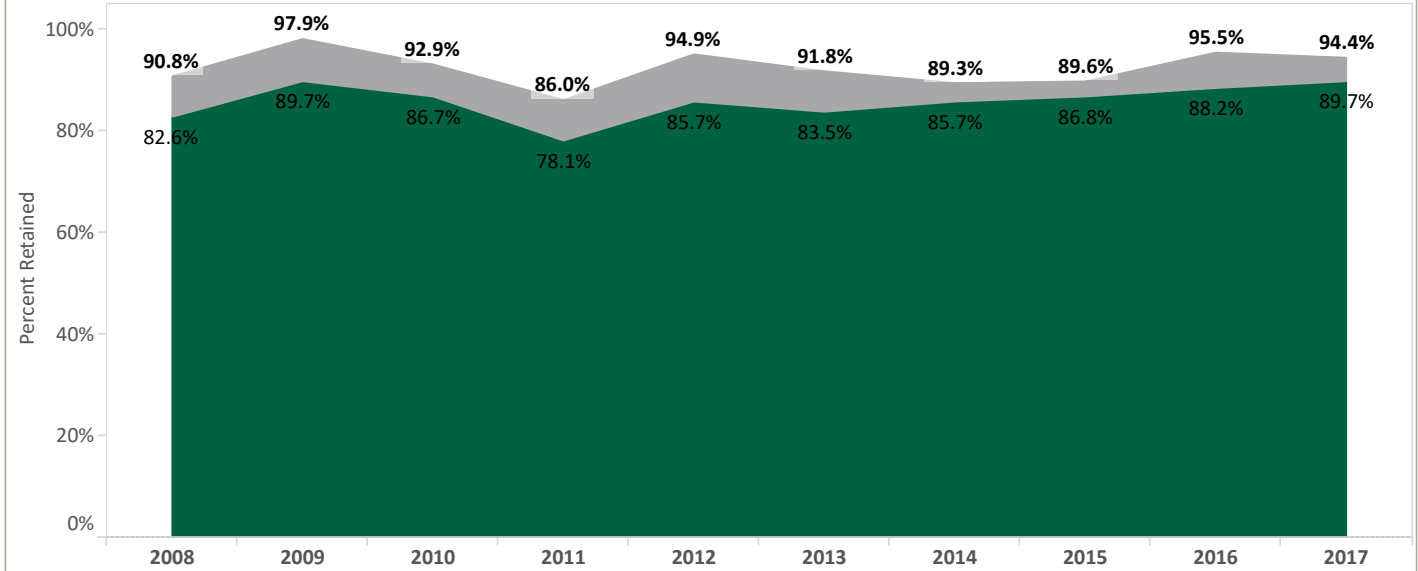
**First Generation Status** students self-reporting as parents' highest level of education being less than a bachelor's degree. *Data collection began Fall 2009.*

**Retention and Graduation for First-time Full-time Freshmen\* (FTF)  
with First-term Major in College of Design  
Retention to Second Year**

Outside School/College
In School/College

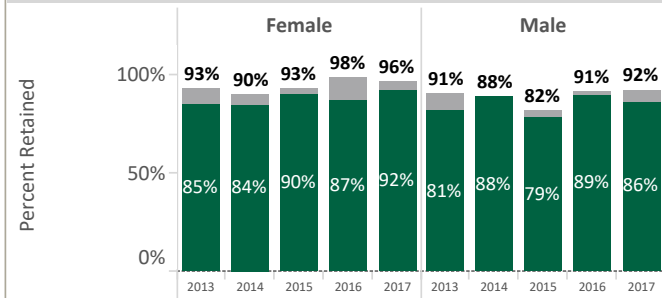
New FTF in DSGN	2008	2009	2010	2011	2012	2013	2014	2015	2016	2017
	109	97	98	114	98	97	112	106	110	126

**Retained to Year 2  
in/out of College of Design**



Institution	84%	86%	86%	85%	87%	87%	88%	87%	86%	85%
-------------	-----	-----	-----	-----	-----	-----	-----	-----	-----	-----

**Cohorts Entering Fall 2013 to 2017 by Gender  
Retention to Year 2 in/out of College of Design**



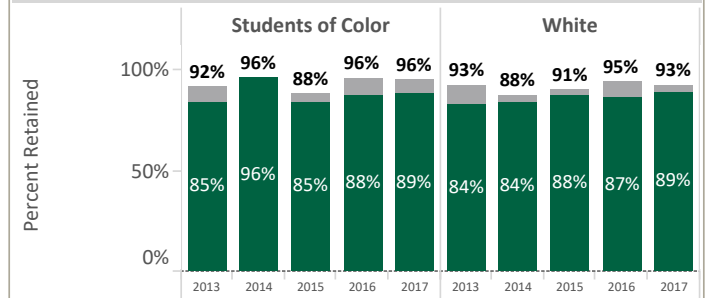
**Retention to Year 2 (all cohorts pooled)**

	Female	Male
In School/College	88%	85%
In University	94%	89%
<b>Institution Overall</b>	<b>87%</b>	<b>86%</b>

**Percent of FTF by Gender (all cohorts pooled)  
College of Design and UO Overall**

	Female	Male
In School/College	61%	39%
<b>Institution Overall</b>	<b>56%</b>	<b>44%</b>

**Cohorts Entering Fall 2013 to 2017 by Students of Color  
Retention to Year 2 in/out of College of Design**



**Retention to Year 2 (all cohorts pooled)**

	Students of Color	White	Nonresident Alien	Unknown
In School/College	89%	86%	88%	78%
In University	94%	92%	88%	89%
<b>Institution Overall</b>	<b>84%</b>	<b>87%</b>	<b>91%</b>	<b>86%</b>

**Percent of FTF by Students of Color (all cohorts pooled)  
College of Design and UO Overall**

	Students of Color	White	Nonresident Alien	Unknown
In School/College	27%	67%	4%	2%
<b>Institution Overall</b>	<b>29%</b>	<b>61%</b>	<b>9%</b>	<b>1%</b>

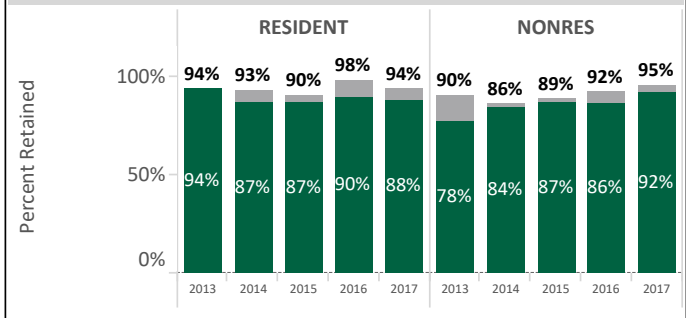
\*Freshmen from high school enrolled in at least 12 credit hours at the end of the 4th week of their first Fall term.

Other than "Institution Overall," all data are based on students with a declared major within College of Design in their first term.  
**Additional information provided on next page**

**Retention and Graduation for First-time Full-time Freshmen\* (FTF)  
with First-term Major in College of Design  
Retention to Second Year**



**Cohorts Entering Fall 2013 to 2017 by Residency  
Retention to Year 2 in/out of College of Design**



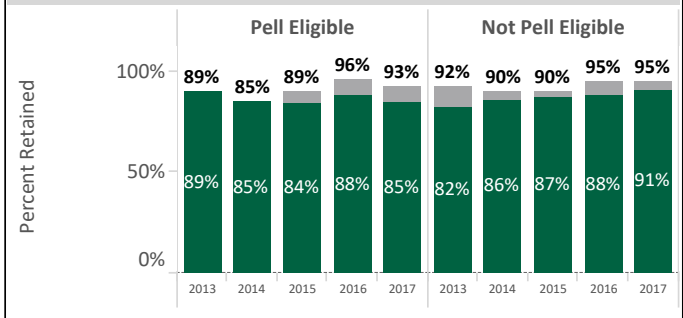
**Retention to Year 2 (all cohorts pooled)**

	RESIDENT	NONRES
In School/College	89%	85%
In University	94%	91%
<b>Institution Overall</b>	<b>87%</b>	<b>86%</b>

**Percent of FTF by Residency (all cohorts pooled)  
College of Design and UO Overall**

	RESIDENT	NONRES
In School/College	48%	52%
<b>Institution Overall</b>	<b>49%</b>	<b>51%</b>

**Cohorts Entering Fall 2013 to 2017 by Pell Status  
Retention to Year 2 in/out of College of Design**



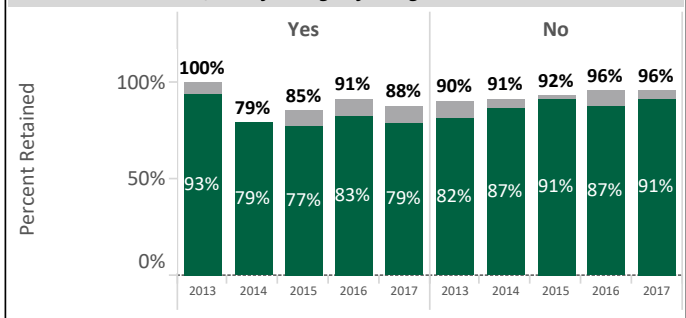
**Retention to Year 2 (all cohorts pooled)**

	Pell Eligible	Not Pell Eligible
In School/College	86%	87%
In University	91%	93%
<b>Institution Overall</b>	<b>83%</b>	<b>88%</b>

**Percent of FTF by Pell Status (all cohorts pooled)  
College of Design and UO Overall**

	Pell Eligible	Not Pell Eligible
In School/College	20%	80%
<b>Institution Overall</b>	<b>25%</b>	<b>75%</b>

**Cohorts Entering Fall 2013 to 2017 by First Generation Status  
Retention to Year 2 in/out of College of Design**



**Retention to Year 2 (all cohorts pooled)**

	Yes	No	Unknown
In School/College	82%	88%	88%
In University	89%	93%	92%
<b>Institution Overall</b>	<b>81%</b>	<b>88%</b>	<b>88%</b>

**Percent of FTF by First Generation Status (all cohorts pooled)  
College of Design and UO Overall**

	Yes	No	Unknown
In School/College	16%	73%	11%
<b>Institution Overall</b>	<b>24%</b>	<b>60%</b>	<b>16%</b>

**Cohorts Entering Fall 2013 to 2017  
retained to year 2 but no longer in College of Design**

N	29
Pct of Total	5%

**In what School/College(s) were students majoring at start of year 2?**

CAS Humanities major	6.9%
CAS Natural Sciences major	17.2%
CAS Social Sciences major	24.1%
<b>CAS major TOTAL</b>	<b>44.8%</b>
DSGN major	0.0%
Education major	6.9%
Journalism major	27.6%
LCB major	3.4%
Music & Dance major	0.0%
Undeclared major	20.7%

- May total to more than 100% since students may declare multiple majors.  
- Student may have had major in prior term(s).  
- "Undeclared major" includes the newly designated major "Exploring"

\*Freshmen from high school enrolled in at least 12 credit hours at the end of the 4th week of their first Fall term.  
Other than "Institution Overall," all data are based on students with a declared major within College of Design in their first term.  
Retention in School/College: students enrolled on day 1 of the second fall with a declared major in College of Design  
Retention outside School/College: students enrolled on day 1 of the second fall but without a declared major in College of Design  
Retention in University: students enrolled on day 1 of the second fall, regardless of declared major  
Reporting may be suppressed for small populations

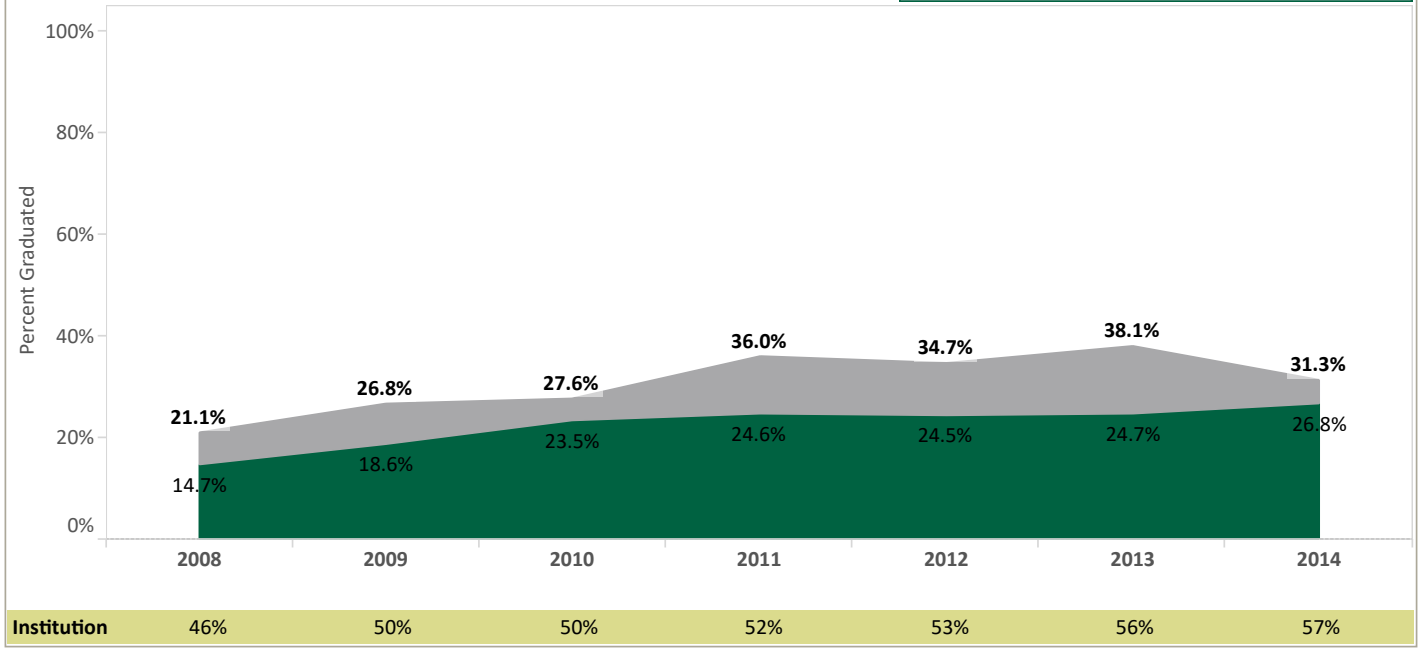
**Retention and Graduation for First-time Full-time Freshmen\* (FTF)  
with First-term Major in College of Design  
Graduation within Four Years**

Outside School/College
In School/College

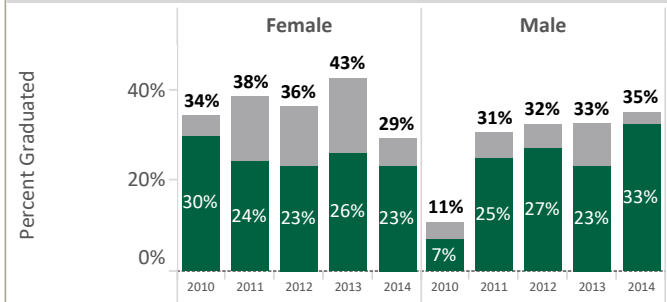
	2008	2009	2010	2011	2012	2013	2014
New FTF in DSGN	109	97	98	114	98	97	112

**Graduated within 4 Years  
in/out of College of Design**

Note that ~40% of degrees awarded by DSGN are intended to be 5-year degrees, requiring >200 credits



**Cohorts Entering Fall 2010 to 2014 by Gender  
Graduated within 4 Years in/out of College of Design**



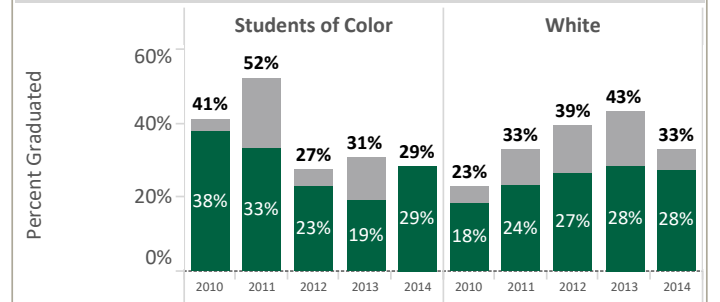
**Graduated within 4 Years (all cohorts pooled)**

	Female	Male
In School/College	25%	24%
In University	36%	29%
<b>Institution Overall</b>	<b>59%</b>	<b>47%</b>

**Percent of FTF by Gender (all cohorts pooled)  
College of Design and UO Overall**

	Female	Male
In School/College	64%	36%
<b>Institution Overall</b>	<b>55%</b>	<b>45%</b>

**Cohorts Entering Fall 2010 to 2014 by Students of Color  
Graduated within 4 Years in/out of College of Design**



**Graduated within 4 Years (all cohorts pooled)**

	Students of Color	White	Nonresident Alien	Unknown
In School/College	29%	25%	9%	
In University	36%	34%	13%	20%
<b>Institution Overall</b>	<b>51%</b>	<b>56%</b>	<b>43%</b>	<b>47%</b>

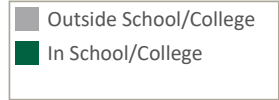
**Percent of FTF by Students of Color (all cohorts pooled)  
College of Design and UO Overall**

	Students of Color	White	Nonresident Alien	Unknown
In School/College	24%	70%	4%	1%
<b>Institution Overall</b>	<b>25%</b>	<b>66%</b>	<b>9%</b>	<b>1%</b>

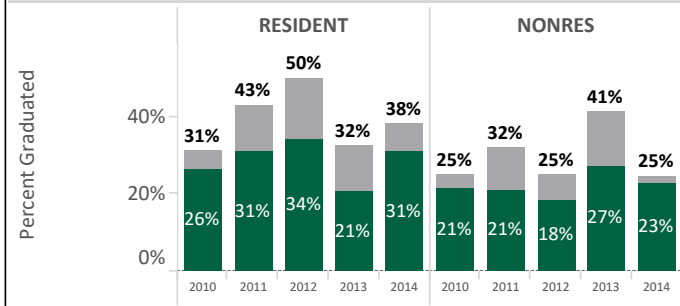
\*Freshmen from high school enrolled in at least 12 credit hours at the end of the 4th week of their first Fall term.

Other than "Institution Overall," all data are based on students with a declared major within College of Design in their first term.

**Retention and Graduation for First-time Full-time Freshmen\* (FTF)  
with First-term Major in College of Design  
Graduation within Four Years**



**Cohorts Entering Fall 2010 to 2014 by Residency  
Graduated within 4 Years in/out of College of Design**



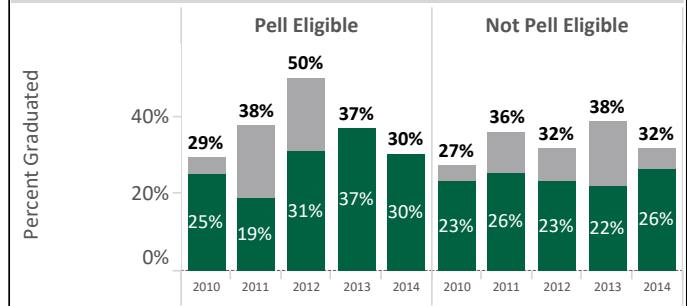
**Graduated within 4 Years (all cohorts pooled)**

	RESIDENT	NONRES
In School/College	29%	22%
In University	39%	30%
<b>Institution Overall</b>	<b>53%</b>	<b>55%</b>

**Percent of FTF by Residency (all cohorts pooled)  
College of Design and UO Overall**

	RESIDENT	NONRES
In School/College	41%	59%
<b>Institution Overall</b>	<b>51%</b>	<b>49%</b>

**Cohorts Entering Fall 2010 to 2014 by Pell Status  
Graduated within 4 Years in/out of College of Design**



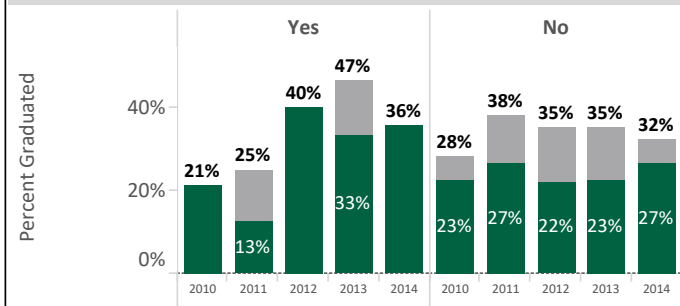
**Graduated within 4 Years (all cohorts pooled)**

	Pell Eligible	Not Pell Eligible
In School/College	28%	24%
In University	36%	33%
<b>Institution Overall</b>	<b>47%</b>	<b>56%</b>

**Percent of FTF by Pell Status (all cohorts pooled)  
College of Design and UO Overall**

	Pell Eligible	Not Pell Eligible
In School/College	18%	82%
<b>Institution Overall</b>	<b>24%</b>	<b>76%</b>

**Cohorts Entering Fall 2010 to 2014 by First Generation Status  
Graduated within 4 Years in/out of College of Design**



**Graduated within 4 Years (all cohorts pooled)**

	Yes	No	Unknown
In School/College	28%	24%	25%
In University	33%	34%	31%
<b>Institution Overall</b>	<b>47%</b>	<b>58%</b>	<b>45%</b>

**Percent of FTF by First Generation Status (all cohorts pooled)  
College of Design and UO Overall**

	Yes	No	Unknown
In School/College	13%	77%	10%
<b>Institution Overall</b>	<b>24%</b>	<b>62%</b>	<b>15%</b>

**Cohorts Entering Fall 2010 to 2014  
Graduated within 4 Years but not in College of Design**

N	45
Pct of Total	9%

**In what School/College(s) did students graduate?**

CAS Humanities graduate	15.6%
CAS Natural Sciences graduate	11.1%
CAS Social Sciences graduate	33.3%
<b>CAS graduate TOTAL</b>	<b>53.3%</b>
DSGN graduate	0.0%
Education graduate	6.7%
Journalism graduate	28.9%
LCB graduate	8.9%
Music & Dance graduate	2.2%

- May total to more than 100% since students may declare multiple majors.  
- Student may have had major in prior term(s).

\*Freshmen from high school enrolled in at least 12 credit hours at the end of the 4th week of their first Fall term. Other than "Institution Overall," all data are based on students with a declared major within College of Design in their first term. Students must earn the degree within four calendar years of matriculating, i.e. by the end of the fourth summer Graduation in School/College: students awarded a degree with a major in College of Design Graduation outside School/College: students awarded a degree without a major in College of Design Graduation in Institution: students awarded a degree by the university, regardless of major Reporting may be suppressed for small populations

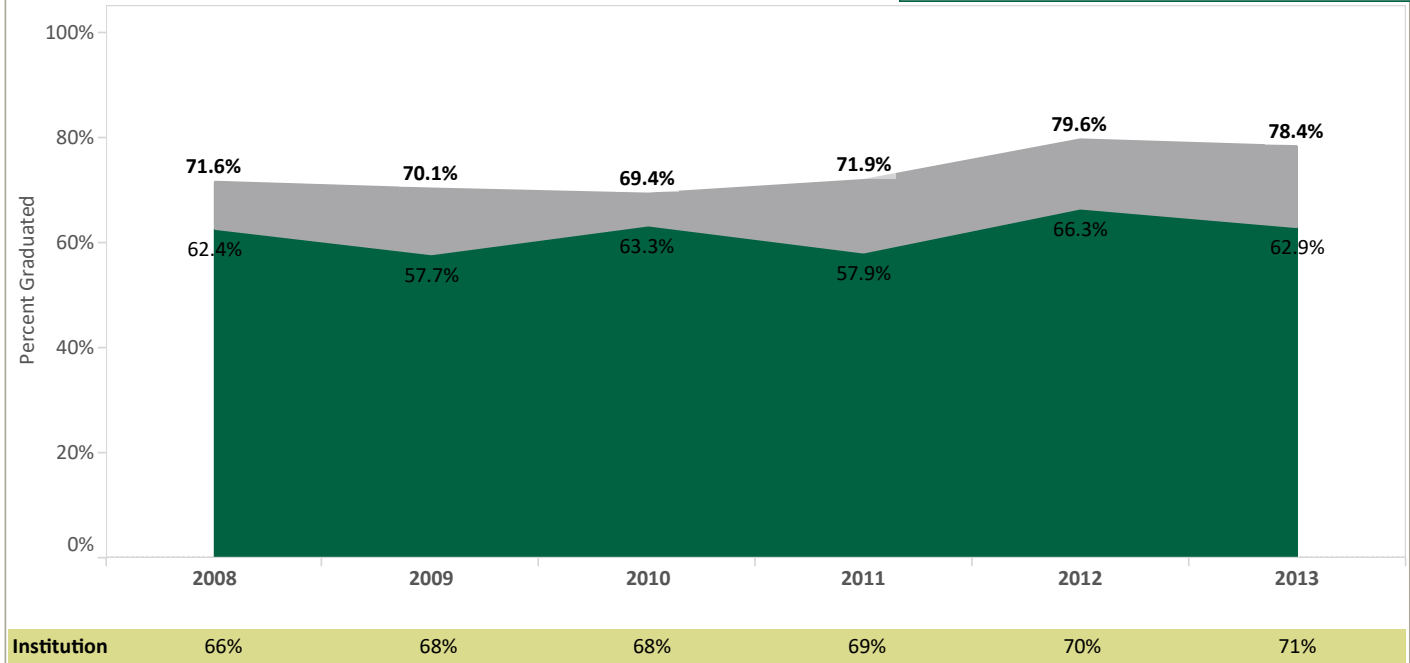
*Note that ~40% of degrees awarded by DSGN are intended to be 5-year degrees, requiring >200 credits*

**Retention and Graduation for First-time Full-time Freshmen\* (FTF)  
with First-term Major in College of Design  
Graduation within Five Years**

Outside School/College
In School/College

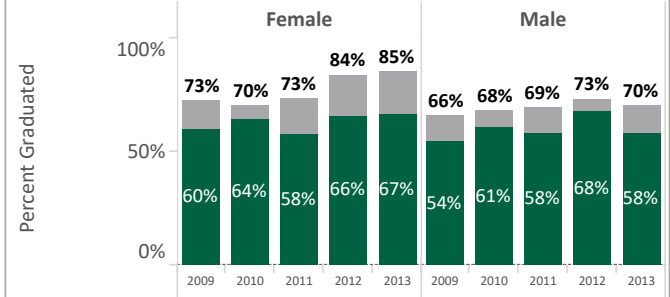
	2008	2009	2010	2011	2012	2013
New FTF in DSGN	109	97	98	114	98	97

Graduated within 5 Years in/out of College of Design Note that ~40% of degrees awarded by DSGN are intended to be 5-year degrees, requiring >200 credits



**Institution** 66% 68% 68% 69% 70% 71%

**Cohorts Entering Fall 2009 to 2013 by Gender  
Graduated within 5 Years in/out of College of Design**



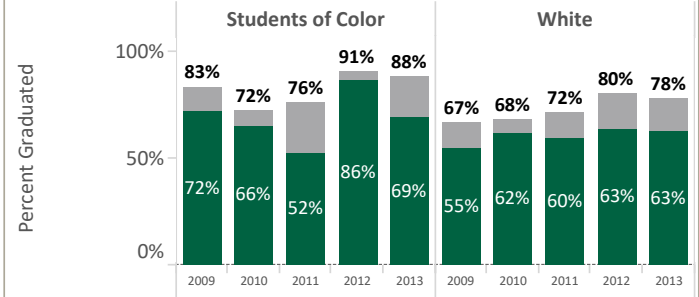
**Graduated within 5 Years (all cohorts pooled)**

	Female	Male
In School/College	62%	60%
In University	76%	69%
<b>Institution Overall</b>	<b>72%</b>	<b>66%</b>

**Percent of FTF by Gender (all cohorts pooled)  
College of Design and UO Overall**

	Female	Male
In School/College	64%	36%
<b>Institution Overall</b>	<b>55%</b>	<b>45%</b>

**Cohorts Entering Fall 2009 to 2013 by Students of Color  
Graduated within 5 Years in/out of College of Design**



**Graduated within 5 Years (all cohorts pooled)**

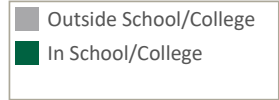
	Students of Color	White	Nonresident Alien	Unknown
In School/College	69%	61%	40%	33%
In University	82%	73%	50%	33%
<b>Institution Overall</b>	<b>67%</b>	<b>70%</b>	<b>68%</b>	<b>67%</b>

**Percent of FTF by Students of Color (all cohorts pooled)  
College of Design and UO Overall**

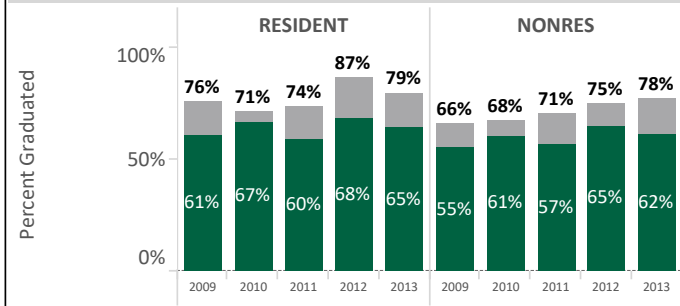
	Students of Color	White	Nonresident Alien	Unknown
In School/College	23%	72%	4%	1%
<b>Institution Overall</b>	<b>23%</b>	<b>69%</b>	<b>7%</b>	<b>1%</b>

\*Freshmen from high school enrolled in at least 12 credit hours at the end of the 4th week of their first Fall term.  
Other than "Institution Overall," all data are based on students with a declared major within College of Design in their first term. Office of Institutional Research  
1/17/2019  
**Additional information provided on next page**

**Retention and Graduation for First-time Full-time Freshmen\* (FTF)  
with First-term Major in College of Design  
Graduation within Five Years**



**Cohorts Entering Fall 2009 to 2013 by Residency  
Graduated within 5 Years in/out of College of Design**



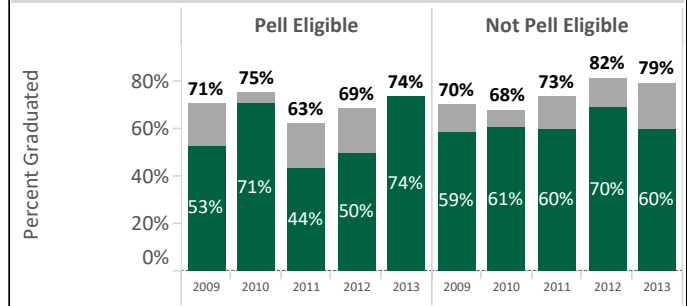
**Graduated within 5 Years (all cohorts pooled)**

	RESIDENT	NONRES
In School/College	64%	60%
In University	77%	72%
<b>Institution Overall</b>	<b>68%</b>	<b>71%</b>

**Percent of FTF by Residency (all cohorts pooled)  
College of Design and UO Overall**

	RESIDENT	NONRES
In School/College	39%	61%
<b>Institution Overall</b>	<b>52%</b>	<b>48%</b>

**Cohorts Entering Fall 2009 to 2013 by Pell Status  
Graduated within 5 Years in/out of College of Design**



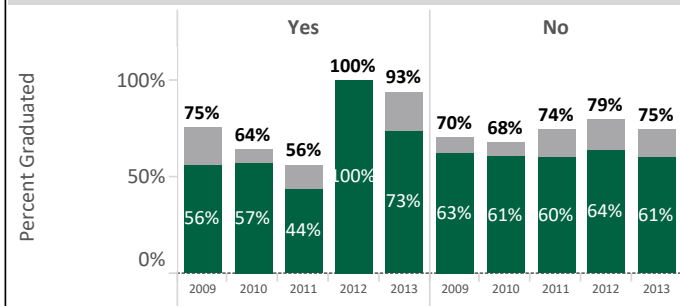
**Graduated within 5 Years (all cohorts pooled)**

	Pell Eligible	Not Pell Eligible
In School/College	60%	62%
In University	71%	75%
<b>Institution Overall</b>	<b>63%</b>	<b>71%</b>

**Percent of FTF by Pell Status (all cohorts pooled)  
College of Design and UO Overall**

	Pell Eligible	Not Pell Eligible
In School/College	18%	82%
<b>Institution Overall</b>	<b>23%</b>	<b>77%</b>

**Cohorts Entering Fall 2009 to 2013 by First Generation Status  
Graduated within 5 Years in/out of College of Design**



**Graduated within 5 Years (all cohorts pooled)**

	Yes	No	Unknown
In School/College	63%	61%	60%
In University	76%	73%	73%
<b>Institution Overall</b>	<b>62%</b>	<b>73%</b>	<b>66%</b>

**Percent of FTF by First Generation Status (all cohorts pooled)  
College of Design and UO Overall**

	Yes	No	Unknown
In School/College	14%	74%	12%
<b>Institution Overall</b>	<b>24%</b>	<b>61%</b>	<b>15%</b>

**Cohorts Entering Fall 2009 to 2013  
Graduated within 5 Years but not in College of Design**

N	62
Pct of Total	12%

**In what School/College(s) did students graduate?**

CAS Humanities graduate	19.4%
CAS Natural Sciences graduate	12.9%
CAS Social Sciences graduate	30.6%
<b>CAS graduate TOTAL</b>	<b>54.8%</b>
DSGN graduate	0.0%
Education graduate	4.8%
Journalism graduate	27.4%
LCB graduate	11.3%
Music & Dance graduate	1.6%

- May total to more than 100% since students may declare multiple majors.  
- Student may have had major in prior term(s).

\*Freshmen from high school enrolled in at least 12 credit hours at the end of the 4th week of their first Fall term.  
Other than "Institution Overall," all data are based on students with a declared major within College of Design in their first term.  
Students must earn the degree within five calendar years of matriculating, i.e. by the end of the fifth summer  
Graduation in School/College: students awarded a degree with a major in College of Design  
Graduation outside School/College: students awarded a degree without a major in College of Design  
Graduation in Institution: students awarded a degree by the university, regardless of major  
Reporting may be suppressed for small populations

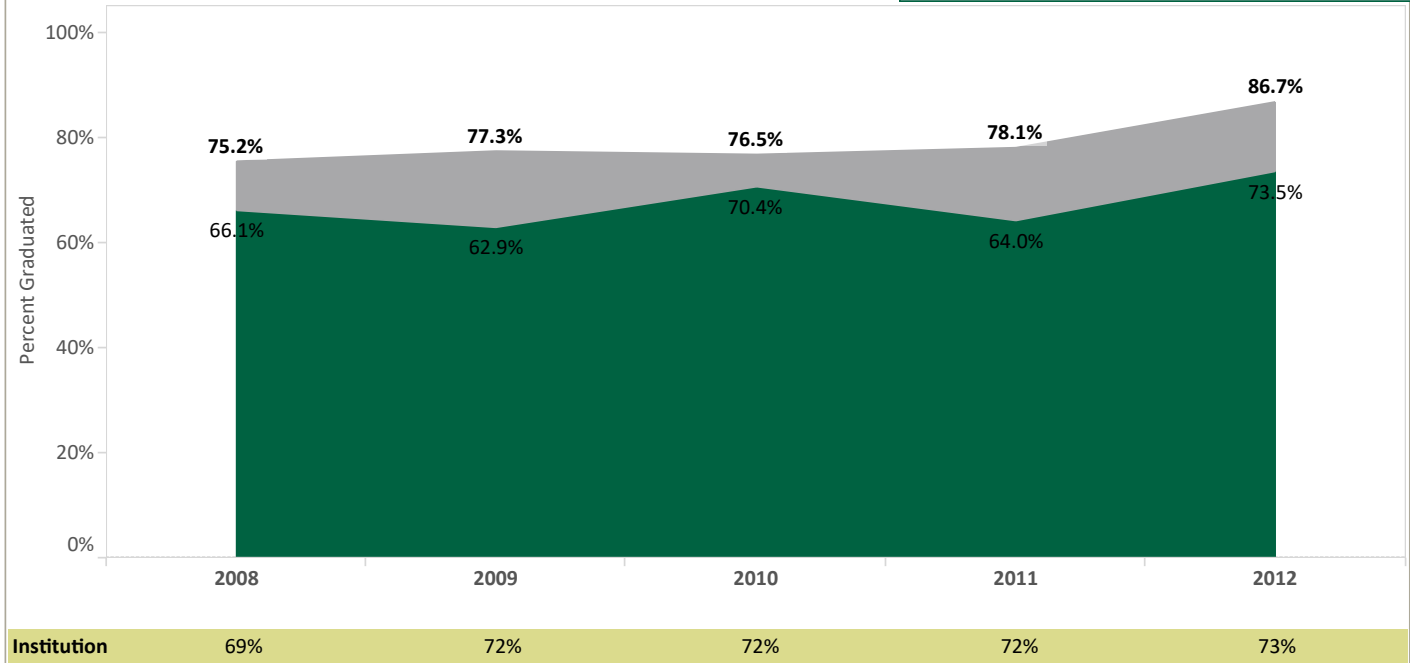
*Note that ~40% of degrees awarded by DSGN are intended to be 5-year degrees, requiring >200 credits*

**Retention and Graduation for First-time Full-time Freshmen\* (FTF)  
with First-term Major in College of Design  
Graduation within Six Years**

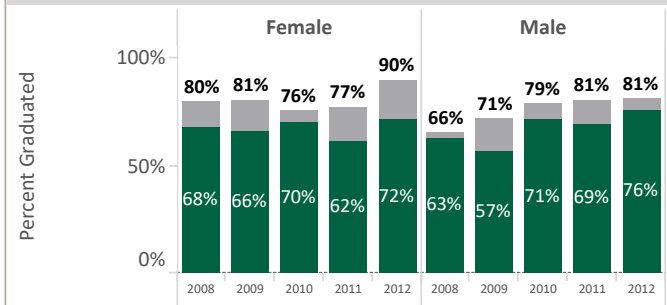
Outside School/College
In School/College

	<b>2008</b>	<b>2009</b>	<b>2010</b>	<b>2011</b>	<b>2012</b>
<b>New FTF in DSGN</b>	109	97	98	114	98

**Graduated within 6 Years in/out of College of Design** Note that ~40% of degrees awarded by DSGN are intended to be 5-year degrees, requiring >200 credits



**Cohorts Entering Fall 2008 to 2012 by Gender  
Graduated within 6 Years in/out of College of Design**



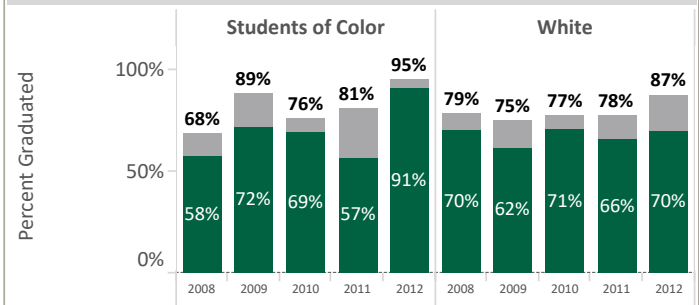
**Graduated within 6 Years (all cohorts pooled)**

	Female	Male
In School/College	67%	67%
In University	80%	75%
<b>Institution Overall</b>	<b>73%</b>	<b>69%</b>

**Percent of FTF by Gender (all cohorts pooled)  
College of Design and UO Overall**

	Female	Male
In School/College	67%	33%
<b>Institution Overall</b>	<b>54%</b>	<b>46%</b>

**Cohorts Entering Fall 2008 to 2012 by Students of Color  
Graduated within 6 Years in/out of College of Design**



**Graduated within 6 Years (all cohorts pooled)**

	Students of Color	White	Nonresident Alien	Unknown
In School/College	70%	68%	42%	67%
In University	82%	79%	58%	67%
<b>Institution Overall</b>	<b>70%</b>	<b>72%</b>	<b>70%</b>	<b>71%</b>

**Percent of FTF by Students of Color (all cohorts pooled)  
College of Design and UO Overall**

	Students of Color	White	Nonresident Alien	Unknown
In School/College	21%	74%	4%	1%
<b>Institution Overall</b>	<b>21%</b>	<b>72%</b>	<b>6%</b>	<b>2%</b>

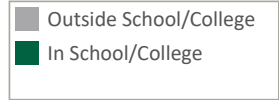
\*Freshmen from high school enrolled in at least 12 credit hours at the end of the 4th week of their first Fall term.

Other than "Institution Overall," all data are based on students with a declared major within College of Design in their first term.

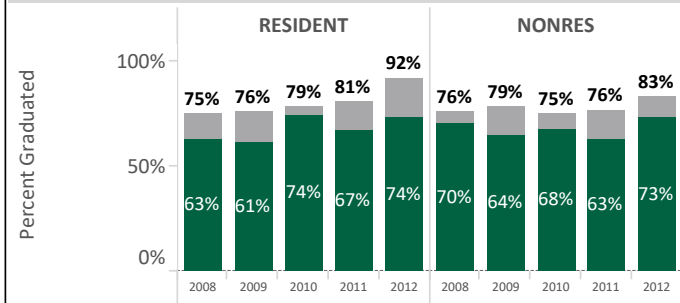
**Additional information provided on next page**



**Retention and Graduation for First-time Full-time Freshmen\* (FTF)  
with First-term Major in College of Design  
Graduation within Six Years**



**Cohorts Entering Fall 2008 to 2012 by Residency  
Graduated within 6 Years in/out of College of Design**



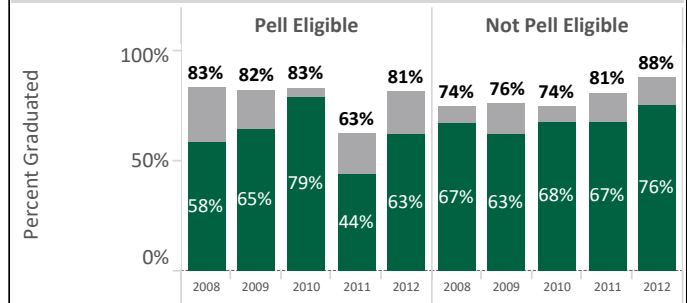
**Graduated within 6 Years (all cohorts pooled)**

	RESIDENT	NONRES
In School/College	67%	67%
In University	80%	78%
<b>Institution Overall</b>	<b>71%</b>	<b>73%</b>

**Percent of FTF by Residency (all cohorts pooled)  
College of Design and UO Overall**

	RESIDENT	NONRES
In School/College	43%	57%
<b>Institution Overall</b>	<b>54%</b>	<b>46%</b>

**Cohorts Entering Fall 2008 to 2012 by Pell Status  
Graduated within 6 Years in/out of College of Design**



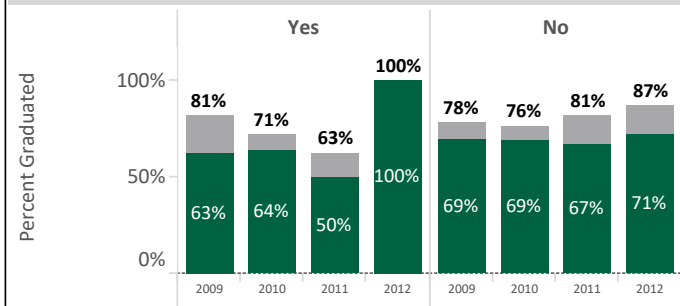
**Graduated within 6 Years (all cohorts pooled)**

	Pell Eligible	Not Pell Eligible
In School/College	64%	68%
In University	79%	79%
<b>Institution Overall</b>	<b>66%</b>	<b>73%</b>

**Percent of FTF by Pell Status (all cohorts pooled)  
College of Design and UO Overall**

	Pell Eligible	Not Pell Eligible
In School/College	16%	84%
<b>Institution Overall</b>	<b>21%</b>	<b>79%</b>

**Cohorts Entering Fall 2008 to 2012 by First Generation Status  
Graduated within 6 Years in/out of College of Design**



**Graduated within 6 Years (all cohorts pooled)**

	Yes	No	Unknown
In School/College	66%	69%	65%
In University	77%	81%	75%
<b>Institution Overall</b>	<b>65%</b>	<b>75%</b>	<b>69%</b>

**Percent of FTF by First Generation Status (all cohorts pooled)  
College of Design and UO Overall**

	Yes	No	Unknown
In School/College	11%	59%	31%
<b>Institution Overall</b>	<b>19%</b>	<b>49%</b>	<b>33%</b>

**Cohorts Entering Fall 2008 to 2012  
Graduated within 6 Years but not in College of Design**

N	59
Pct of Total	11%

**In what School/College(s) did students graduate?**

CAS Humanities graduate	23.7%
CAS Natural Sciences graduate	13.6%
CAS Social Sciences graduate	28.8%
<b>CAS graduate TOTAL</b>	<b>59.3%</b>
DSGN graduate	0.0%
Education graduate	5.1%
Journalism graduate	23.7%
LCB graduate	10.2%
Music & Dance graduate	1.7%

- May total to more than 100% since students may declare multiple majors.  
- Student may have had major in prior term(s).

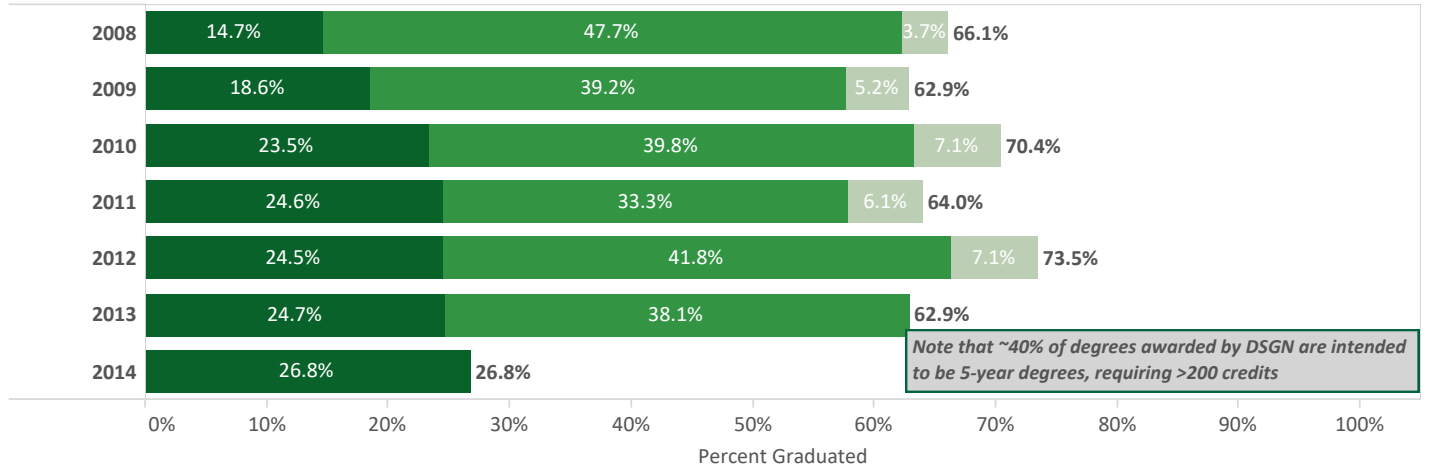
\*Freshmen from high school enrolled in at least 12 credit hours at the end of the 4th week of their first Fall term.  
Other than "Institution Overall," all data are based on students with a declared major within College of Design in their first term.  
Students must earn the degree within six calendar years of matriculating, i.e. by the end of the sixth summer  
Graduation in School/College: students awarded a degree with a major in College of Design  
Graduation outside School/College: students awarded a degree without a major in College of Design  
Graduation in Institution: students awarded a degree by the university, regardless of major  
Reporting may be suppressed for small populations

*Note that ~40% of degrees awarded by DSGN are intended to be 5-year degrees, requiring >200 credits*

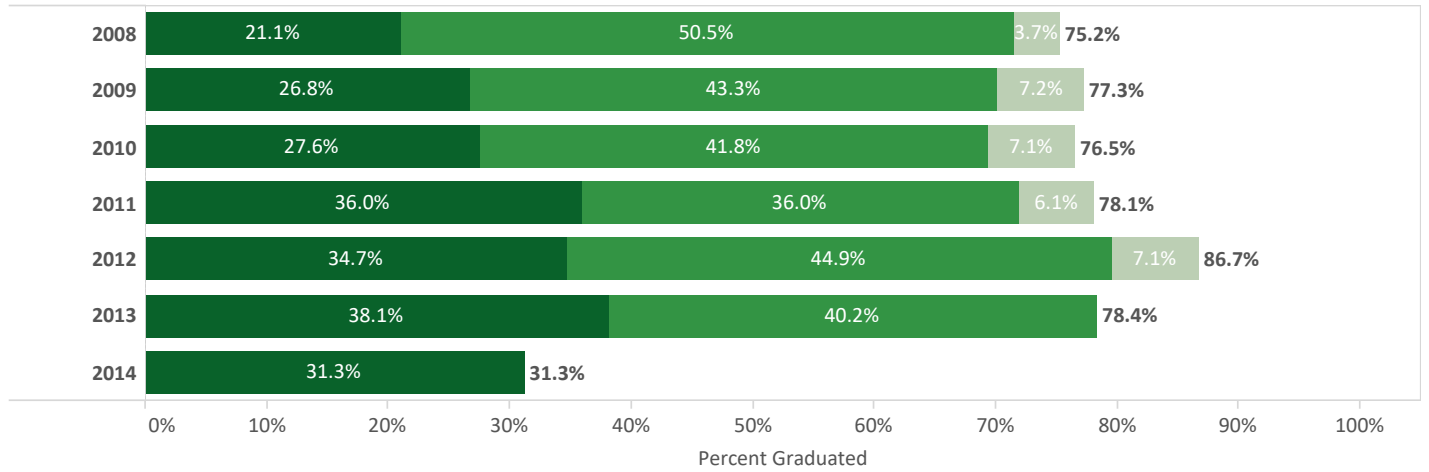
**Retention and Graduation for First-time Full-time Freshmen\* (FTF)  
with First-term Major in College of Design  
Graduation at Four, Five, and Six Years**



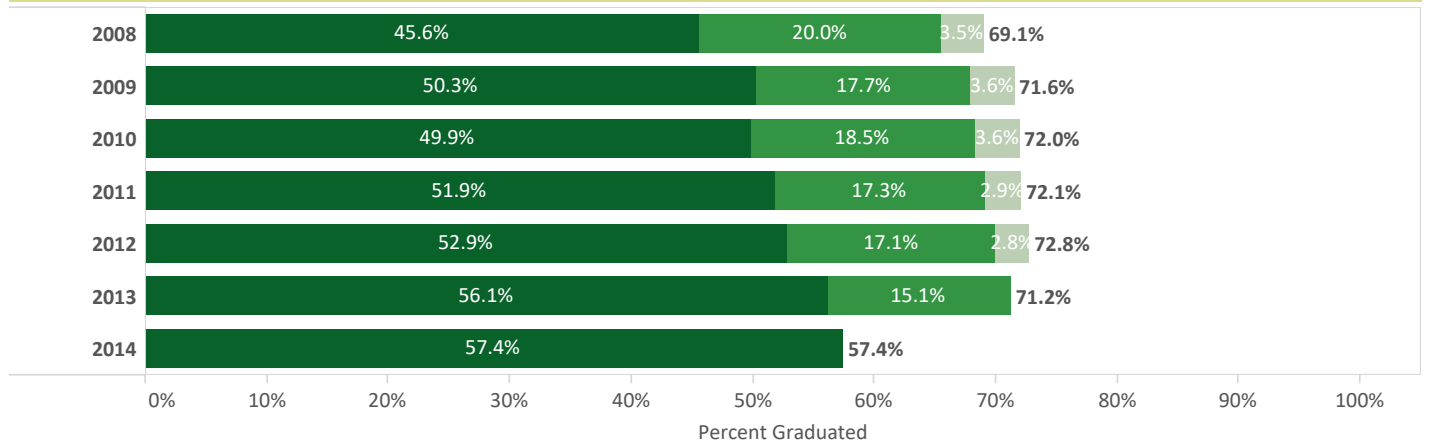
**Graduating in College of Design**



**Graduating in Institution**



**Graduation in 4, 5, and 6 years for all First-time Full-time Freshmen\* (FTF)  
Institution Overall**



\*Freshmen from high school enrolled in at least 12 credit hours at the end of the 4th week of their first Fall term.  
Other than "Institution Overall," all data are based on students with a declared major within College of Design in their first term.  
Graduating in School/College: students awarded a degree with a major in College of Design  
Graduating in Institution: students awarded a degree by the university, regardless of major  
Reporting may be suppressed for small populations

**Retention and Graduation for First-time Full-time Freshmen\* (FTF)  
with First-term Major in College of Design  
Retention & Graduation Outcomes**

*Retained/Graduated in College of Design*

Cohort	N	Return IN 2nd Fall	Return IN 3rd F..	Return IN 4th Fall	Grad IN w/in 4Y	Return IN 5th Fall	Grad IN w/in 5Y	Return IN 6th Fall	Grad IN w/in 6Y	Return IN 7th Fall	Grad IN w/in 7Y	Return IN 8th Fall	Grad IN w/in 8Y
Fall 2008	109	82.6%	74.3%	74.3%	14.7%	58.7%	62.4%	6.4%	66.1%	2.8%	67.9%		68.8%
Fall 2009	97	89.7%	75.3%	71.1%	18.6%	50.5%	57.7%	6.2%	62.9%	2.1%	64.9%	1.0%	64.9%
Fall 2010	98	86.7%	78.6%	72.4%	23.5%	45.9%	63.3%	8.2%	70.4%	2.0%	70.4%	1.0%	71.4%
Fall 2011	114	78.1%	70.2%	63.2%	24.6%	38.6%	57.9%	6.1%	64.0%		64.0%		
Fall 2012	98	85.7%	76.5%	76.5%	24.5%	46.9%	66.3%	5.1%	73.5%				
Fall 2013	97	83.5%	80.4%	72.2%	24.7%	40.2%	62.9%	5.2%					
Fall 2014	112	85.7%	79.5%	74.1%	26.8%	44.6%							
Fall 2015	106	86.8%	73.6%	65.1%									
Fall 2016	110	88.2%	78.2%										
Fall 2017	126	89.7%											

Note that ~40% of degrees awarded by DSGN are intended to be 5-year degrees, requiring >200 credits

*Retained/Graduated in Institution*

Cohort	N	Return 2nd Fall	Return 3rd Fall	Return 4th Fall	Grad w/in 4Y	Return 5th Fall	Grad w/in 5Y	Return 6th Fall	Grad w/in 6Y	Return 7th Fall	Grad w/in 7Y	Return 8th Fall	Grad w/in 8Y
Fall 2008	109	90.8%	81.7%	83.5%	21.1%	61.5%	71.6%	7.3%	75.2%	2.8%	77.1%	0.0%	78.0%
Fall 2009	97	97.9%	87.6%	83.5%	26.8%	54.6%	70.1%	7.2%	77.3%	2.1%	79.4%	1.0%	79.4%
Fall 2010	98	92.9%	83.7%	80.6%	27.6%	48.0%	69.4%	8.2%	76.5%	2.0%	77.6%	1.0%	78.6%
Fall 2011	114	86.0%	80.7%	78.9%	36.0%	42.1%	71.9%	6.1%	78.1%	0.9%	78.1%	0.0%	
Fall 2012	98	94.9%	85.7%	86.7%	34.7%	51.0%	79.6%	5.1%	86.7%	0.0%			
Fall 2013	97	91.8%	88.7%	83.5%	38.1%	41.2%	78.4%	5.2%					
Fall 2014	112	89.3%	84.8%	77.7%	31.3%	44.6%							
Fall 2015	106	89.6%	83.0%	76.4%									
Fall 2016	110	95.5%	89.1%										
Fall 2017	126	94.4%											

**Retention and Graduation for all First-time Full-time Freshmen\* (FTF)**

*Institution Overall*

Cohort	N	Return 2nd Fall	Return 3rd Fall	Return 4th Fall	Grad w/in 4Y	Return 5th Fall	Grad w/in 5Y	Return 6th Fall	Grad w/in 6Y	Return 7th Fall	Grad w/in 7Y	Return 8th Fall	Grad w/in 8Y
Fall 2008	4,137	83.6%	76.1%	72.8%	45.6%	23.7%	65.6%	3.9%	69.1%	1.3%	70.3%	0.7%	71.0%
Fall 2009	3,724	86.0%	78.3%	74.2%	50.3%	21.9%	68.0%	3.9%	71.6%	1.6%	72.8%	0.8%	73.2%
Fall 2010	3,845	86.4%	77.9%	74.8%	49.9%	22.6%	68.4%	4.6%	72.0%	1.5%	73.4%	0.6%	74.0%
Fall 2011	4,021	85.0%	78.2%	73.1%	51.9%	21.0%	69.2%	3.3%	72.1%	1.1%	73.0%	0.5%	
Fall 2012	3,943	86.8%	78.8%	75.0%	52.9%	19.9%	70.0%	3.3%	72.8%	1.3%			
Fall 2013	3,913	87.2%	80.4%	75.1%	56.1%	18.1%	71.2%	3.0%					
Fall 2014	3,895	87.5%	80.4%	75.1%	57.4%	16.6%							
Fall 2015	4,047	86.9%	79.7%	74.1%									
Fall 2016	3,942	86.1%	78.9%										
Fall 2017	3,863	85.2%											

\*Freshmen from high school enrolled in at least 12 credit hours at the end of the 4th week of their first Fall term.

Other than "Institution Overall," all data are based on students with a declared major within College of Design in their first term.

Graduating in School/College: students awarded a degree with a major in College of Design

Graduating in Institution: students awarded a degree by the university, regardless of major

Reporting may be suppressed for small populations