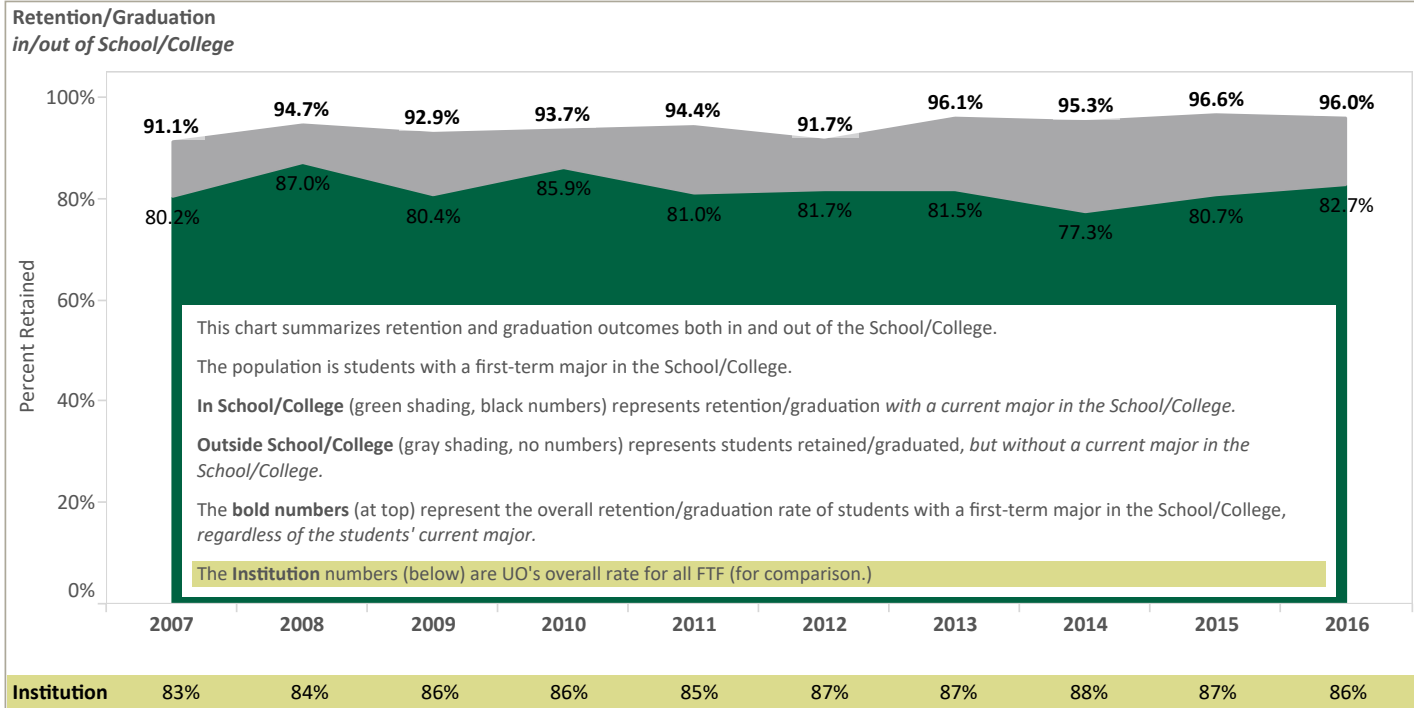


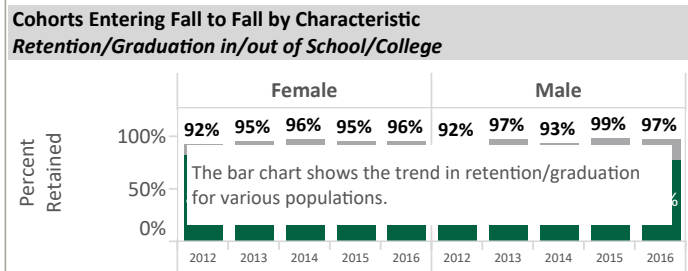
Retention and Graduation for First-time Full-time Freshmen* (FTF) by School/College
HOW TO READ & INTERPRET THIS REPORT

Outside School/College
 In School/College

New FTF in This table summarizes how many of the students in the first-time, full-time freshman cohort had a declared major in the selected School/College in the term in which they matriculated



Each box provides retention/graduation for various populations, including gender, race/ethnicity (grouped), residency, Pell eligible and first generation status.



Retention/Graduation (all cohorts pooled)

This table reports the pooled retention or graduation rate for:

- students with a first-term major in the School/College, retained or graduated with a current major **In School/College**
- students with a first-term major in the School/College, retained or graduated **In University** regardless of current major
- the retention/graduation rate for the **Institution Overall** (for comparison)

Percent of FTF by Characteristic (all cohorts pooled)
School/College and UO Overall

This table provides information on how the population is represented among

- FTF **In School/College** and
- FTF in the **Institution Overall** (for comparison)

Questions to Ask

- is there a trend in the retention/graduation rate for each population?
- does the trend differ for the two populations?
- do outcomes for the entering cohort of the School/College differ from institutional outcomes overall?
- do the demographics of the entering cohort of the School/College differ substantially from the cohort overall?

Cohorts Entering Fall to Fall
retained/graduated but no longer in School/College

This table provides information on the disposition of students who remain at the university but are no longer in the School/College.

Definitions

First-time Full-time Freshmen (FTF) freshmen from high school enrolled in at least 12 credit hours at the end of the 4th week of their first Fall term. **Other than "Institution Overall," all data are based on students with a declared major within the School/College in their first term.**

Retention students enrolled as of first day of Fall term, as measured at fourth-week census.

Graduation students awarded a degree before or during summer term of the specified year.

Gender and **Residency** as reported in first enrolled term on census date.

Students of Color includes Asian, Black/African American, Hispanic/Latino, Native American/Alaska Native, Native Hawaiian/Pacific Islander, and Two or More Races. As reported in first enrolled term on census date; however, students enrolling prior to federal changes in race/ethnicity reporting (Fall 2010) have been mapped to new categories.

Pell Eligible students offered Pell Grant in first year.

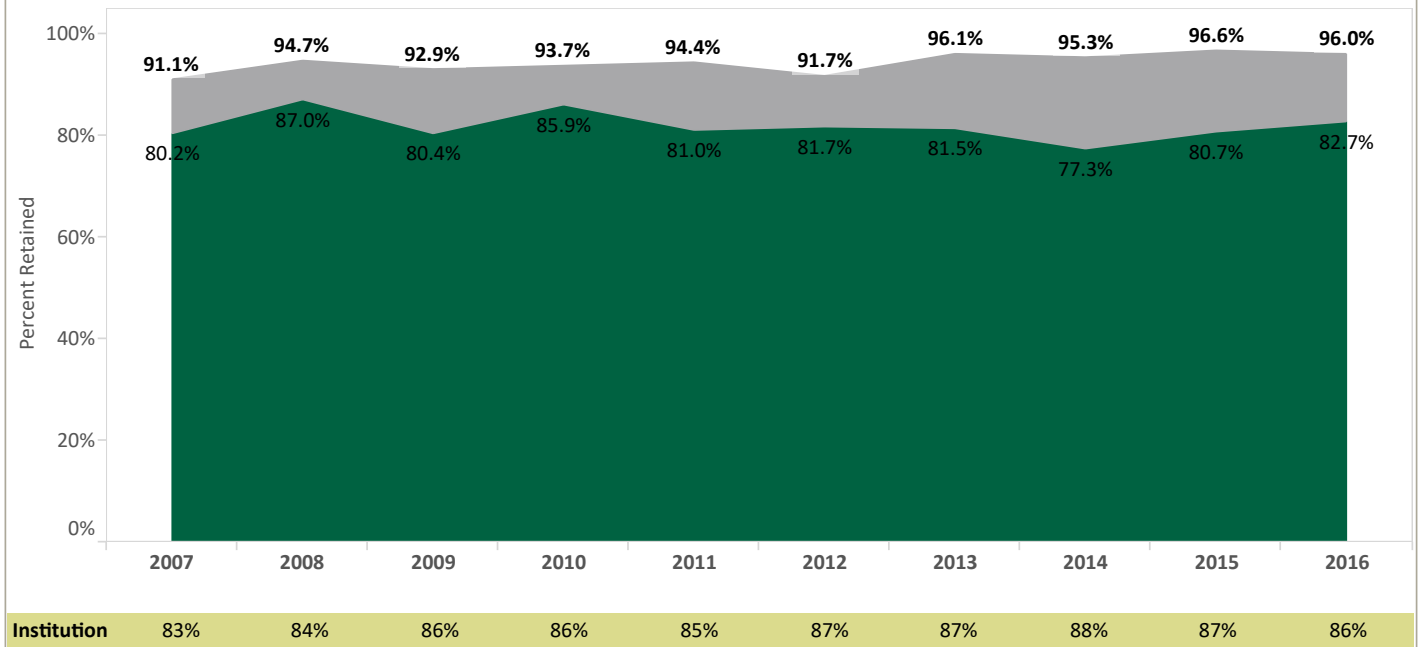
First Generation Status students self-reporting as parents' highest level of education being less than a bachelor's degree. *Data collection began Fall 2009.*

**Retention and Graduation for First-time Full-time Freshmen* (FTF)
with First-term Major in Clark Honors College
Retention to Second Year**

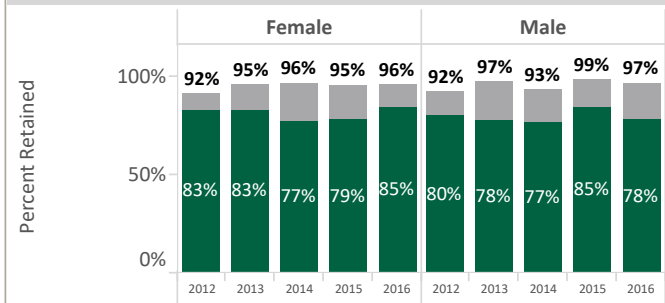
| |
|------------------------|
| Outside School/College |
| In School/College |

| | | | | | | | | | | |
|----------------|------|------|------|------|------|------|------|------|------|------|
| New FTF in CHC | 2007 | 2008 | 2009 | 2010 | 2011 | 2012 | 2013 | 2014 | 2015 | 2016 |
| | 192 | 169 | 184 | 191 | 195 | 218 | 232 | 233 | 233 | 225 |

**Retained to Year 2
in/out of Clark Honors College**



**Cohorts Entering Fall 2012 to 2016 by Gender
Retention to Year 2 in/out of Clark Honors College**



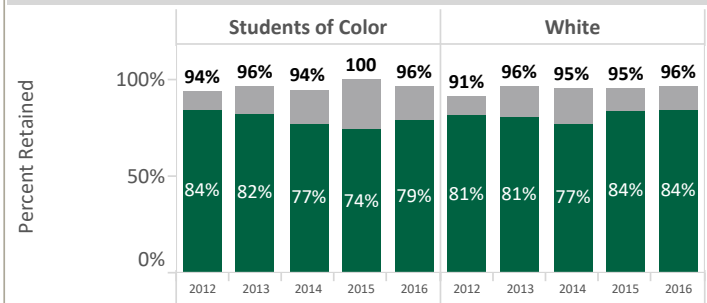
Retention to Year 2 (all cohorts pooled)

| | Female | Male |
|----------------------------|------------|------------|
| In School/College | 81% | 79% |
| In University | 95% | 96% |
| Institution Overall | 87% | 87% |

**Percent of FTF by Gender (all cohorts pooled)
Clark Honors College and UO Overall**

| | Female | Male |
|----------------------------|------------|------------|
| In School/College | 66% | 34% |
| Institution Overall | 56% | 44% |

**Cohorts Entering Fall 2012 to 2016 by Students of Color
Retention to Year 2 in/out of Clark Honors College**



Retention to Year 2 (all cohorts pooled)

| | Students of Color | White | Nonresident Alien | Unknown |
|----------------------------|-------------------|------------|-------------------|------------|
| In School/College | 79% | 81% | 80% | 81% |
| In University | 96% | 95% | 100% | 96% |
| Institution Overall | 85% | 87% | 91% | 88% |

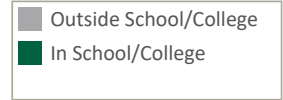
**Percent of FTF by Students of Color (all cohorts pooled)
Clark Honors College and UO Overall**

| | Students of Color | White | Nonresident Alien | Unknown |
|----------------------------|-------------------|------------|-------------------|-----------|
| In School/College | 22% | 75% | 0% | 2% |
| Institution Overall | 28% | 62% | 10% | 1% |

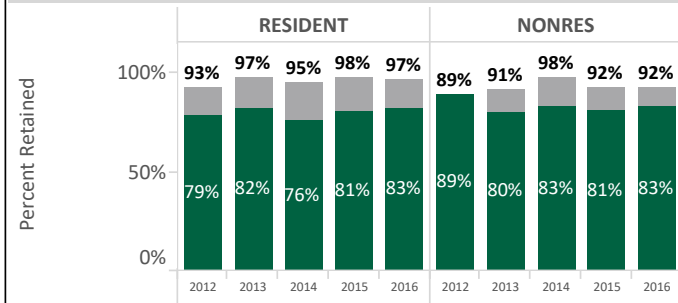
*Freshmen from high school enrolled in at least 12 credit hours at the end of the 4th week of their first Fall term.

Other than "Institution Overall," all data are based on students with a declared major within Clark Honors College in their first term.

**Retention and Graduation for First-time Full-time Freshmen* (FTF)
with First-term Major in Clark Honors College
Retention to Second Year**



**Cohorts Entering Fall 2012 to 2016 by Residency
Retention to Year 2 in/out of Clark Honors College**



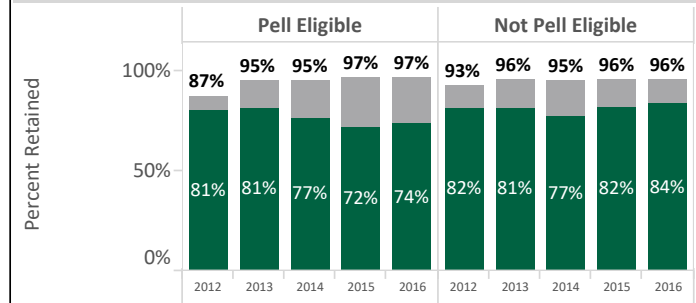
Retention to Year 2 (all cohorts pooled)

| | RESIDENT | NONRES |
|----------------------------|------------|------------|
| In School/College | 80% | 84% |
| In University | 96% | 92% |
| Institution Overall | 87% | 86% |

**Percent of FTF by Residency (all cohorts pooled)
Clark Honors College and UO Overall**

| | RESIDENT | NONRES |
|----------------------------|------------|------------|
| In School/College | 78% | 22% |
| Institution Overall | 49% | 51% |

**Cohorts Entering Fall 2012 to 2016 by Pell Status
Retention to Year 2 in/out of Clark Honors College**



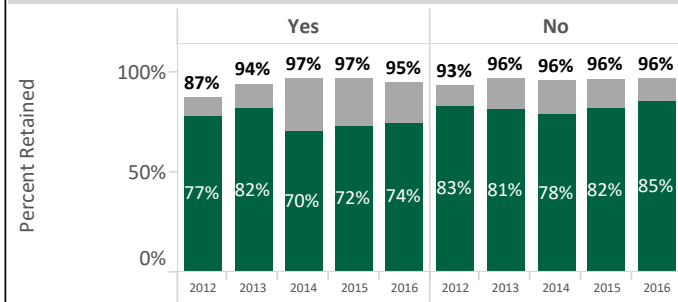
Retention to Year 2 (all cohorts pooled)

| | Pell Eligible | Not Pell Eligible |
|----------------------------|---------------|-------------------|
| In School/College | 77% | 81% |
| In University | 94% | 95% |
| Institution Overall | 83% | 88% |

**Percent of FTF by Pell Status (all cohorts pooled)
Clark Honors College and UO Overall**

| | Pell Eligible | Not Pell Eligible |
|----------------------------|---------------|-------------------|
| In School/College | 18% | 82% |
| Institution Overall | 24% | 76% |

**Cohorts Entering Fall 2012 to 2016 by First Generation Status
Retention to Year 2 in/out of Clark Honors College**



Retention to Year 2 (all cohorts pooled)

| | Yes | No | Unknown |
|----------------------------|------------|------------|------------|
| In School/College | 75% | 82% | 78% |
| In University | 94% | 96% | 93% |
| Institution Overall | 82% | 89% | 88% |

**Percent of FTF by First Generation Status (all cohorts pooled)
Clark Honors College and UO Overall**

| | Yes | No | Unknown |
|----------------------------|------------|------------|------------|
| In School/College | 14% | 79% | 6% |
| Institution Overall | 24% | 60% | 16% |

**Cohorts Entering Fall 2012 to 2016
retained to year 2 but no longer in Clark Honors College**

| | |
|--------------|-----|
| N | 165 |
| Pct of Total | 14% |

In what School/College(s) were students majoring at start of year 2?

| | |
|----------------------------|--------------|
| CAS Humanities major | 12.7% |
| CAS Natural Sciences major | 40.6% |
| CAS Social Sciences major | 13.3% |
| CAS major TOTAL | 61.8% |
| DSGN major | 8.5% |
| Education major | 4.8% |
| Journalism major | 6.1% |
| LCB major | 16.4% |
| Music & Dance major | 4.8% |
| Undeclared major | 7.3% |

- May total to more than 100% since students may declare multiple majors.
- Student may have had major in prior term(s).

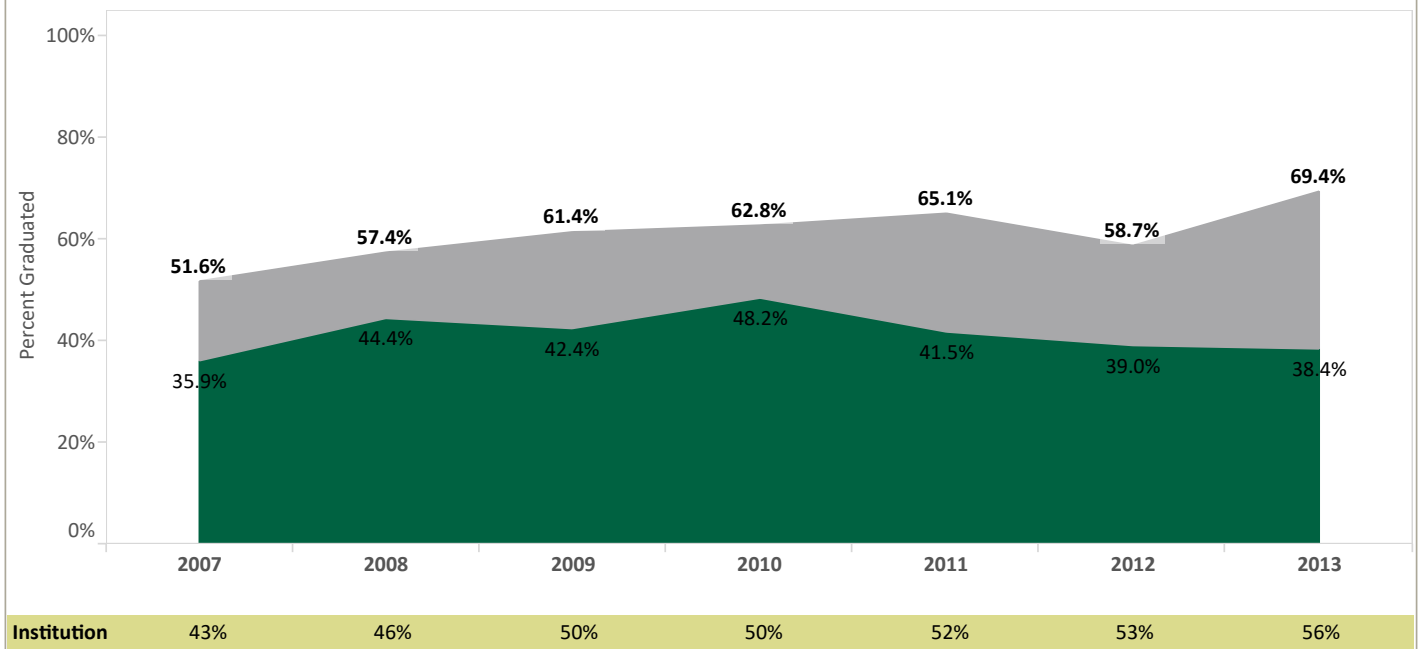
*Freshmen from high school enrolled in at least 12 credit hours at the end of the 4th week of their first Fall term.
Other than "Institution Overall," all data are based on students with a declared major within Clark Honors College in their first term.
Retention in School/College: students enrolled on day 1 of the second fall with a declared major in Clark Honors College
Retention outside School/College: students enrolled on day 1 of the second fall but without a declared major in Clark Honors College
Retention in University: students enrolled on day 1 of the second fall, regardless of declared major
Reporting may be suppressed for small populations

**Retention and Graduation for First-time Full-time Freshmen* (FTF)
with First-term Major in Clark Honors College
Graduation within Four Years**

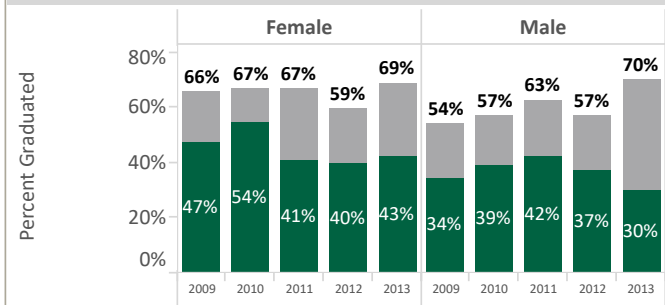
| |
|------------------------|
| Outside School/College |
| In School/College |

| | | | | | | | |
|----------------|------|------|------|------|------|------|------|
| | 2007 | 2008 | 2009 | 2010 | 2011 | 2012 | 2013 |
| New FTF in CHC | 192 | 169 | 184 | 191 | 195 | 218 | 232 |

**Graduated within 4 Years
in/out of Clark Honors College**



**Cohorts Entering Fall 2009 to 2013 by Gender
Graduated within 4 Years in/out of Clark Honors College**



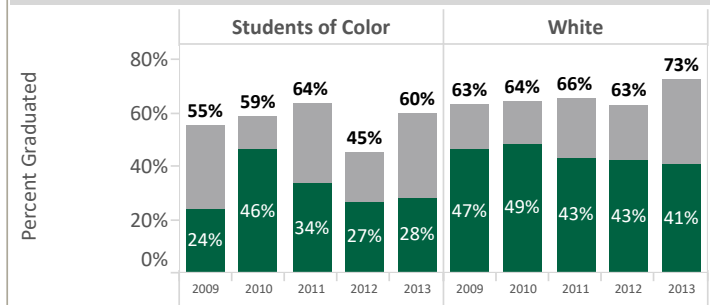
Graduated within 4 Years (all cohorts pooled)

| | Female | Male |
|----------------------------|------------|------------|
| In School/College | 45% | 37% |
| In University | 66% | 60% |
| Institution Overall | 57% | 46% |

**Percent of FTF by Gender (all cohorts pooled)
Clark Honors College and UO Overall**

| | Female | Male |
|----------------------------|------------|------------|
| In School/College | 63% | 37% |
| Institution Overall | 55% | 45% |

**Cohorts Entering Fall 2009 to 2013 by Students of Color
Graduated within 4 Years in/out of Clark Honors College**



Graduated within 4 Years (all cohorts pooled)

| | Students of Color | White | Nonresident Alien | Unknown |
|----------------------------|-------------------|------------|-------------------|------------|
| In School/College | 32% | 44% | 57% | 41% |
| In University | 56% | 66% | 57% | 55% |
| Institution Overall | 50% | 54% | 41% | 53% |

**Percent of FTF by Students of Color (all cohorts pooled)
Clark Honors College and UO Overall**

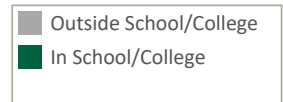
| | Students of Color | White | Nonresident Alien | Unknown |
|----------------------------|-------------------|------------|-------------------|-----------|
| In School/College | 21% | 76% | 1% | 2% |
| Institution Overall | 23% | 69% | 7% | 1% |

*Freshmen from high school enrolled in at least 12 credit hours at the end of the 4th week of their first Fall term.

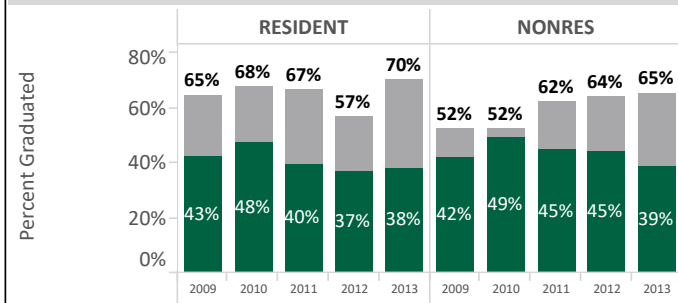
Other than "Institution Overall," all data are based on students with a declared major within Clark Honors College in their first term.

Additional information provided on next page

**Retention and Graduation for First-time Full-time Freshmen* (FTF)
with First-term Major in Clark Honors College
Graduation within Four Years**



**Cohorts Entering Fall 2009 to 2013 by Residency
Graduated within 4 Years in/out of Clark Honors College**



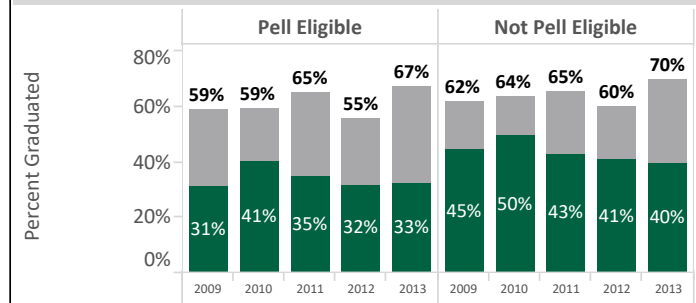
Graduated within 4 Years (all cohorts pooled)

| | RESIDENT | NONRES |
|----------------------------|------------|------------|
| In School/College | 41% | 44% |
| In University | 65% | 59% |
| Institution Overall | 51% | 53% |

**Percent of FTF by Residency (all cohorts pooled)
Clark Honors College and UO Overall**

| | RESIDENT | NONRES |
|----------------------------|------------|------------|
| In School/College | 73% | 27% |
| Institution Overall | 52% | 48% |

**Cohorts Entering Fall 2009 to 2013 by Pell Status
Graduated within 4 Years in/out of Clark Honors College**



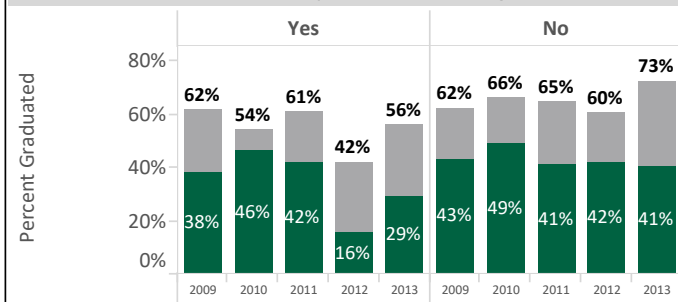
Graduated within 4 Years (all cohorts pooled)

| | Pell Eligible | Not Pell Eligible |
|----------------------------|---------------|-------------------|
| In School/College | 34% | 43% |
| In University | 61% | 64% |
| Institution Overall | 46% | 54% |

**Percent of FTF by Pell Status (all cohorts pooled)
Clark Honors College and UO Overall**

| | Pell Eligible | Not Pell Eligible |
|----------------------------|---------------|-------------------|
| In School/College | 18% | 82% |
| Institution Overall | 23% | 77% |

**Cohorts Entering Fall 2009 to 2013 by First Generation Status
Graduated within 4 Years in/out of Clark Honors College**



Graduated within 4 Years (all cohorts pooled)

| | Yes | No | Unknown |
|----------------------------|------------|------------|------------|
| In School/College | 34% | 43% | 40% |
| In University | 55% | 65% | 63% |
| Institution Overall | 46% | 57% | 45% |

**Percent of FTF by First Generation Status (all cohorts pooled)
Clark Honors College and UO Overall**

| | Yes | No | Unknown |
|----------------------------|------------|------------|------------|
| In School/College | 14% | 79% | 7% |
| Institution Overall | 24% | 61% | 15% |

**Cohorts Entering Fall 2009 to 2013
Graduated within 4 Years but not in Clark Honors College**

| | |
|--------------|-----|
| N | 224 |
| Pct of Total | 22% |

In what School/College(s) did students graduate?

| | |
|-------------------------------|--------------|
| CAS Humanities graduate | 19.2% |
| CAS Natural Sciences graduate | 37.5% |
| CAS Social Sciences graduate | 19.2% |
| CAS graduate TOTAL | 69.6% |
| DSGN graduate | 3.1% |
| Education graduate | 4.0% |
| Journalism graduate | 12.9% |
| LCB graduate | 16.5% |
| Music & Dance graduate | 2.2% |

- May total to more than 100% since students may declare multiple majors.
- Student may have had major in prior term(s).

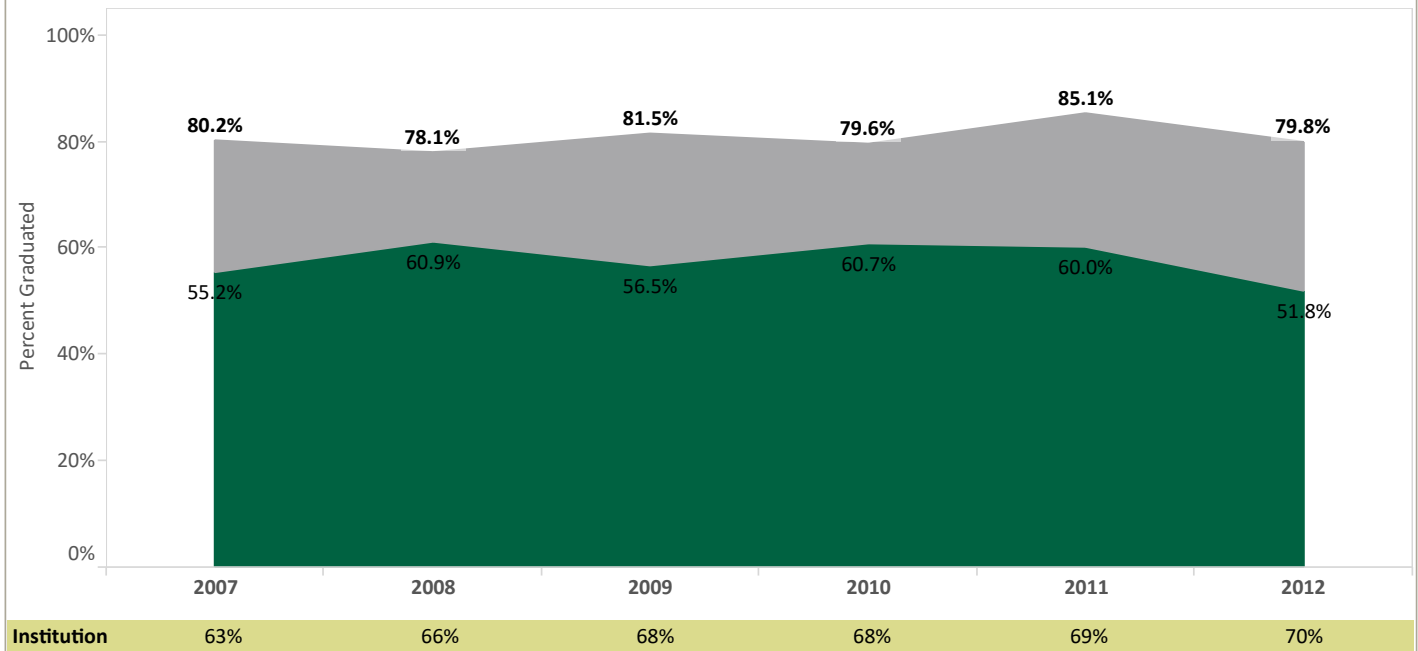
*Freshmen from high school enrolled in at least 12 credit hours at the end of the 4th week of their first Fall term.
Other than "Institution Overall," all data are based on students with a declared major within Clark Honors College in their first term.
Students must earn the degree within four calendar years of matriculating, i.e. by the end of the fourth summer
Graduation in School/College: students awarded a degree with a major in Clark Honors College
Graduation outside School/College: students awarded a degree without a major in Clark Honors College
Graduation in Institution: students awarded a degree by the university, regardless of major
Reporting may be suppressed for small populations

**Retention and Graduation for First-time Full-time Freshmen* (FTF)
with First-term Major in Clark Honors College
Graduation within Five Years**

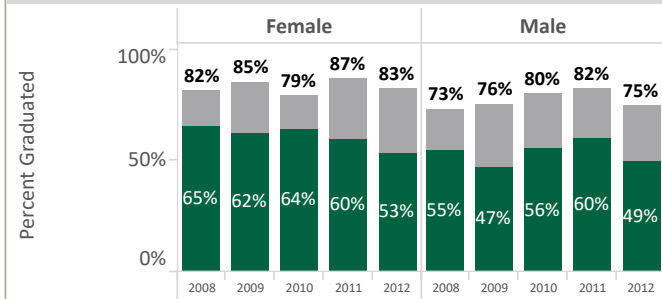
| |
|------------------------|
| Outside School/College |
| In School/College |

| | | | | | | |
|----------------|------|------|------|------|------|------|
| New FTF in CHC | 2007 | 2008 | 2009 | 2010 | 2011 | 2012 |
| | 192 | 169 | 184 | 191 | 195 | 218 |

**Graduated within 5 Years
in/out of Clark Honors College**



**Cohorts Entering Fall 2008 to 2012 by Gender
Graduated within 5 Years in/out of Clark Honors College**



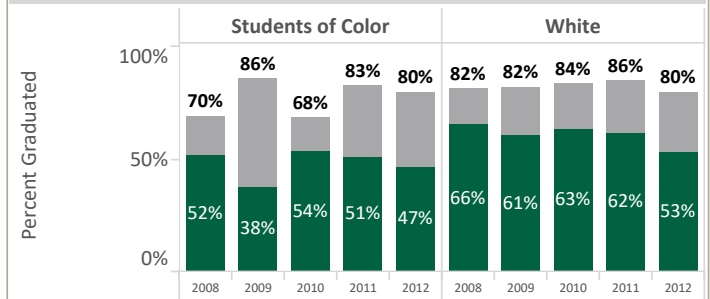
Graduated within 5 Years (all cohorts pooled)

| | Female | Male |
|----------------------------|------------|------------|
| In School/College | 60% | 54% |
| In University | 83% | 77% |
| Institution Overall | 71% | 65% |

**Percent of FTF by Gender (all cohorts pooled)
Clark Honors College and UO Overall**

| | Female | Male |
|----------------------------|------------|------------|
| In School/College | 61% | 39% |
| Institution Overall | 54% | 46% |

**Cohorts Entering Fall 2008 to 2012 by Students of Color
Graduated within 5 Years in/out of Clark Honors College**



Graduated within 5 Years (all cohorts pooled)

| | Students of Color | White | Nonresident Alien | Unknown |
|----------------------------|-------------------|------------|-------------------|------------|
| In School/College | 49% | 61% | 71% | 40% |
| In University | 78% | 82% | 71% | 63% |
| Institution Overall | 66% | 69% | 66% | 66% |

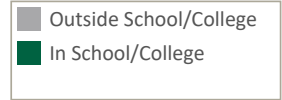
**Percent of FTF by Students of Color (all cohorts pooled)
Clark Honors College and UO Overall**

| | Students of Color | White | Nonresident Alien | Unknown |
|----------------------------|-------------------|------------|-------------------|-----------|
| In School/College | 20% | 76% | 1% | 3% |
| Institution Overall | 21% | 72% | 6% | 2% |

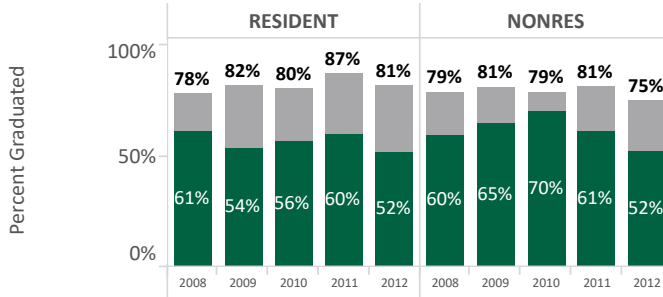
*Freshmen from high school enrolled in at least 12 credit hours at the end of the 4th week of their first Fall term.

Other than "Institution Overall," all data are based on students with a declared major within Clark Honors College in their first term.

**Retention and Graduation for First-time Full-time Freshmen* (FTF)
with First-term Major in Clark Honors College
Graduation within Five Years**



**Cohorts Entering Fall 2008 to 2012 by Residency
Graduated within 5 Years in/out of Clark Honors College**



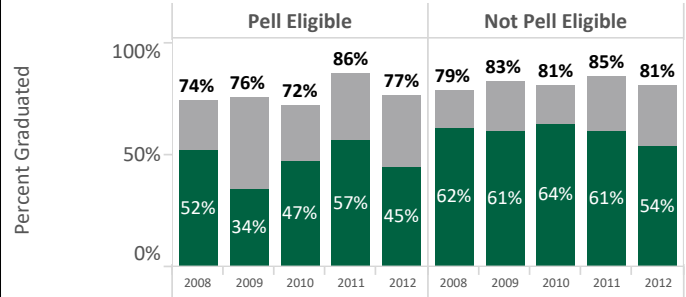
Graduated within 5 Years (all cohorts pooled)

| | RESIDENT | NONRES |
|----------------------------|------------|------------|
| In School/College | 56% | 62% |
| In University | 82% | 79% |
| Institution Overall | 67% | 70% |

**Percent of FTF by Residency (all cohorts pooled)
Clark Honors College and UO Overall**

| | RESIDENT | NONRES |
|----------------------------|------------|------------|
| In School/College | 71% | 29% |
| Institution Overall | 54% | 46% |

**Cohorts Entering Fall 2008 to 2012 by Pell Status
Graduated within 5 Years in/out of Clark Honors College**



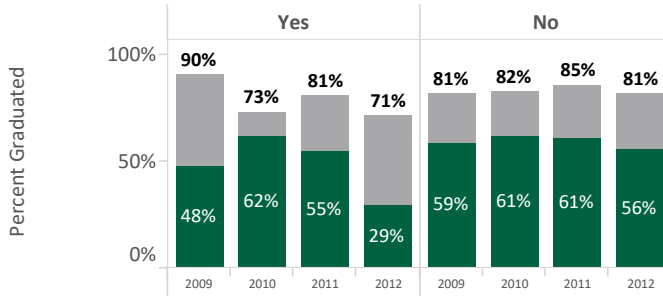
Graduated within 5 Years (all cohorts pooled)

| | Pell Eligible | Not Pell Eligible |
|----------------------------|---------------|-------------------|
| In School/College | 47% | 60% |
| In University | 77% | 82% |
| Institution Overall | 62% | 70% |

**Percent of FTF by Pell Status (all cohorts pooled)
Clark Honors College and UO Overall**

| | Pell Eligible | Not Pell Eligible |
|----------------------------|---------------|-------------------|
| In School/College | 18% | 82% |
| Institution Overall | 21% | 79% |

**Cohorts Entering Fall 2008 to 2012 by First Generation Status
Graduated within 5 Years in/out of Clark Honors College**



Graduated within 5 Years (all cohorts pooled)

| | Yes | No | Unknown |
|----------------------------|------------|------------|------------|
| In School/College | 48% | 59% | 59% |
| In University | 78% | 83% | 78% |
| Institution Overall | 62% | 72% | 66% |

**Percent of FTF by First Generation Status (all cohorts pooled)
Clark Honors College and UO Overall**

| | Yes | No | Unknown |
|----------------------------|------------|------------|------------|
| In School/College | 11% | 65% | 23% |
| Institution Overall | 19% | 49% | 33% |

**Cohorts Entering Fall 2008 to 2012
Graduated within 5 Years but not in Clark Honors College**

| | |
|--------------|-----|
| N | 221 |
| Pct of Total | 23% |

In what School/College(s) did students graduate?

| | |
|-------------------------------|--------------|
| CAS Humanities graduate | 24.0% |
| CAS Natural Sciences graduate | 35.7% |
| CAS Social Sciences graduate | 19.9% |
| CAS graduate TOTAL | 71.5% |
| DSGN graduate | 6.3% |
| Education graduate | 3.6% |
| Journalism graduate | 11.3% |
| LCB graduate | 13.6% |
| Music & Dance graduate | 2.7% |

- May total to more than 100% since students may declare multiple majors.
- Student may have had major in prior term(s).

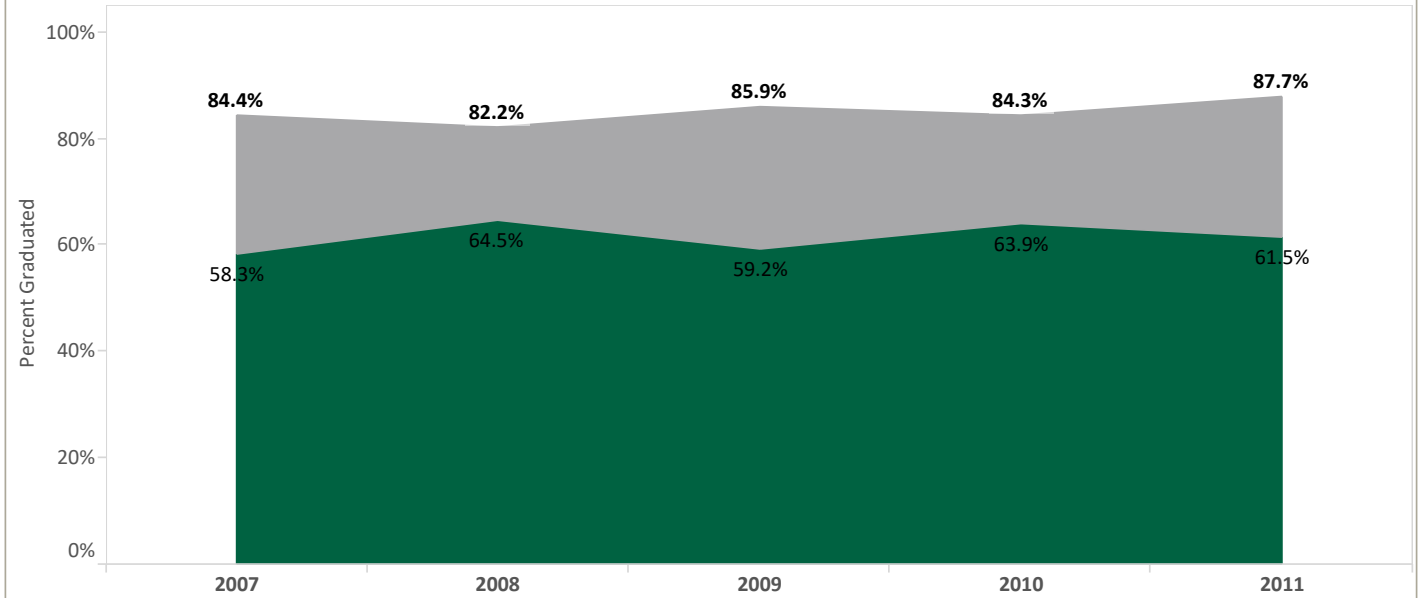
*Freshmen from high school enrolled in at least 12 credit hours at the end of the 4th week of their first Fall term.
Other than "Institution Overall," all data are based on students with a declared major within Clark Honors College in their first term.
Students must earn the degree within five calendar years of matriculating, i.e. by the end of the fifth summer
Graduation in School/College: students awarded a degree with a major in Clark Honors College
Graduation outside School/College: students awarded a degree without a major in Clark Honors College
Graduation in Institution: students awarded a degree by the university, regardless of major
Reporting may be suppressed for small populations

**Retention and Graduation for First-time Full-time Freshmen* (FTF)
with First-term Major in Clark Honors College
Graduation within Six Years**

| |
|------------------------|
| Outside School/College |
| In School/College |

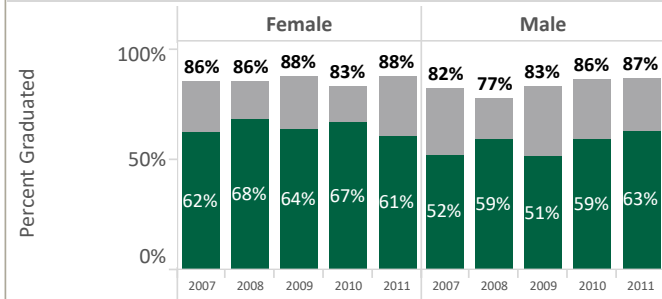
| | | | | | |
|----------------|-------------|-------------|-------------|-------------|-------------|
| | 2007 | 2008 | 2009 | 2010 | 2011 |
| New FTF in CHC | 192 | 169 | 184 | 191 | 195 |

**Graduated within 6 Years
in/out of Clark Honors College**



| | | | | | |
|--------------------|-----|-----|-----|-----|-----|
| Institution | 67% | 69% | 72% | 72% | 72% |
|--------------------|-----|-----|-----|-----|-----|

**Cohorts Entering Fall 2007 to 2011 by Gender
Graduated within 6 Years in/out of Clark Honors College**



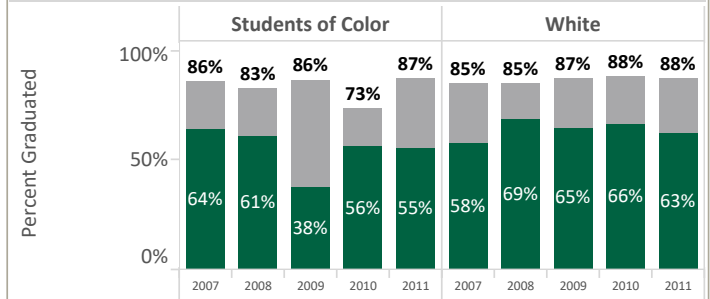
Graduated within 6 Years (all cohorts pooled)

| | Female | Male |
|----------------------------|------------|------------|
| In School/College | 64% | 57% |
| In University | 86% | 83% |
| Institution Overall | 72% | 68% |

**Percent of FTF by Gender (all cohorts pooled)
Clark Honors College and UO Overall**

| | Female | Male |
|----------------------------|------------|------------|
| In School/College | 60% | 40% |
| Institution Overall | 53% | 47% |

**Cohorts Entering Fall 2007 to 2011 by Students of Color
Graduated within 6 Years in/out of Clark Honors College**



Graduated within 6 Years (all cohorts pooled)

| | Students of Color | White | Nonresident Alien | Nonresident Unknown |
|----------------------------|-------------------|------------|-------------------|---------------------|
| In School/College | 55% | 64% | 75% | 42% |
| In University | 83% | 87% | 75% | 70% |
| Institution Overall | 69% | 71% | 68% | 69% |

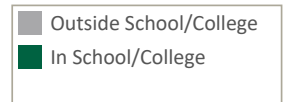
**Percent of FTF by Students of Color (all cohorts pooled)
Clark Honors College and UO Overall**

| | Students of Color | White | Nonresident Alien | Nonresident Unknown |
|----------------------------|-------------------|------------|-------------------|---------------------|
| In School/College | 18% | 76% | 1% | 5% |
| Institution Overall | 19% | 74% | 4% | 3% |

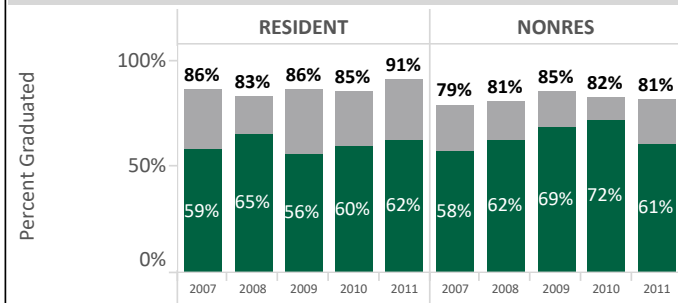
*Freshmen from high school enrolled in at least 12 credit hours at the end of the 4th week of their first Fall term.

Other than "Institution Overall," all data are based on students with a declared major within Clark Honors College in their first term.

**Retention and Graduation for First-time Full-time Freshmen* (FTF)
with First-term Major in Clark Honors College
Graduation within Six Years**



**Cohorts Entering Fall 2007 to 2011 by Residency
Graduated within 6 Years in/out of Clark Honors College**



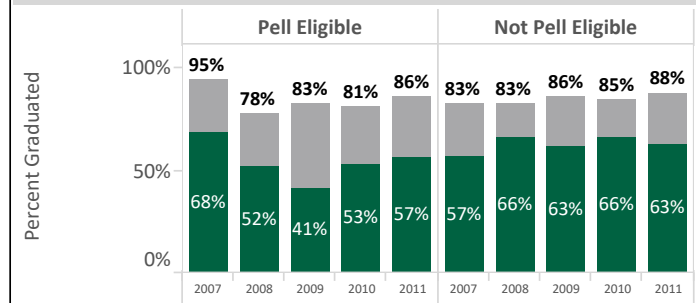
Graduated within 6 Years (all cohorts pooled)

| | RESIDENT | NONRES |
|----------------------------|------------|------------|
| In School/College | 60% | 64% |
| In University | 86% | 82% |
| Institution Overall | 70% | 72% |

**Percent of FTF by Residency (all cohorts pooled)
Clark Honors College and UO Overall**

| | RESIDENT | NONRES |
|----------------------------|------------|------------|
| In School/College | 71% | 29% |
| Institution Overall | 56% | 44% |

**Cohorts Entering Fall 2007 to 2011 by Pell Status
Graduated within 6 Years in/out of Clark Honors College**



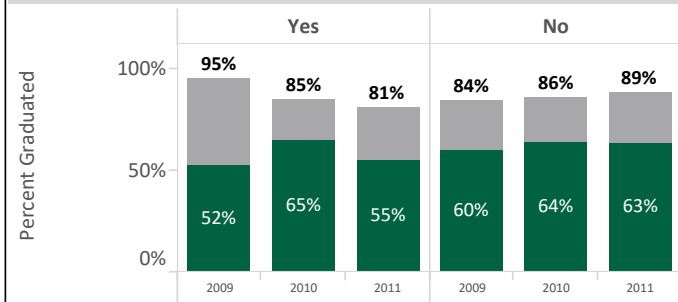
Graduated within 6 Years (all cohorts pooled)

| | Pell Eligible | Not Pell Eligible |
|----------------------------|---------------|-------------------|
| In School/College | 54% | 63% |
| In University | 84% | 85% |
| Institution Overall | 64% | 72% |

**Percent of FTF by Pell Status (all cohorts pooled)
Clark Honors College and UO Overall**

| | Pell Eligible | Not Pell Eligible |
|----------------------------|---------------|-------------------|
| In School/College | 15% | 85% |
| Institution Overall | 20% | 80% |

**Cohorts Entering Fall 2007 to 2011 by First Generation Status
Graduated within 6 Years in/out of Clark Honors College**



Graduated within 6 Years (all cohorts pooled)

| | Yes | No | Unknown |
|----------------------------|------------|------------|------------|
| In School/College | 58% | 63% | 61% |
| In University | 86% | 86% | 83% |
| Institution Overall | 65% | 75% | 69% |

**Percent of FTF by First Generation Status (all cohorts pooled)
Clark Honors College and UO Overall**

| | Yes | No | Unknown |
|----------------------------|------------|------------|------------|
| In School/College | 8% | 48% | 44% |
| Institution Overall | 14% | 38% | 48% |

**Cohorts Entering Fall 2007 to 2011
Graduated within 6 Years but not in Clark Honors College**

| | |
|--------------|-----|
| N | 219 |
| Pct of Total | 24% |

In what School/College(s) did students graduate?

| | |
|-------------------------------|--------------|
| CAS Humanities graduate | 25.1% |
| CAS Natural Sciences graduate | 37.0% |
| CAS Social Sciences graduate | 23.3% |
| CAS graduate TOTAL | 75.8% |
| DSGN graduate | 7.3% |
| Education graduate | 2.3% |
| Journalism graduate | 9.6% |
| LCB graduate | 11.0% |
| Music & Dance graduate | 1.4% |

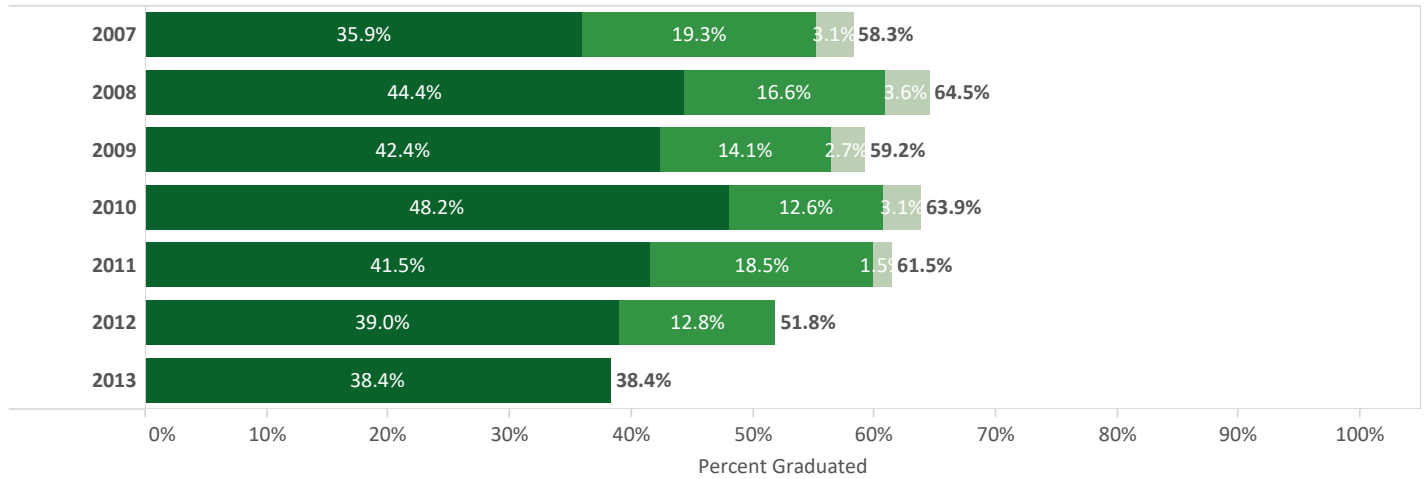
- May total to more than 100% since students may declare multiple majors.
- Student may have had major in prior term(s).

*Freshmen from high school enrolled in at least 12 credit hours at the end of the 4th week of their first Fall term.
Other than "Institution Overall," all data are based on students with a declared major within Clark Honors College in their first term.
Students must earn the degree within six calendar years of matriculating, i.e. by the end of the sixth summer
Graduation in School/College: students awarded a degree with a major in Clark Honors College
Graduation outside School/College: students awarded a degree without a major in Clark Honors College
Graduation in Institution: students awarded a degree by the university, regardless of major
Reporting may be suppressed for small populations

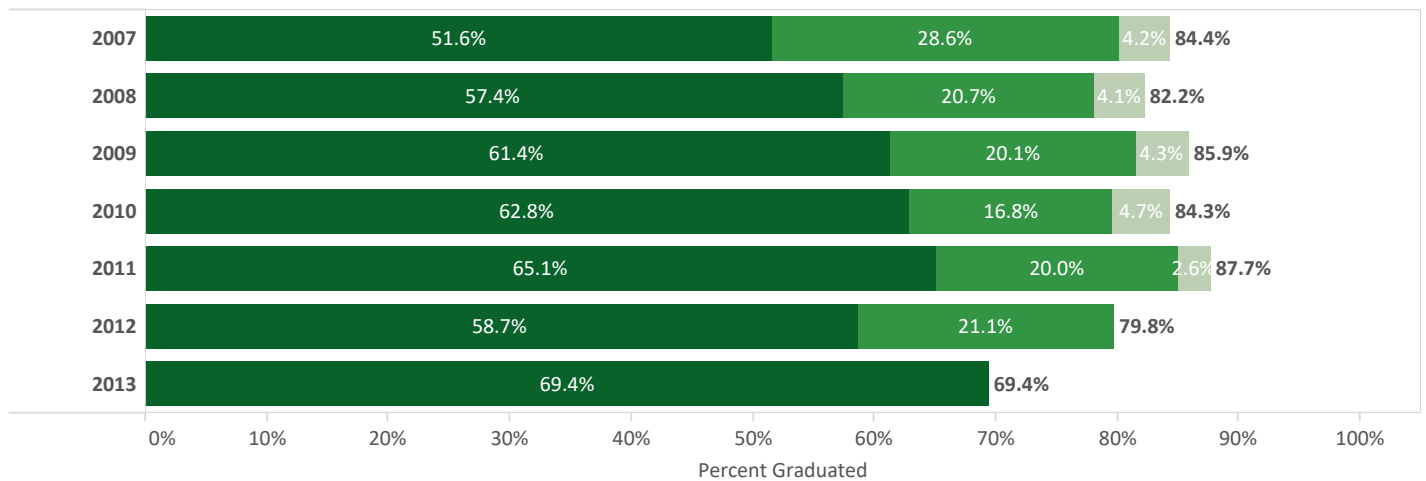
**Retention and Graduation for First-time Full-time Freshmen* (FTF)
with First-term Major in Clark Honors College
Graduation at Four, Five, and Six Years**



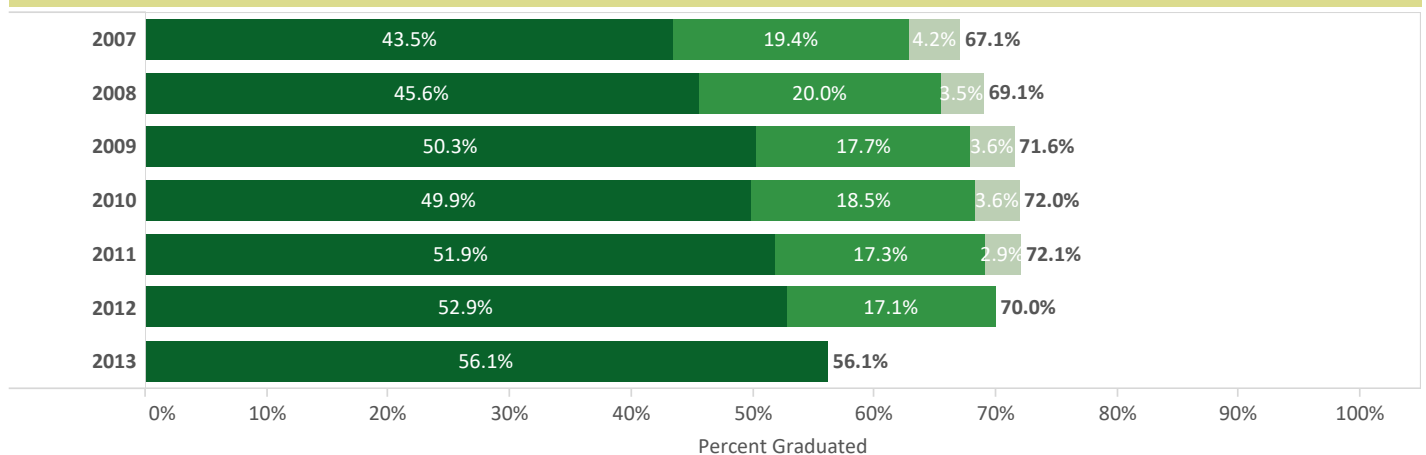
Graduating in Clark Honors College



Graduating in Institution



**Graduation in 4, 5, and 6 years for all First-time Full-time Freshmen* (FTF)
Institution Overall**



*Freshmen from high school enrolled in at least 12 credit hours at the end of the 4th week of their first Fall term.
Other than "Institution Overall," all data are based on students with a declared major within Clark Honors College in their first term.
Graduating in School/College: students awarded a degree with a major in Clark Honors College
Graduating in Institution: students awarded a degree by the university, regardless of major
Reporting may be suppressed for small populations

**Retention and Graduation for First-time Full-time Freshmen* (FTF)
with First-term Major in Clark Honors College
Retention & Graduation Outcomes**

Retained/Graduated in Clark Honors College

| Cohort | N | Return IN 2nd Fall | Return IN 3rd F.. | Return IN 4th Fall | Grad IN w/in 4Y | Return IN 5th Fall | Grad IN w/in 5Y | Return IN 6th Fall | Grad IN w/in 6Y | Return IN 7th Fall | Grad IN w/in 7Y | Return IN 8th Fall | Grad IN w/in 8Y |
|-----------|-----|-----------------------|----------------------|-----------------------|--------------------|-----------------------|--------------------|-----------------------|--------------------|-----------------------|--------------------|-----------------------|--------------------|
| Fall 2007 | 192 | 80.2% | 73.4% | 68.8% | 35.9% | 20.3% | 55.2% | 0.5% | 58.3% | 0.5% | 58.3% | | 58.3% |
| Fall 2008 | 169 | 87.0% | 76.3% | 71.0% | 44.4% | 20.1% | 60.9% | 3.0% | 64.5% | 0.6% | 65.7% | 0.6% | 66.3% |
| Fall 2009 | 184 | 80.4% | 69.6% | 65.2% | 42.4% | 14.7% | 56.5% | 0.5% | 59.2% | | 59.2% | 0.5% | 59.2% |
| Fall 2010 | 191 | 85.9% | 72.3% | 69.1% | 48.2% | 14.1% | 60.7% | 1.0% | 63.9% | 0.5% | 64.9% | | |
| Fall 2011 | 195 | 81.0% | 72.8% | 64.6% | 41.5% | 14.9% | 60.0% | 0.5% | 61.5% | 0.5% | | | |
| Fall 2012 | 218 | 81.7% | 68.3% | 61.9% | 39.0% | 10.6% | 51.8% | 1.4% | | | | | |
| Fall 2013 | 232 | 81.5% | 66.4% | 57.8% | 38.4% | 10.8% | | | | | | | |
| Fall 2014 | 233 | 77.3% | 67.4% | 58.4% | | | | | | | | | |
| Fall 2015 | 233 | 80.7% | 67.8% | | | | | | | | | | |
| Fall 2016 | 225 | 82.7% | | | | | | | | | | | |

Retained/Graduated in Institution

| Cohort | N | Return 2nd Fall | Return 3rd Fall | Return 4th Fall | Grad w/in 4Y | Return 5th Fall | Grad w/in 5Y | Return 6th Fall | Grad w/in 6Y | Return 7th Fall | Grad w/in 7Y | Return 8th Fall | Grad w/in 8Y |
|-----------|-----|--------------------|--------------------|--------------------|-----------------|--------------------|-----------------|--------------------|-----------------|--------------------|-----------------|--------------------|-----------------|
| Fall 2007 | 192 | 91.1% | 87.5% | 84.4% | 51.6% | 27.6% | 80.2% | 1.0% | 84.4% | 1.0% | 85.9% | 0.0% | 85.9% |
| Fall 2008 | 169 | 94.7% | 87.6% | 85.8% | 57.4% | 22.5% | 78.1% | 3.6% | 82.2% | 0.6% | 85.2% | 0.6% | 85.8% |
| Fall 2009 | 184 | 92.9% | 87.0% | 86.4% | 61.4% | 20.7% | 81.5% | 2.2% | 85.9% | 1.1% | 87.5% | 1.1% | 88.0% |
| Fall 2010 | 191 | 93.7% | 85.9% | 85.3% | 62.8% | 18.3% | 79.6% | 2.6% | 84.3% | 1.0% | 86.9% | 0.5% | |
| Fall 2011 | 195 | 94.4% | 90.3% | 83.6% | 65.1% | 16.9% | 85.1% | 1.5% | 87.7% | 1.0% | | | |
| Fall 2012 | 218 | 91.7% | 84.9% | 83.5% | 58.7% | 17.0% | 79.8% | 1.4% | | | | | |
| Fall 2013 | 232 | 96.1% | 94.0% | 90.5% | 69.4% | 17.2% | | | | | | | |
| Fall 2014 | 233 | 95.3% | 91.8% | 84.1% | | | | | | | | | |
| Fall 2015 | 233 | 96.6% | 91.0% | | | | | | | | | | |
| Fall 2016 | 225 | 96.0% | | | | | | | | | | | |

Retention and Graduation for all First-time Full-time Freshmen* (FTF)

Institution Overall

| Cohort | N | Return 2nd Fall | Return 3rd Fall | Return 4th Fall | Grad w/in 4Y | Return 5th Fall | Grad w/in 5Y | Return 6th Fall | Grad w/in 6Y | Return 7th Fall | Grad w/in 7Y | Return 8th Fall | Grad w/in 8Y |
|-----------|-------|--------------------|--------------------|--------------------|-----------------|--------------------|-----------------|--------------------|-----------------|--------------------|-----------------|--------------------|-----------------|
| Fall 2007 | 3,322 | 83.1% | 74.6% | 70.9% | 43.5% | 25.0% | 62.9% | 4.5% | 67.1% | 1.8% | 68.8% | 0.9% | 69.5% |
| Fall 2008 | 4,137 | 83.6% | 76.1% | 72.8% | 45.6% | 23.7% | 65.6% | 3.9% | 69.1% | 1.3% | 70.3% | 0.7% | 71.0% |
| Fall 2009 | 3,724 | 86.0% | 78.3% | 74.2% | 50.3% | 21.9% | 68.0% | 3.9% | 71.6% | 1.6% | 72.8% | 0.8% | 73.2% |
| Fall 2010 | 3,845 | 86.4% | 77.9% | 74.8% | 49.9% | 22.6% | 68.4% | 4.6% | 72.0% | 1.5% | 73.4% | 0.6% | |
| Fall 2011 | 4,021 | 85.0% | 78.2% | 73.1% | 51.9% | 21.0% | 69.2% | 3.3% | 72.1% | 1.1% | | | |
| Fall 2012 | 3,943 | 86.8% | 78.8% | 75.0% | 52.9% | 19.9% | 70.0% | 3.3% | | | | | |
| Fall 2013 | 3,913 | 87.2% | 80.4% | 75.1% | 56.1% | 18.1% | | | | | | | |
| Fall 2014 | 3,895 | 87.5% | 80.4% | 75.1% | | | | | | | | | |
| Fall 2015 | 4,047 | 86.9% | 79.7% | | | | | | | | | | |
| Fall 2016 | 3,942 | 86.1% | | | | | | | | | | | |

*Freshmen from high school enrolled in at least 12 credit hours at the end of the 4th week of their first Fall term.
Other than "Institution Overall," all data are based on students with a declared major within Clark Honors College in their first term.
Graduating in School/College: students awarded a degree with a major in Clark Honors College
Graduating in Institution: students awarded a degree by the university, regardless of major
Reporting may be suppressed for small populations