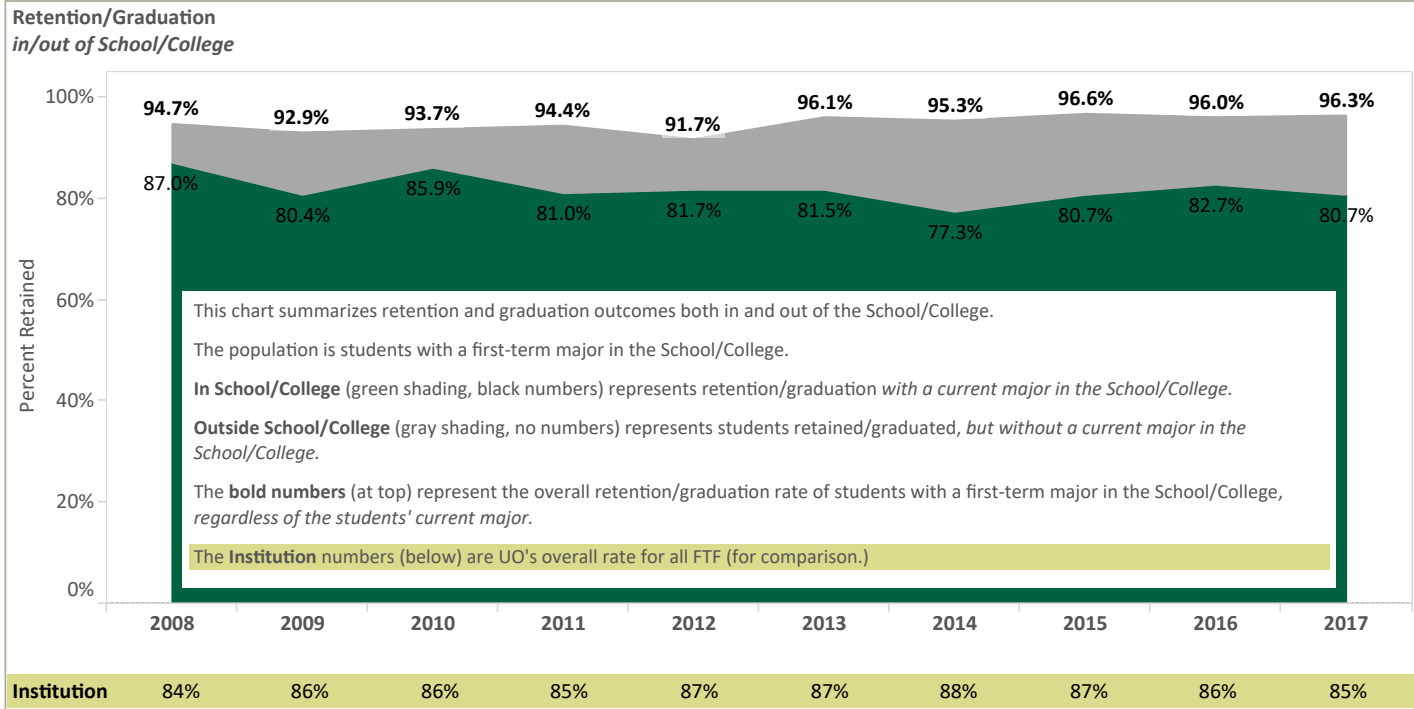


Retention and Graduation for First-time Full-time Freshmen* (FTF) by School/College

HOW TO READ & INTERPRET THIS REPORT

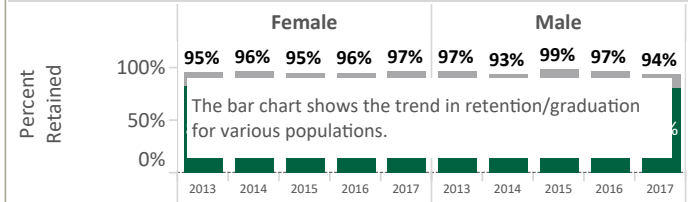
Outside School/College
 In School/College

New FTF in This table summarizes how many of the students in the first-time, full-time freshman cohort had a declared major in the selected School/College in the term in which they matriculated



Each box provides retention/graduation for various populations, including gender, race/ethnicity (grouped), residency, Pell eligible and first generation status.

Cohorts Entering Fall to Fall by Characteristic
Retention/Graduation in/out of School/College



Retention/Graduation (all cohorts pooled)
This table reports the pooled retention or graduation rate for:
 - students with a first-term major in the School/College, retained or graduated with a current major **In School/College**
 - students with a first-term major in the School/College, retained or graduated **In University** regardless of current major
 - the retention/graduation rate for the **Institution Overall** (for comparison)

Percent of FTF by Characteristic (all cohorts pooled)
School/College and UO Overall
This table provides information on how the population is represented among
 - FTF **In School/College** and
 - FTF in the **Institution Overall** (for comparison)

Questions to Ask
 - is there a trend in the retention/graduation rate for each population?
 - does the trend differ for the two populations?
 - do outcomes for the entering cohort of the School/College differ from institutional outcomes overall?
 - do the demographics of the entering cohort of the School/College differ substantially from the cohort overall?

Cohorts Entering Fall to Fall
retained/graduated but no longer in School/College

This table provides information on the disposition of students who remain at the university but are no longer in the School/College.

Definitions

First-time Full-time Freshmen (FTF) freshmen from high school enrolled in at least 12 credit hours at the end of the 4th week of their first Fall term. **Other than "Institution Overall," all data are based on students with a declared major within the School/College in their first term.**

Retention students enrolled as of first day of Fall term, as measured at fourth-week census.

Graduation students awarded a degree before or during summer term of the specified year.

Gender and Residency as reported in first enrolled term on census date.

Students of Color includes Asian, Black/African American, Hispanic/Latino, Native American/Alaska Native, Native Hawaiian/Pacific Islander, and Two or More Races. As reported in first enrolled term on census date; however, students enrolling prior to federal changes in race/ethnicity reporting (Fall 2010) have been mapped to new categories.

Pell Eligible students offered Pell Grant in first year.

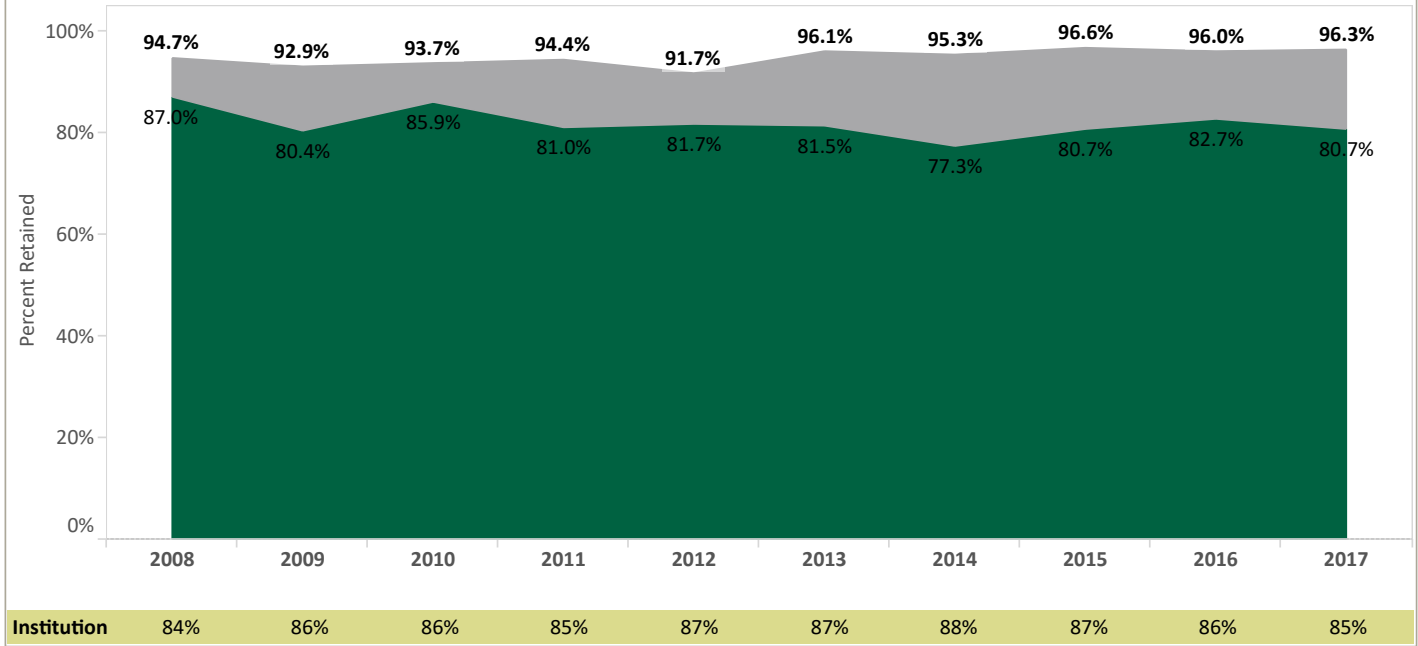
First Generation Status students self-reporting as parents' highest level of education being less than a bachelor's degree. *Data collection began Fall 2009.*

**Retention and Graduation for First-time Full-time Freshmen* (FTF)
with First-term Major in Clark Honors College
Retention to Second Year**

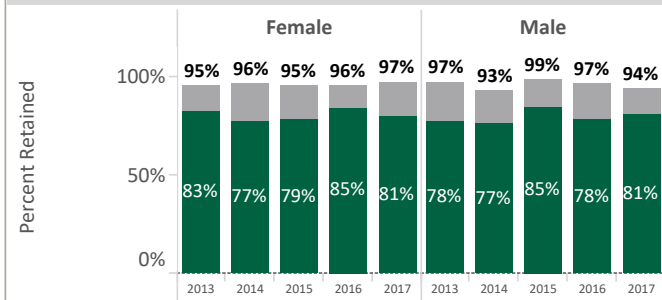
Outside School/College
In School/College

New FTF in CHC	2008	2009	2010	2011	2012	2013	2014	2015	2016	2017
	169	184	191	195	218	232	233	233	225	244

**Retained to Year 2
in/out of Clark Honors College**



**Cohorts Entering Fall 2013 to 2017 by Gender
Retention to Year 2 in/out of Clark Honors College**



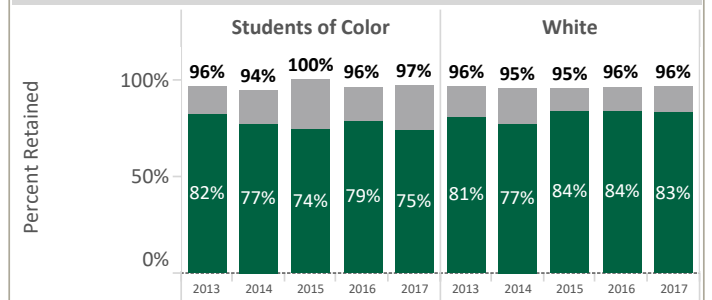
Retention to Year 2 (all cohorts pooled)

	Female	Male
In School/College	81%	80%
In University	96%	96%
Institution Overall	87%	86%

**Percent of FTF by Gender (all cohorts pooled)
Clark Honors College and UO Overall**

	Female	Male
In School/College	66%	34%
Institution Overall	56%	44%

**Cohorts Entering Fall 2013 to 2017 by Students of Color
Retention to Year 2 in/out of Clark Honors College**



Retention to Year 2 (all cohorts pooled)

	Students of Color	White	Nonresident Alien	Unknown
In School/College	77%	82%	67%	84%
In University	97%	96%	100%	97%
Institution Overall	84%	87%	91%	86%

**Percent of FTF by Students of Color (all cohorts pooled)
Clark Honors College and UO Overall**

	Students of Color	White	Nonresident Alien	Unknown
In School/College	23%	74%	1%	3%
Institution Overall	29%	61%	9%	1%

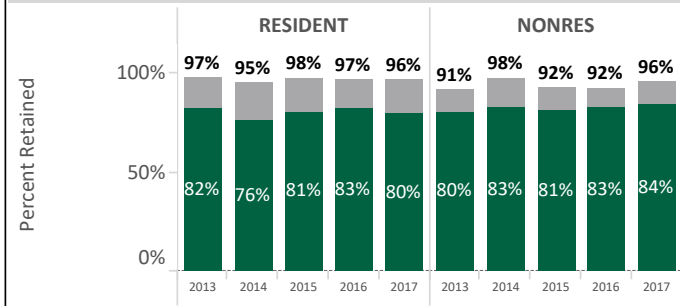
*Freshmen from high school enrolled in at least 12 credit hours at the end of the 4th week of their first Fall term.

Other than "Institution Overall," all data are based on students with a declared major within Clark Honors College in their first term.
Additional information provided on next page

**Retention and Graduation for First-time Full-time Freshmen* (FTF)
with First-term Major in Clark Honors College
Retention to Second Year**



**Cohorts Entering Fall 2013 to 2017 by Residency
Retention to Year 2 in/out of Clark Honors College**



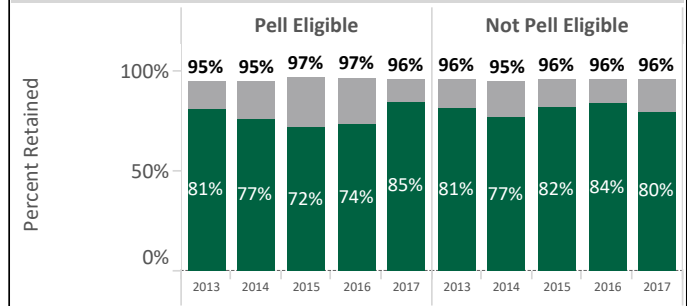
Retention to Year 2 (all cohorts pooled)

	RESIDENT	NONRES
In School/College	80%	82%
In University	97%	94%
Institution Overall	87%	86%

**Percent of FTF by Residency (all cohorts pooled)
Clark Honors College and UO Overall**

	RESIDENT	NONRES
In School/College	79%	21%
Institution Overall	49%	51%

**Cohorts Entering Fall 2013 to 2017 by Pell Status
Retention to Year 2 in/out of Clark Honors College**



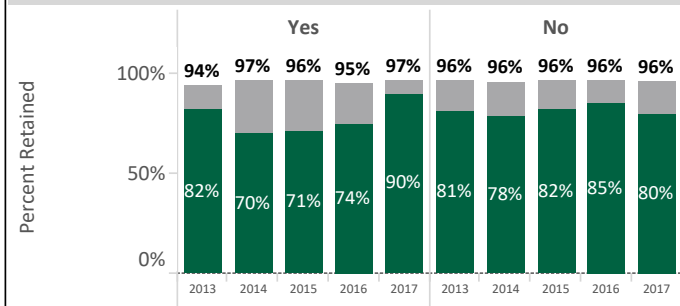
Retention to Year 2 (all cohorts pooled)

	Pell Eligible	Not Pell Eligible
In School/College	78%	81%
In University	96%	96%
Institution Overall	83%	88%

**Percent of FTF by Pell Status (all cohorts pooled)
Clark Honors College and UO Overall**

	Pell Eligible	Not Pell Eligible
In School/College	17%	83%
Institution Overall	25%	75%

**Cohorts Entering Fall 2013 to 2017 by First Generation Status
Retention to Year 2 in/out of Clark Honors College**



Retention to Year 2 (all cohorts pooled)

	Yes	No	Unknown
In School/College	78%	81%	79%
In University	96%	96%	96%
Institution Overall	81%	88%	88%

**Percent of FTF by First Generation Status (all cohorts pooled)
Clark Honors College and UO Overall**

	Yes	No	Unknown
In School/College	14%	79%	7%
Institution Overall	24%	60%	16%

**Cohorts Entering Fall 2013 to 2017
retained to year 2 but no longer in Clark Honors College**

N	181
Pct of Total	16%

In what School/College(s) were students majoring at start of year 2?

CAS Humanities major	11.0%
CAS Natural Sciences major	41.4%
CAS Social Sciences major	16.0%
CAS major TOTAL	63.5%
DSGN major	8.8%
Education major	3.9%
Journalism major	6.1%
LCB major	17.1%
Music & Dance major	3.9%
Undeclared major	7.2%

- May total to more than 100% since students may declare multiple majors.
- Student may have had major in prior term(s).
- "Undeclared major" includes the newly designated major "Exploring"

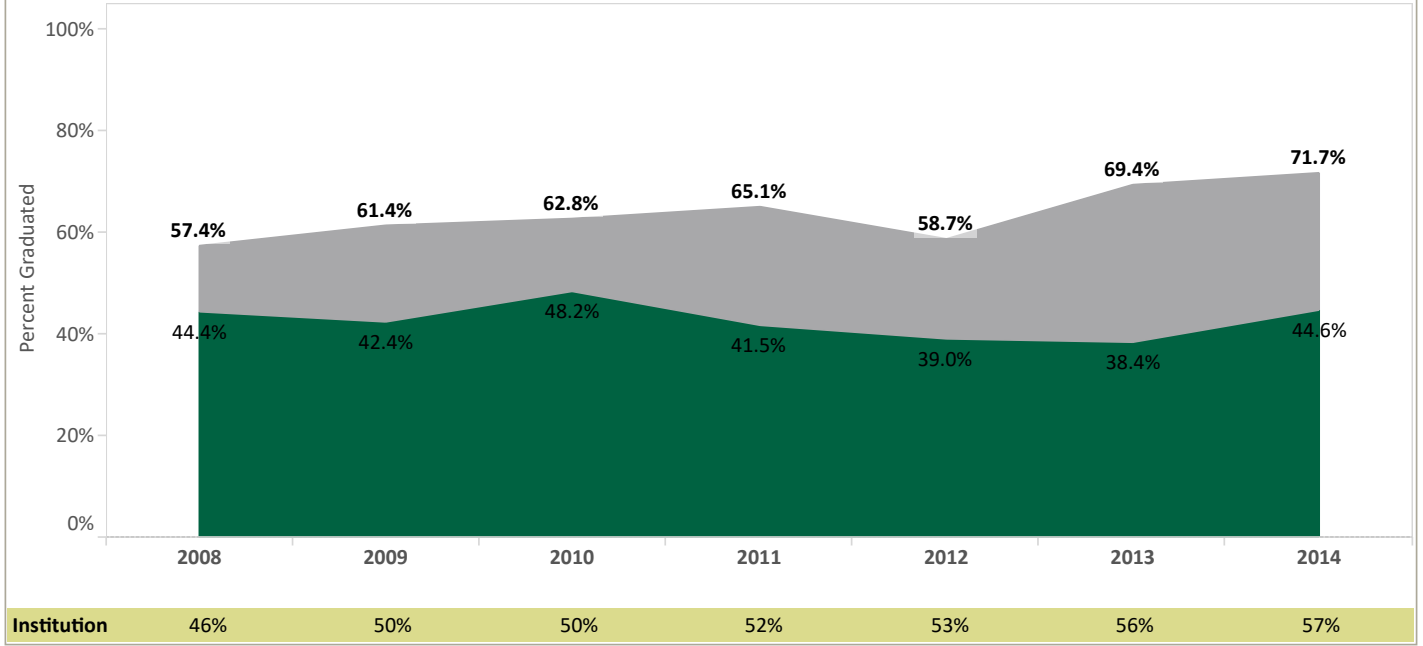
*Freshmen from high school enrolled in at least 12 credit hours at the end of the 4th week of their first Fall term.
Other than "Institution Overall," all data are based on students with a declared major within Clark Honors College in their first term.
Retention in School/College: students enrolled on day 1 of the second fall with a declared major in Clark Honors College
Retention outside School/College: students enrolled on day 1 of the second fall but without a declared major in Clark Honors College
Retention in University: students enrolled on day 1 of the second fall, regardless of declared major
Reporting may be suppressed for small populations

**Retention and Graduation for First-time Full-time Freshmen* (FTF)
with First-term Major in Clark Honors College
Graduation within Four Years**

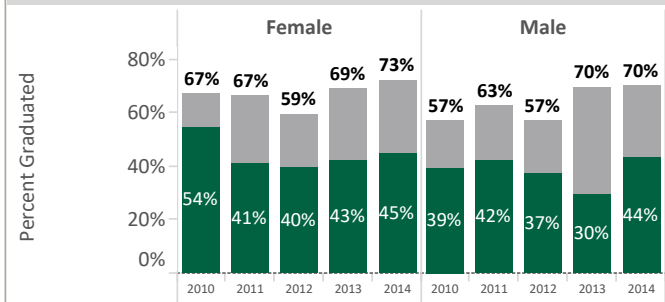
Outside School/College
In School/College

	2008	2009	2010	2011	2012	2013	2014
New FTF in CHC	169	184	191	195	218	232	233

**Graduated within 4 Years
in/out of Clark Honors College**



**Cohorts Entering Fall 2010 to 2014 by Gender
Graduated within 4 Years in/out of Clark Honors College**



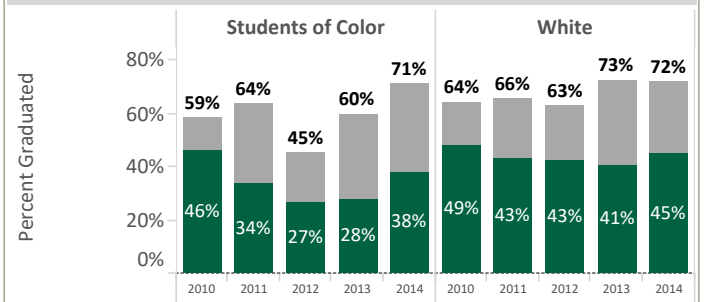
Graduated within 4 Years (all cohorts pooled)

	Female	Male
In School/College	44%	39%
In University	67%	64%
Institution Overall	59%	47%

**Percent of FTF by Gender (all cohorts pooled)
Clark Honors College and UO Overall**

	Female	Male
In School/College	63%	37%
Institution Overall	55%	45%

**Cohorts Entering Fall 2010 to 2014 by Students of Color
Graduated within 4 Years in/out of Clark Honors College**



Graduated within 4 Years (all cohorts pooled)

	Students of Color	White	Nonresident Alien	Unknown
In School/College	34%	44%	44%	69%
In University	60%	68%	44%	69%
Institution Overall	51%	56%	43%	47%

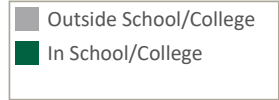
**Percent of FTF by Students of Color (all cohorts pooled)
Clark Honors College and UO Overall**

	Students of Color	White	Nonresident Alien	Unknown
In School/College	22%	76%	1%	1%
Institution Overall	25%	66%	9%	1%

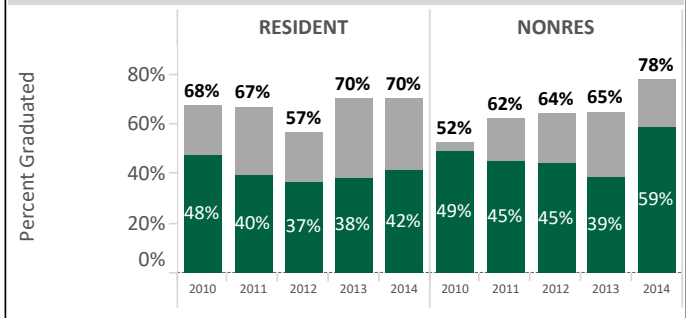
*Freshmen from high school enrolled in at least 12 credit hours at the end of the 4th week of their first Fall term.

Other than "Institution Overall," all data are based on students with a declared major within Clark Honors College in their first term.
Additional information provided on next page

**Retention and Graduation for First-time Full-time Freshmen* (FTF)
with First-term Major in Clark Honors College
Graduation within Four Years**



**Cohorts Entering Fall 2010 to 2014 by Residency
Graduated within 4 Years in/out of Clark Honors College**



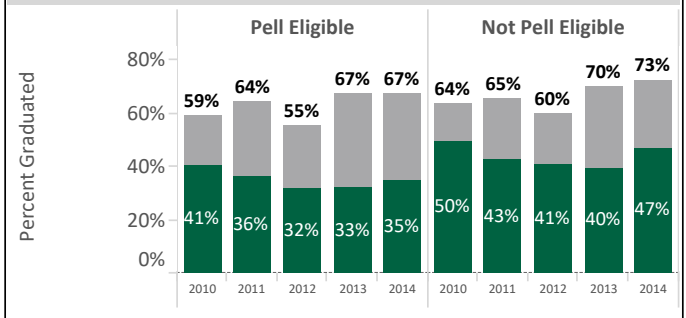
Graduated within 4 Years (all cohorts pooled)

	RESIDENT	NONRES
In School/College	41%	47%
In University	67%	63%
Institution Overall	53%	55%

**Percent of FTF by Residency (all cohorts pooled)
Clark Honors College and UO Overall**

	RESIDENT	NONRES
In School/College	74%	26%
Institution Overall	51%	49%

**Cohorts Entering Fall 2010 to 2014 by Pell Status
Graduated within 4 Years in/out of Clark Honors College**



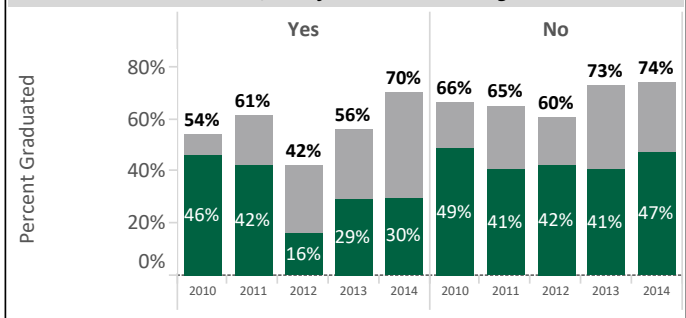
Graduated within 4 Years (all cohorts pooled)

	Pell Eligible	Not Pell Eligible
In School/College	35%	44%
In University	63%	66%
Institution Overall	47%	56%

**Percent of FTF by Pell Status (all cohorts pooled)
Clark Honors College and UO Overall**

	Pell Eligible	Not Pell Eligible
In School/College	19%	81%
Institution Overall	24%	76%

**Cohorts Entering Fall 2010 to 2014 by First Generation Status
Graduated within 4 Years in/out of Clark Honors College**



Graduated within 4 Years (all cohorts pooled)

	Yes	No	Unknown
In School/College	32%	44%	41%
In University	57%	68%	59%
Institution Overall	47%	58%	45%

**Percent of FTF by First Generation Status (all cohorts pooled)
Clark Honors College and UO Overall**

	Yes	No	Unknown
In School/College	14%	80%	6%
Institution Overall	24%	62%	15%

**Cohorts Entering Fall 2010 to 2014
Graduated within 4 Years but not in Clark Honors College**

N	252
Pct of Total	24%

In what School/College(s) did students graduate?

CAS Humanities graduate	16.3%
CAS Natural Sciences graduate	40.5%
CAS Social Sciences graduate	20.6%
CAS graduate TOTAL	71.0%
DSGN graduate	2.8%
Education graduate	4.8%
Journalism graduate	12.3%
LCB graduate	15.5%
Music & Dance graduate	2.0%

- May total to more than 100% since students may declare multiple majors.
- Student may have had major in prior term(s).

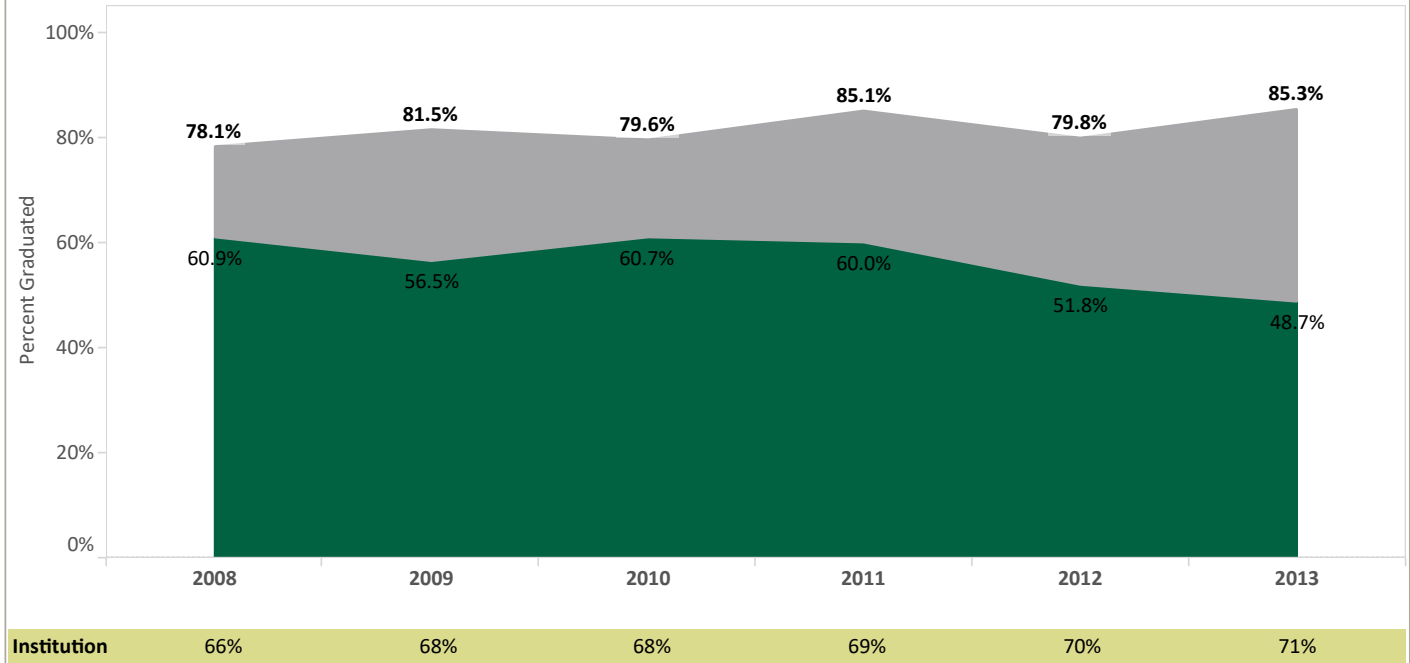
*Freshmen from high school enrolled in at least 12 credit hours at the end of the 4th week of their first Fall term.
Other than "Institution Overall," all data are based on students with a declared major within Clark Honors College in their first term.
Students must earn the degree within four calendar years of matriculating, i.e. by the end of the fourth summer
Graduation in School/College: students awarded a degree with a major in Clark Honors College
Graduation outside School/College: students awarded a degree without a major in Clark Honors College
Graduation in Institution: students awarded a degree by the university, regardless of major
Reporting may be suppressed for small populations

**Retention and Graduation for First-time Full-time Freshmen* (FTF)
with First-term Major in Clark Honors College
Graduation within Five Years**

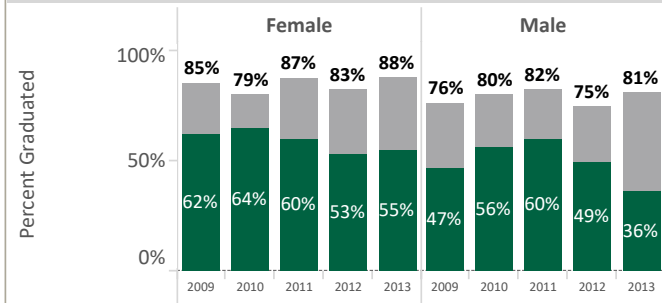
Outside School/College
In School/College

	2008	2009	2010	2011	2012	2013
New FTF in CHC	169	184	191	195	218	232

**Graduated within 5 Years
in/out of Clark Honors College**



**Cohorts Entering Fall 2009 to 2013 by Gender
Graduated within 5 Years in/out of Clark Honors College**



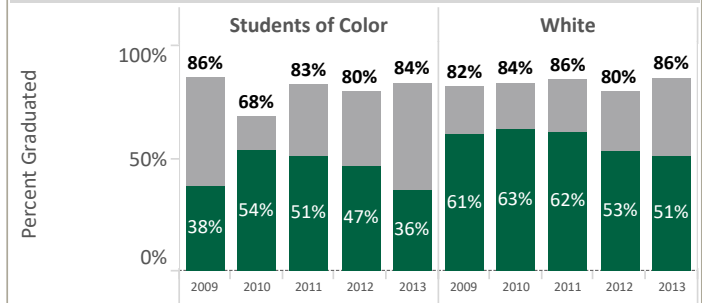
Graduated within 5 Years (all cohorts pooled)

	Female	Male
In School/College	58%	50%
In University	85%	79%
Institution Overall	72%	66%

**Percent of FTF by Gender (all cohorts pooled)
Clark Honors College and UO Overall**

	Female	Male
In School/College	63%	37%
Institution Overall	55%	45%

**Cohorts Entering Fall 2009 to 2013 by Students of Color
Graduated within 5 Years in/out of Clark Honors College**



Graduated within 5 Years (all cohorts pooled)

	Students of Color	White	Nonresident Alien	Unknown
In School/College	45%	58%	86%	55%
In University	80%	83%	86%	68%
Institution Overall	67%	70%	68%	67%

**Percent of FTF by Students of Color (all cohorts pooled)
Clark Honors College and UO Overall**

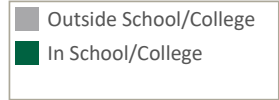
	Students of Color	White	Nonresident Alien	Unknown
In School/College	21%	76%	1%	2%
Institution Overall	23%	69%	7%	1%

*Freshmen from high school enrolled in at least 12 credit hours at the end of the 4th week of their first Fall term.

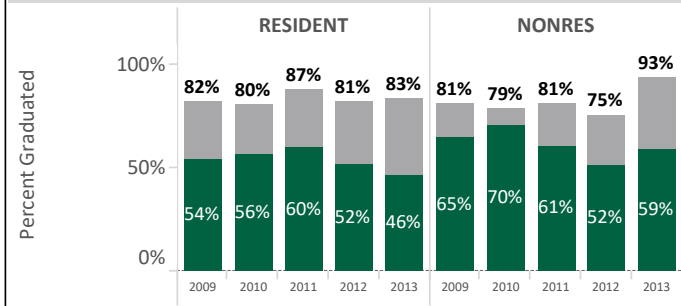
Other than "Institution Overall," all data are based on students with a declared major within Clark Honors College in their first term.

Additional information provided on next page

**Retention and Graduation for First-time Full-time Freshmen* (FTF)
with First-term Major in Clark Honors College
Graduation within Five Years**



**Cohorts Entering Fall 2009 to 2013 by Residency
Graduated within 5 Years in/out of Clark Honors College**



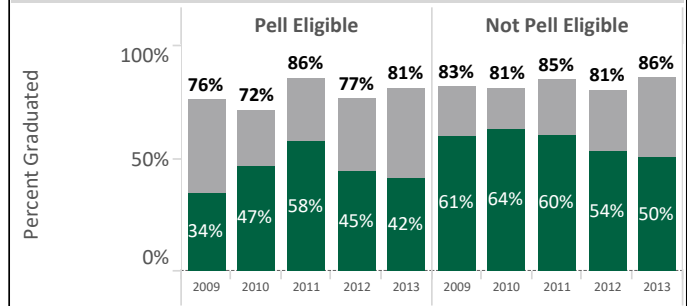
Graduated within 5 Years (all cohorts pooled)

	RESIDENT	NONRES
In School/College	53%	61%
In University	83%	81%
Institution Overall	68%	71%

**Percent of FTF by Residency (all cohorts pooled)
Clark Honors College and UO Overall**

	RESIDENT	NONRES
In School/College	73%	27%
Institution Overall	52%	48%

**Cohorts Entering Fall 2009 to 2013 by Pell Status
Graduated within 5 Years in/out of Clark Honors College**



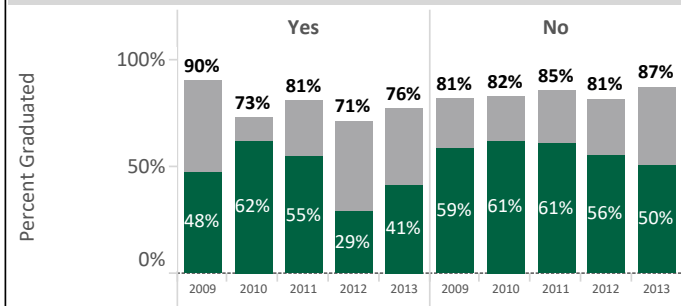
Graduated within 5 Years (all cohorts pooled)

	Pell Eligible	Not Pell Eligible
In School/College	45%	57%
In University	79%	83%
Institution Overall	63%	71%

**Percent of FTF by Pell Status (all cohorts pooled)
Clark Honors College and UO Overall**

	Pell Eligible	Not Pell Eligible
In School/College	18%	82%
Institution Overall	23%	77%

**Cohorts Entering Fall 2009 to 2013 by First Generation Status
Graduated within 5 Years in/out of Clark Honors College**



Graduated within 5 Years (all cohorts pooled)

	Yes	No	Unknown
In School/College	46%	57%	52%
In University	78%	84%	78%
Institution Overall	62%	73%	66%

**Percent of FTF by First Generation Status (all cohorts pooled)
Clark Honors College and UO Overall**

	Yes	No	Unknown
In School/College	14%	79%	7%
Institution Overall	24%	61%	15%

**Cohorts Entering Fall 2009 to 2013
Graduated within 5 Years but not in Clark Honors College**

N	277
Pct of Total	27%

In what School/College(s) did students graduate?

CAS Humanities graduate	17.7%
CAS Natural Sciences graduate	38.3%
CAS Social Sciences graduate	19.5%
CAS graduate TOTAL	69.0%
DSGN graduate	6.9%
Education graduate	3.6%
Journalism graduate	11.6%
LCB graduate	14.4%
Music & Dance graduate	2.9%

- May total to more than 100% since students may declare multiple majors.
- Student may have had major in prior term(s).

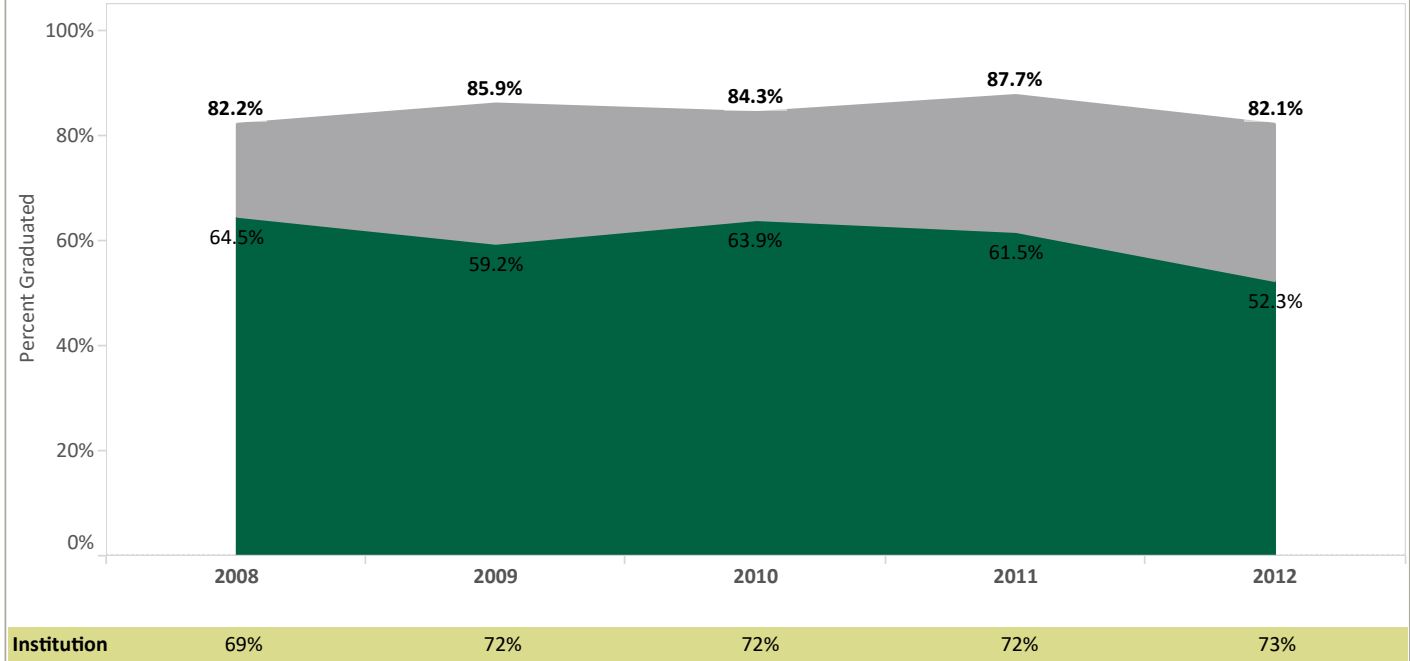
*Freshmen from high school enrolled in at least 12 credit hours at the end of the 4th week of their first Fall term.
Other than "Institution Overall," all data are based on students with a declared major within Clark Honors College in their first term.
Students must earn the degree within five calendar years of matriculating, i.e. by the end of the fifth summer
Graduation in School/College: students awarded a degree with a major in Clark Honors College
Graduation outside School/College: students awarded a degree without a major in Clark Honors College
Graduation in Institution: students awarded a degree by the university, regardless of major
Reporting may be suppressed for small populations

**Retention and Graduation for First-time Full-time Freshmen* (FTF)
with First-term Major in Clark Honors College
Graduation within Six Years**

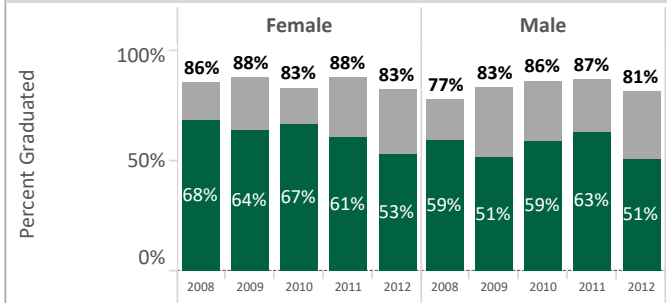
Outside School/College
In School/College

	2008	2009	2010	2011	2012
New FTF in CHC	169	184	191	195	218

**Graduated within 6 Years
in/out of Clark Honors College**



**Cohorts Entering Fall 2008 to 2012 by Gender
Graduated within 6 Years in/out of Clark Honors College**



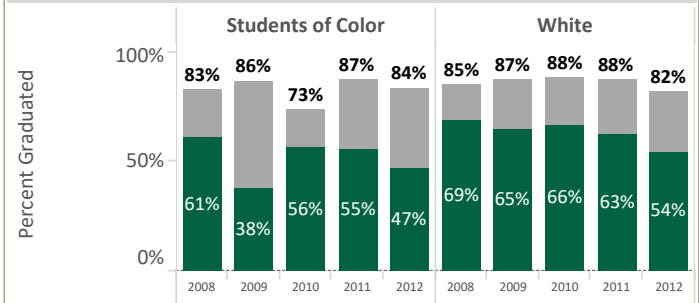
Graduated within 6 Years (all cohorts pooled)

	Female	Male
In School/College	62%	57%
In University	85%	83%
Institution Overall	73%	69%

**Percent of FTF by Gender (all cohorts pooled)
Clark Honors College and UO Overall**

	Female	Male
In School/College	61%	39%
Institution Overall	54%	46%

**Cohorts Entering Fall 2008 to 2012 by Students of Color
Graduated within 6 Years in/out of Clark Honors College**



Graduated within 6 Years (all cohorts pooled)

	Students of Color	White	Nonresident Alien	Unknown
In School/College	51%	63%	71%	40%
In University	83%	86%	71%	67%
Institution Overall	70%	72%	70%	71%

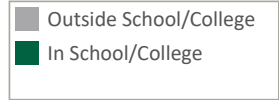
**Percent of FTF by Students of Color (all cohorts pooled)
Clark Honors College and UO Overall**

	Students of Color	White	Nonresident Alien	Unknown
In School/College	20%	76%	1%	3%
Institution Overall	21%	72%	6%	2%

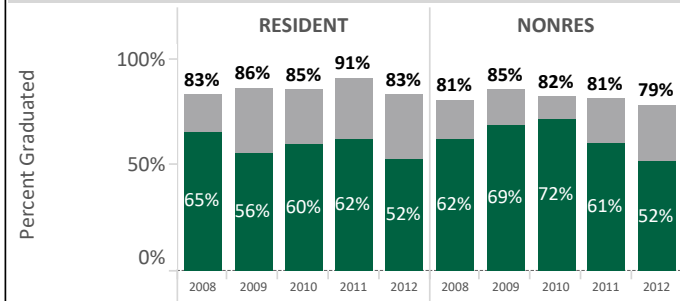
*Freshmen from high school enrolled in at least 12 credit hours at the end of the 4th week of their first Fall term.

Other than "Institution Overall," all data are based on students with a declared major within Clark Honors College in their first term.

**Retention and Graduation for First-time Full-time Freshmen* (FTF)
with First-term Major in Clark Honors College
Graduation within Six Years**



**Cohorts Entering Fall 2008 to 2012 by Residency
Graduated within 6 Years in/out of Clark Honors College**



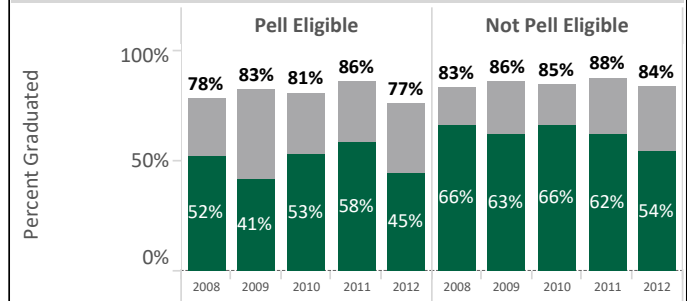
Graduated within 6 Years (all cohorts pooled)

	RESIDENT	NONRES
In School/College	59%	63%
In University	86%	82%
Institution Overall	71%	73%

**Percent of FTF by Residency (all cohorts pooled)
Clark Honors College and UO Overall**

	RESIDENT	NONRES
In School/College	71%	29%
Institution Overall	54%	46%

**Cohorts Entering Fall 2008 to 2012 by Pell Status
Graduated within 6 Years in/out of Clark Honors College**



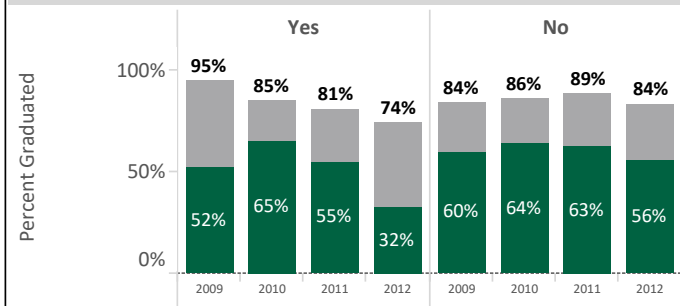
Graduated within 6 Years (all cohorts pooled)

	Pell Eligible	Not Pell Eligible
In School/College	50%	62%
In University	81%	85%
Institution Overall	66%	73%

**Percent of FTF by Pell Status (all cohorts pooled)
Clark Honors College and UO Overall**

	Pell Eligible	Not Pell Eligible
In School/College	17%	83%
Institution Overall	21%	79%

**Cohorts Entering Fall 2008 to 2012 by First Generation Status
Graduated within 6 Years in/out of Clark Honors College**



Graduated within 6 Years (all cohorts pooled)

	Yes	No	Unknown
In School/College	50%	60%	63%
In University	83%	85%	83%
Institution Overall	65%	75%	69%

**Percent of FTF by First Generation Status (all cohorts pooled)
Clark Honors College and UO Overall**

	Yes	No	Unknown
In School/College	11%	65%	23%
Institution Overall	19%	49%	33%

**Cohorts Entering Fall 2008 to 2012
Graduated within 6 Years but not in Clark Honors College**

N	234
Pct of Total	24%

In what School/College(s) did students graduate?

CAS Humanities graduate	22.6%
CAS Natural Sciences graduate	36.8%
CAS Social Sciences graduate	20.5%
CAS graduate TOTAL	72.2%
DSGN graduate	6.8%
Education graduate	3.4%
Journalism graduate	10.7%
LCB graduate	12.8%
Music & Dance graduate	2.6%

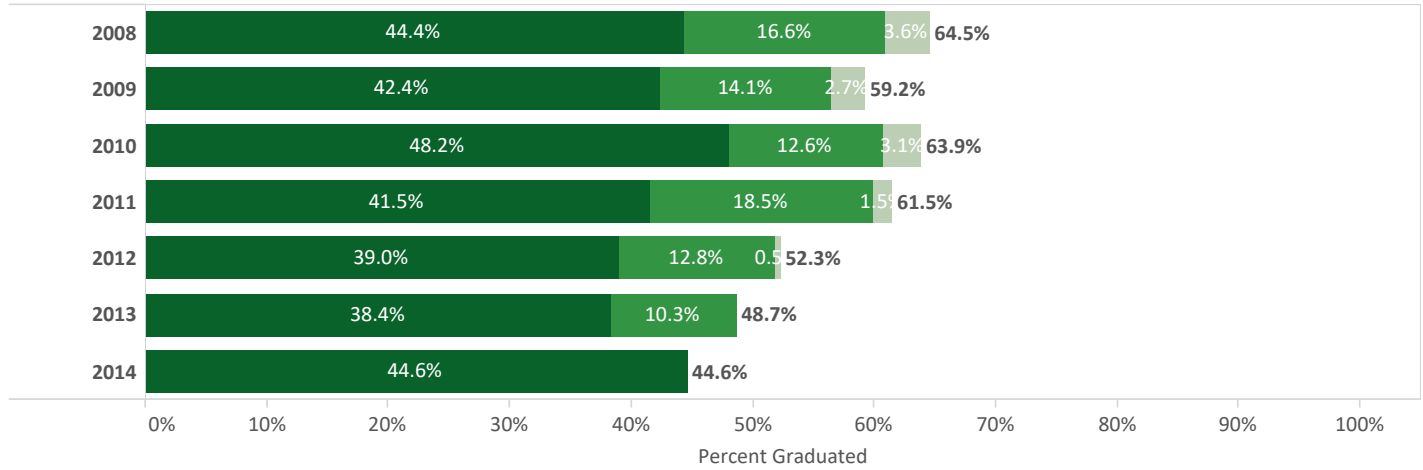
- May total to more than 100% since students may declare multiple majors.
- Student may have had major in prior term(s).

*Freshmen from high school enrolled in at least 12 credit hours at the end of the 4th week of their first Fall term.
Other than "Institution Overall," all data are based on students with a declared major within Clark Honors College in their first term.
Students must earn the degree within six calendar years of matriculating, i.e. by the end of the sixth summer
Graduation in School/College: students awarded a degree with a major in Clark Honors College
Graduation outside School/College: students awarded a degree without a major in Clark Honors College
Graduation in Institution: students awarded a degree by the university, regardless of major
Reporting may be suppressed for small populations

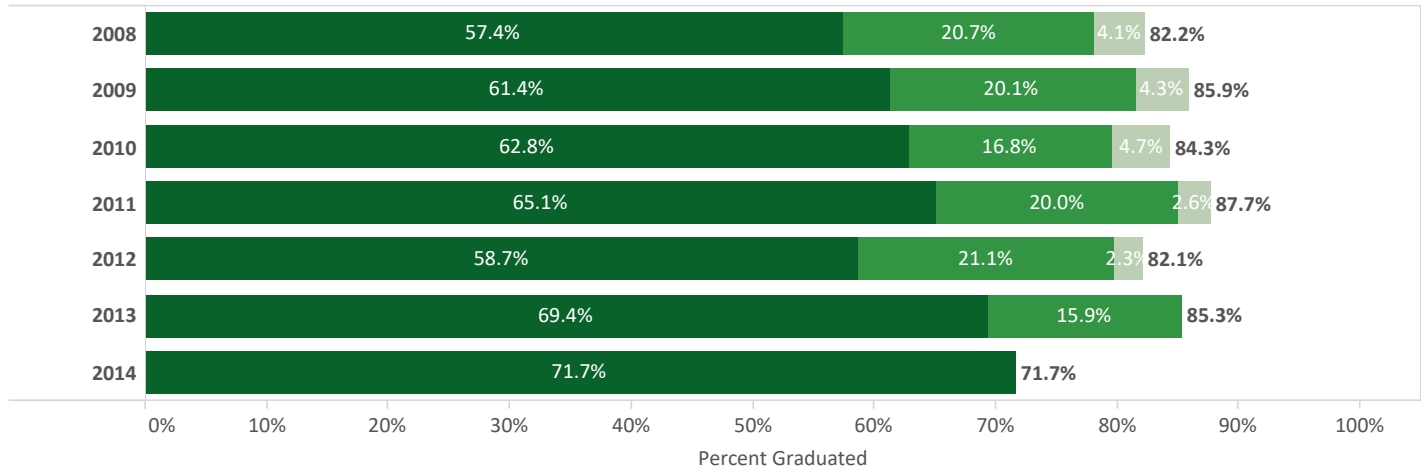
**Retention and Graduation for First-time Full-time Freshmen* (FTF)
with First-term Major in Clark Honors College
Graduation at Four, Five, and Six Years**



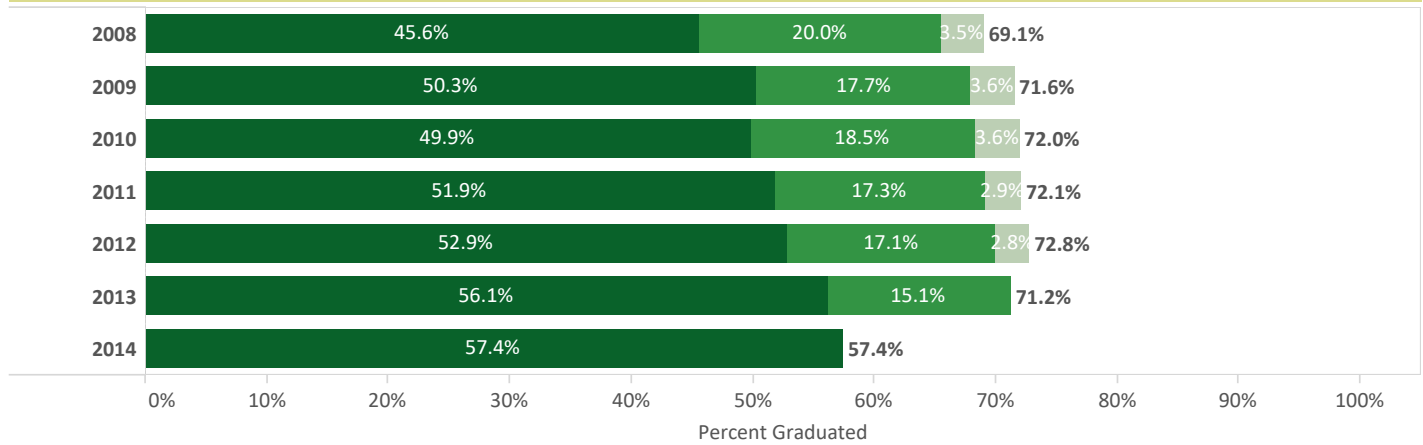
Graduating in Clark Honors College



Graduating in Institution



**Graduation in 4, 5, and 6 years for all First-time Full-time Freshmen* (FTF)
Institution Overall**



*Freshmen from high school enrolled in at least 12 credit hours at the end of the 4th week of their first Fall term.
Other than "Institution Overall," all data are based on students with a declared major within Clark Honors College in their first term.
Graduating in School/College: students awarded a degree with a major in Clark Honors College
Graduating in Institution: students awarded a degree by the university, regardless of major
Reporting may be suppressed for small populations

**Retention and Graduation for First-time Full-time Freshmen* (FTF)
with First-term Major in Clark Honors College
Retention & Graduation Outcomes**

Retained/Graduated in Clark Honors College

Cohort	N	Return IN 2nd Fall	Return IN 3rd F..	Return IN 4th Fall	Grad IN w/in 4Y	Return IN 5th Fall	Grad IN w/in 5Y	Return IN 6th Fall	Grad IN w/in 6Y	Return IN 7th Fall	Grad IN w/in 7Y	Return IN 8th Fall	Grad IN w/in 8Y
Fall 2008	169	87.0%	76.3%	71.0%	44.4%	20.1%	60.9%	3.0%	64.5%	0.6%	65.7%	0.6%	66.3%
Fall 2009	184	80.4%	69.6%	65.2%	42.4%	14.7%	56.5%	0.5%	59.2%		59.2%	0.5%	59.2%
Fall 2010	191	85.9%	72.3%	69.1%	48.2%	14.1%	60.7%	1.0%	63.9%	0.5%	64.9%		64.9%
Fall 2011	195	81.0%	72.8%	64.6%	41.5%	14.9%	60.0%	0.5%	61.5%	0.5%	61.5%	0.5%	
Fall 2012	218	81.7%	68.3%	61.9%	39.0%	10.6%	51.8%	1.4%	52.3%				
Fall 2013	232	81.5%	66.4%	57.8%	38.4%	10.8%	48.7%	0.9%					
Fall 2014	233	77.3%	67.4%	58.4%	44.6%	7.7%							
Fall 2015	233	80.7%	67.8%	60.9%									
Fall 2016	225	82.7%	69.8%										
Fall 2017	244	80.7%											

Retained/Graduated in Institution

Cohort	N	Return 2nd Fall	Return 3rd Fall	Return 4th Fall	Grad w/in 4Y	Return 5th Fall	Grad w/in 5Y	Return 6th Fall	Grad w/in 6Y	Return 7th Fall	Grad w/in 7Y	Return 8th Fall	Grad w/in 8Y
Fall 2008	169	94.7%	87.6%	85.8%	57.4%	22.5%	78.1%	3.6%	82.2%	0.6%	85.2%	0.6%	85.8%
Fall 2009	184	92.9%	87.0%	86.4%	61.4%	20.7%	81.5%	2.2%	85.9%	1.1%	87.5%	1.1%	88.0%
Fall 2010	191	93.7%	85.9%	85.3%	62.8%	18.3%	79.6%	2.6%	84.3%	1.0%	86.9%	0.5%	86.9%
Fall 2011	195	94.4%	90.3%	83.6%	65.1%	16.9%	85.1%	1.5%	87.7%	1.0%	88.7%	0.5%	
Fall 2012	218	91.7%	84.9%	83.5%	58.7%	17.0%	79.8%	1.4%	82.1%	0.0%			
Fall 2013	232	96.1%	94.0%	90.5%	69.4%	17.2%	85.3%	3.4%					
Fall 2014	233	95.3%	91.8%	84.1%	71.7%	12.4%							
Fall 2015	233	96.6%	91.0%	86.3%									
Fall 2016	225	96.0%	93.3%										
Fall 2017	244	96.3%											

Retention and Graduation for all First-time Full-time Freshmen* (FTF)

Institution Overall

Cohort	N	Return 2nd Fall	Return 3rd Fall	Return 4th Fall	Grad w/in 4Y	Return 5th Fall	Grad w/in 5Y	Return 6th Fall	Grad w/in 6Y	Return 7th Fall	Grad w/in 7Y	Return 8th Fall	Grad w/in 8Y
Fall 2008	4,137	83.6%	76.1%	72.8%	45.6%	23.7%	65.6%	3.9%	69.1%	1.3%	70.3%	0.7%	71.0%
Fall 2009	3,724	86.0%	78.3%	74.2%	50.3%	21.9%	68.0%	3.9%	71.6%	1.6%	72.8%	0.8%	73.2%
Fall 2010	3,845	86.4%	77.9%	74.8%	49.9%	22.6%	68.4%	4.6%	72.0%	1.5%	73.4%	0.6%	74.0%
Fall 2011	4,021	85.0%	78.2%	73.1%	51.9%	21.0%	69.2%	3.3%	72.1%	1.1%	73.0%	0.5%	
Fall 2012	3,943	86.8%	78.8%	75.0%	52.9%	19.9%	70.0%	3.3%	72.8%	1.3%			
Fall 2013	3,913	87.2%	80.4%	75.1%	56.1%	18.1%	71.2%	3.0%					
Fall 2014	3,895	87.5%	80.4%	75.1%	57.4%	16.6%							
Fall 2015	4,047	86.9%	79.7%	74.1%									
Fall 2016	3,942	86.1%	78.9%										
Fall 2017	3,863	85.2%											

*Freshmen from high school enrolled in at least 12 credit hours at the end of the 4th week of their first Fall term.

Other than "Institution Overall," all data are based on students with a declared major within Clark Honors College in their first term.

Graduating in School/College: students awarded a degree *with a major in Clark Honors College*

Graduating in Institution: students awarded a degree by the university, *regardless of major*

Reporting may be suppressed for small populations