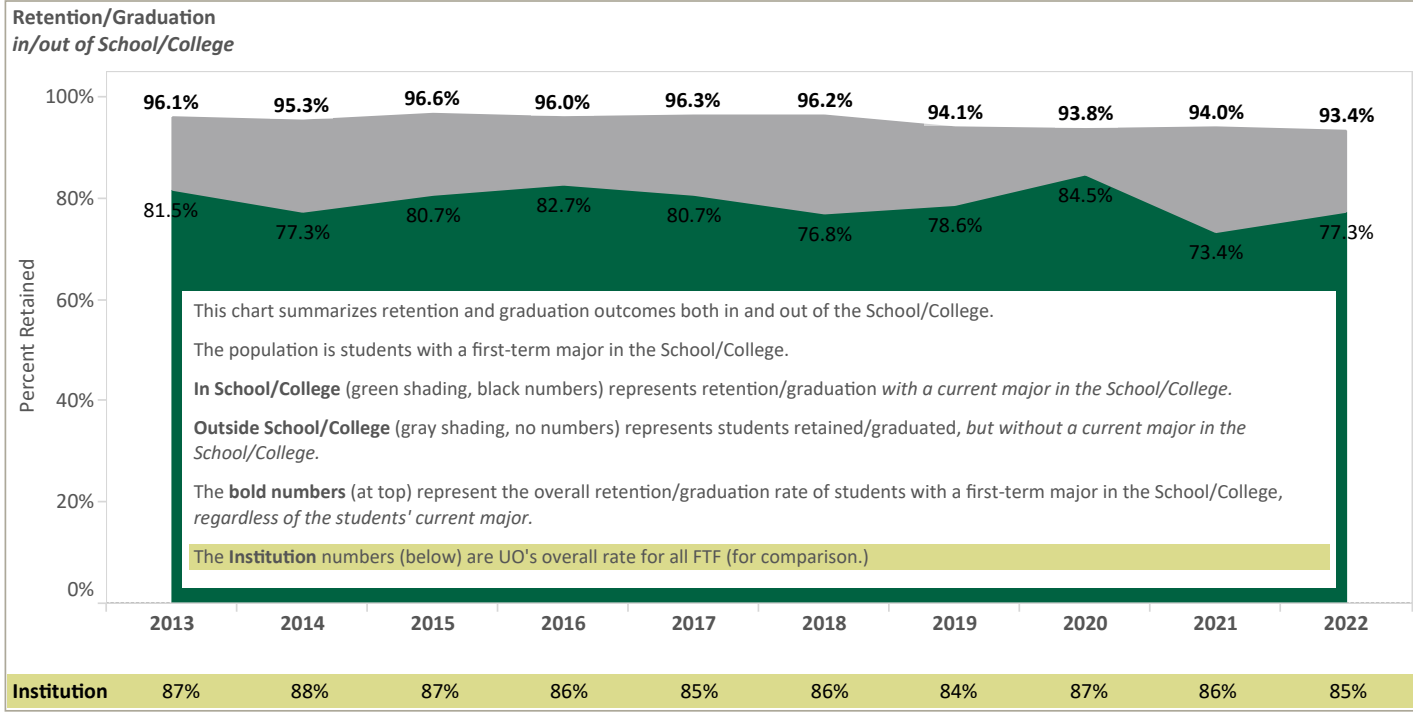


# Retention and Graduation for First-time Full-time Students\* (FTF) by School/College

## HOW TO READ & INTERPRET THIS REPORT

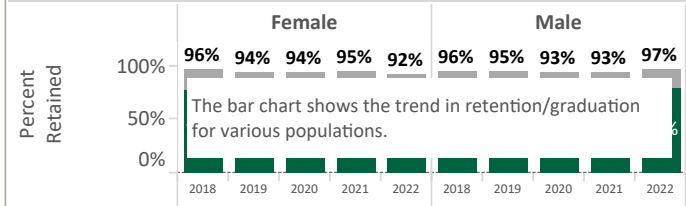
Outside School/College
In School/College

**New FTF in** This table summarizes how many of the students in the first-time, full-time cohort had a declared major in the selected School/College in the term in which they matriculated



Each box provides retention/graduation for various populations, including gender, race/ethnicity (grouped), residency, Pell eligible and first generation status.

**Cohorts Entering Fall to Fall by Characteristic**  
**Retention/Graduation in/out of School/College**



**Retention/Graduation (all cohorts pooled)**  
This table reports the pooled retention or graduation rate for:  
- students with a first-term major in the School/College, retained or graduated with a current major **In School/College**  
- students with a first-term major in the School/College, retained or graduated **In University** regardless of current major  
- the retention/graduation rate for the **Institution Overall** (for comparison)

**Percent of FTF by Characteristic (all cohorts pooled)**  
**School/College and UO Overall**  
This table provides information on how the population is represented among  
- FTF **In School/College** and  
- FTF in the **Institution Overall** (for comparison)

**Questions to Ask**  
- is there a trend in the retention/graduation rate for each population?  
- does the trend differ for the two populations?  
- do outcomes for the entering cohort of the School/College differ from institutional outcomes overall?  
- do the demographics of the entering cohort of the School/College differ substantially from the cohort overall?

**Cohorts Entering Fall to Fall**  
**retained/graduated but no longer in School/College**

This table provides information on the disposition of students who remain at the university but are no longer in the School/College.

**Definitions**

**First-time Full-time (FTF) Students** are those from high school enrolled in at least 12 credit hours at the end of the 4th week of their first Fall term. **Other than "Institution Overall," all data are based on students with a declared major within the School/College in their first term.**

**Retention** students enrolled as of first day of Fall term, as measured at fourth-week census.

**Graduation** students awarded a degree before or during summer term of the specified year.

**Gender and Residency** as reported in first enrolled term on census date.

**Students of Color** includes Asian, Black/African American, Hispanic/Latino, Native American/Alaska Native, Native Hawaiian/Pacific Islander, and Two or More Races. As reported in first enrolled term on census date; however, students enrolling prior to federal changes in race/ethnicity reporting (Fall 2010) have been mapped to new categories.

**Pell Eligible** students offered Pell Grant in first year.

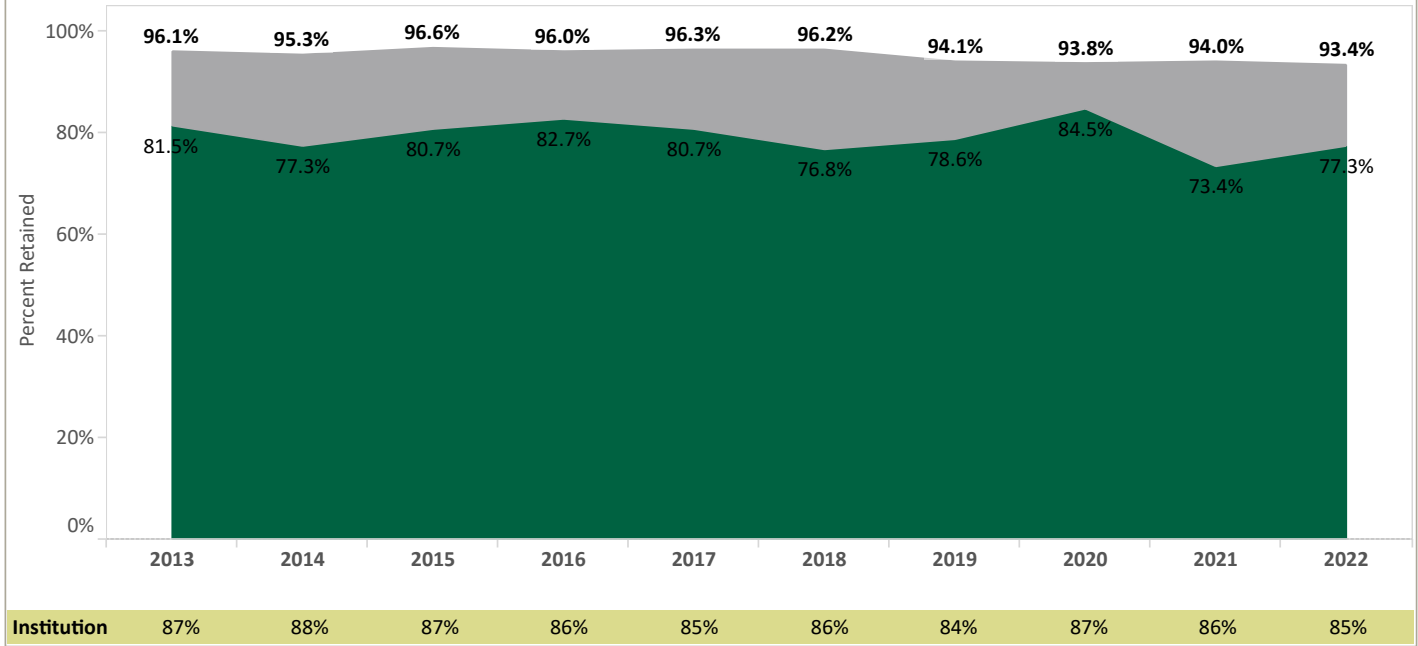
**First Generation Status** students self-reporting as parents' highest level of education being less than a bachelor's degree. *Data collection began Fall 2009.*

**Retention and Graduation for First-time Full-time Students\* (FTF)  
with First-term Major in Clark Honors College  
Retention to Second Year**

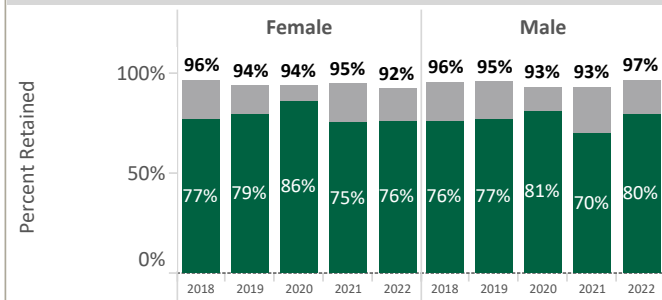
Outside School/College
In School/College

	2013	2014	2015	2016	2017	2018	2019	2020	2021	2022
New FTF in CHC	232	233	233	225	244	289	370	368	402	379

**Retained to Year 2  
in/out of Clark Honors College**



**Cohorts Entering Fall 2018 to 2022 by Gender  
Retention to Year 2 in/out of Clark Honors College**



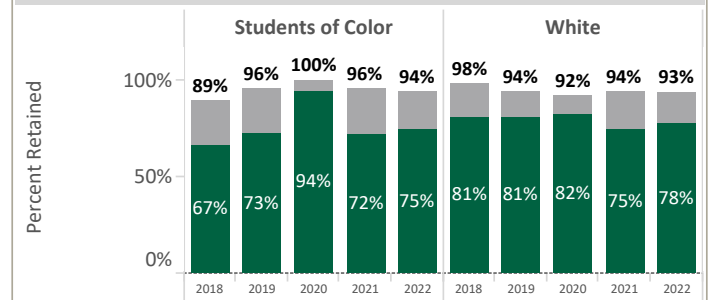
**Retention to Year 2 (all cohorts pooled)**

	Female	Male
In School/College	79%	77%
In University	94%	95%
<b>Institution Overall</b>	<b>86%</b>	<b>85%</b>

**Percent of FTF by Gender (all cohorts pooled)  
Clark Honors College and UO Overall**

	Female	Male
In School/College	68%	32%
<b>Institution Overall</b>	<b>57%</b>	<b>43%</b>

**Cohorts Entering Fall 2018 to 2022 by Students of Color  
Retention to Year 2 in/out of Clark Honors College**



**Retention to Year 2 (all cohorts pooled)**

	Students of Color	White	Nonresident Alien	Unknown
In School/College	76%	79%	67%	70%
In University	95%	94%	89%	89%
<b>Institution Overall</b>	<b>84%</b>	<b>87%</b>	<b>86%</b>	<b>85%</b>

**Percent of FTF by Students of Color (all cohorts pooled)  
Clark Honors College and UO Overall**

	Students of Color	White	Nonresident Alien	Unknown
In School/College	25%	72%	0%	3%
<b>Institution Overall</b>	<b>35%</b>	<b>61%</b>	<b>2%</b>	<b>2%</b>

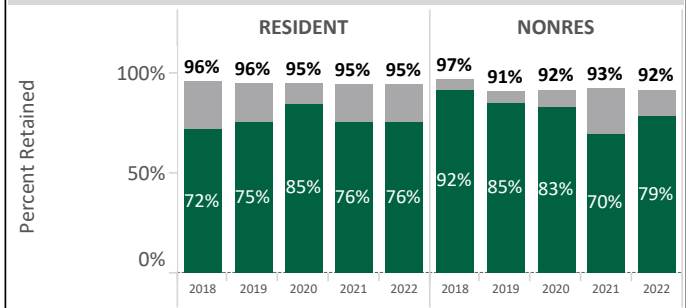
\*First-time Students from high school enrolled in at least 12 credit hours at the end of the 4th week of their first Fall term.

Other than "Institution Overall," all data are based on students with a declared major within Clark Honors College in their first term.

**Retention and Graduation for First-time Full-time Students\* (FTF)  
with First-term Major in Clark Honors College  
Retention to Second Year**



**Cohorts Entering Fall 2018 to 2022 by Residency  
Retention to Year 2 in/out of Clark Honors College**



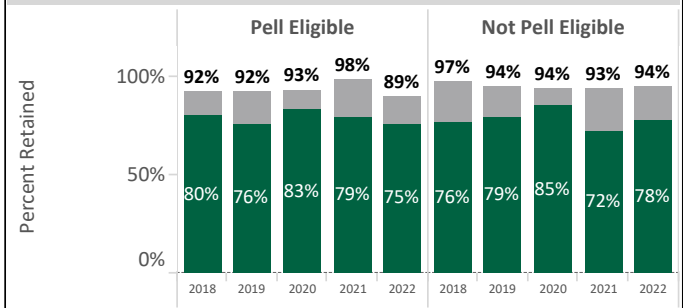
**Retention to Year 2 (all cohorts pooled)**

	RESIDENT	NONRES
In School/College	77%	80%
In University	95%	92%
<b>Institution Overall</b>	<b>88%</b>	<b>84%</b>

**Percent of FTF by Residency (all cohorts pooled)  
Clark Honors College and UO Overall**

	RESIDENT	NONRES
In School/College	63%	37%
<b>Institution Overall</b>	<b>48%</b>	<b>52%</b>

**Cohorts Entering Fall 2018 to 2022 by Pell Status  
Retention to Year 2 in/out of Clark Honors College**



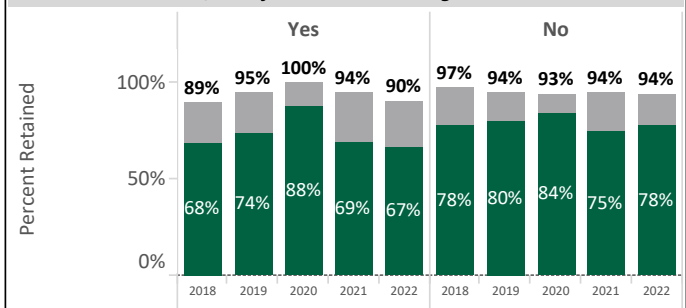
**Retention to Year 2 (all cohorts pooled)**

	Pell Eligible	Not Pell Eligible
In School/College	78%	78%
In University	93%	94%
<b>Institution Overall</b>	<b>81%</b>	<b>87%</b>

**Percent of FTF by Pell Status (all cohorts pooled)  
Clark Honors College and UO Overall**

	Pell Eligible	Not Pell Eligible
In School/College	15%	85%
<b>Institution Overall</b>	<b>24%</b>	<b>76%</b>

**Cohorts Entering Fall 2018 to 2022 by First Generation Status  
Retention to Year 2 in/out of Clark Honors College**



**Retention to Year 2 (all cohorts pooled)**

	Yes	No	Unknown
In School/College	73%	79%	61%
In University	94%	94%	86%
<b>Institution Overall</b>	<b>81%</b>	<b>87%</b>	<b>81%</b>

**Percent of FTF by First Generation Status (all cohorts pooled)  
Clark Honors College and UO Overall**

	Yes	No	Unknown
In School/College	10%	89%	2%
<b>Institution Overall</b>	<b>23%</b>	<b>74%</b>	<b>3%</b>

**Cohorts Entering Fall 2018 to 2022  
retained to year 2 but no longer in Clark Honors College**

N	291
Pct of Total	16%

**In what School/College(s) were students majoring at start of year 2?**

CAS Humanities major	8.2%
CAS Natural Sciences major	43.6%
CAS Social Sciences major	20.6%
<b>CAS major TOTAL</b>	<b>67.7%</b>
DSGN major	5.5%
Education major	3.4%
Journalism major	5.8%
LCB major	17.5%
Music & Dance major	3.1%
Undeclared major	0.0%

- May total to more than 100% since students may declare multiple majors.  
- Student may have had major in prior term(s).  
- "Undeclared major" includes the newly designated major "Exploring"

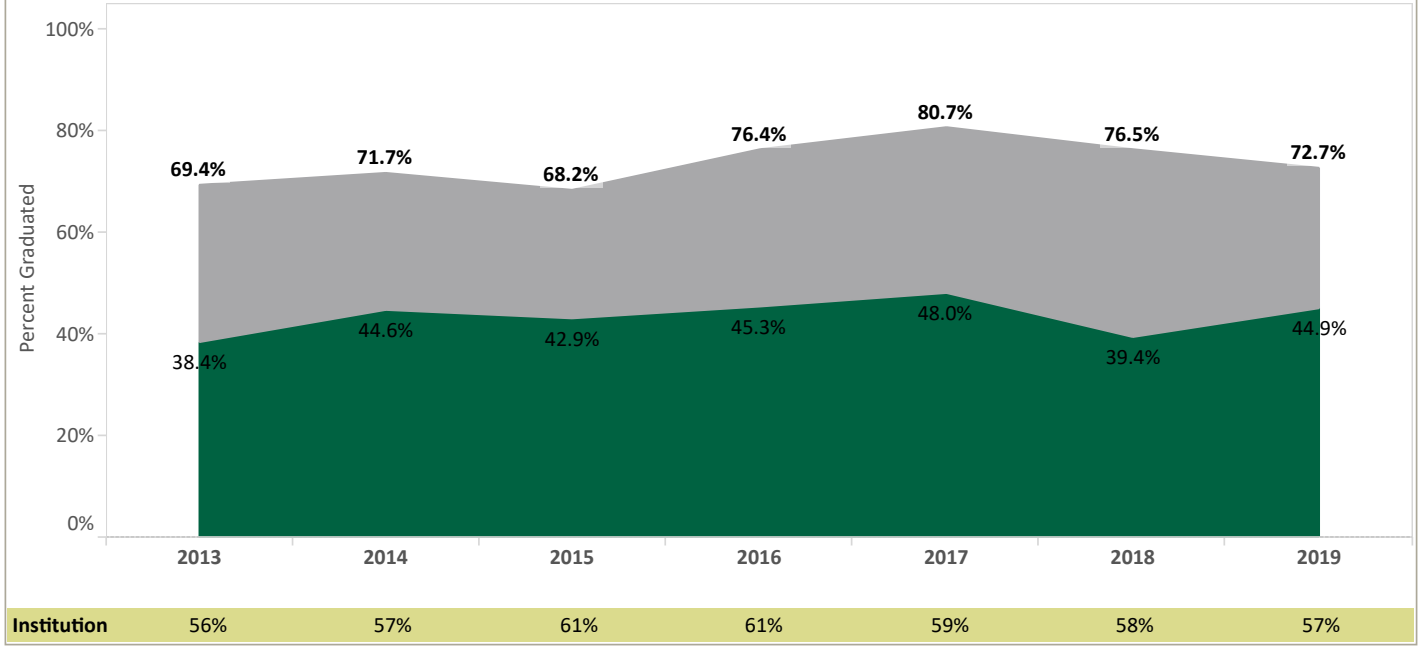
\*First-time students from high school enrolled in at least 12 credit hours at the end of the 4th week of their first Fall term.  
Other than "Institution Overall," all data are based on students with a declared major within Clark Honors College in their first term.  
Retention in School/College: students enrolled on day 1 of the second fall with a declared major in Clark Honors College  
Retention outside School/College: students enrolled on day 1 of the second fall but without a declared major in Clark Honors College  
Retention in University: students enrolled on day 1 of the second fall, regardless of declared major  
Reporting may be suppressed for small populations

**Retention and Graduation for First-time Full-time Students\* (FTF)  
with First-term Major in Clark Honors College  
Graduation within Four Years**

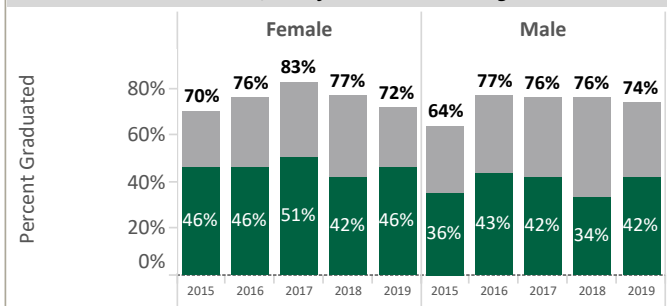
Outside School/College
In School/College

	2013	2014	2015	2016	2017	2018	2019
New FTF in CHC	232	233	233	225	244	289	370

**Graduated within 4 Years  
in/out of Clark Honors College**



**Cohorts Entering Fall 2015 to 2019 by Gender  
Graduated within 4 Years in/out of Clark Honors College**



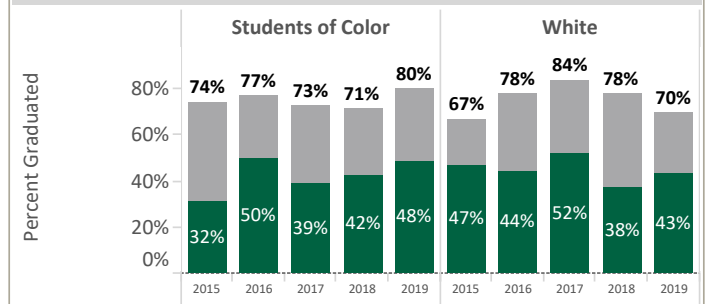
**Graduated within 4 Years (all cohorts pooled)**

	Female	Male
In School/College	46%	40%
In University	75%	74%
<b>Institution Overall</b>	<b>63%</b>	<b>54%</b>

**Percent of FTF by Gender (all cohorts pooled)  
Clark Honors College and UO Overall**

	Female	Male
In School/College	67%	33%
<b>Institution Overall</b>	<b>57%</b>	<b>43%</b>

**Cohorts Entering Fall 2015 to 2019 by Students of Color  
Graduated within 4 Years in/out of Clark Honors College**



**Graduated within 4 Years (all cohorts pooled)**

	Students of Color	White	Nonresident Alien	Unknown
In School/College	43%	45%	17%	44%
In University	75%	75%	50%	72%
<b>Institution Overall</b>	<b>55%</b>	<b>62%</b>	<b>58%</b>	<b>61%</b>

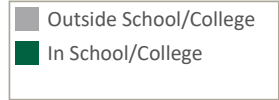
**Percent of FTF by Students of Color (all cohorts pooled)  
Clark Honors College and UO Overall**

	Students of Color	White	Nonresident Alien	Unknown
In School/College	24%	72%	0%	3%
<b>Institution Overall</b>	<b>33%</b>	<b>60%</b>	<b>6%</b>	<b>2%</b>

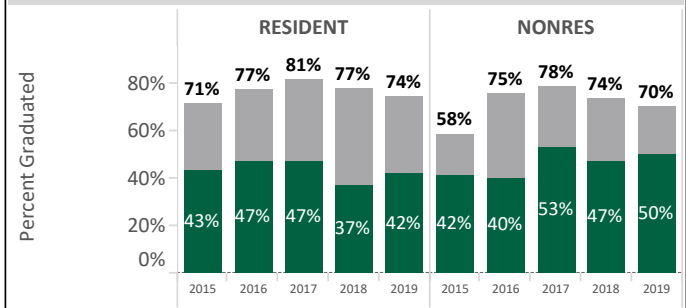
\*First-time Students from high school enrolled in at least 12 credit hours at the end of the 4th week of their first Fall term.

Other than "Institution Overall," all data are based on students with a declared major within Clark Honors College in their first term.

**Retention and Graduation for First-time Full-time Students\* (FTF)  
with First-term Major in Clark Honors College  
Graduation within Four Years**



**Cohorts Entering Fall 2015 to 2019 by Residency  
Graduated within 4 Years in/out of Clark Honors College**



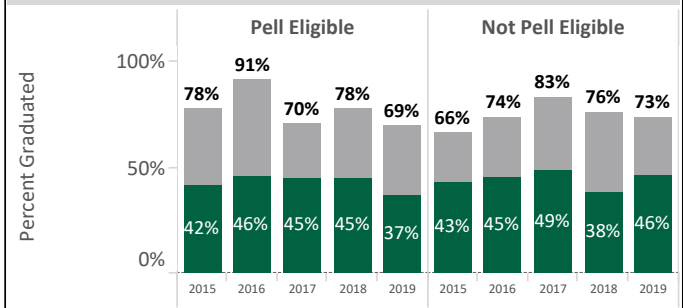
**Graduated within 4 Years (all cohorts pooled)**

	RESIDENT	NONRES
In School/College	43%	47%
In University	76%	71%
<b>Institution Overall</b>	<b>60%</b>	<b>58%</b>

**Percent of FTF by Residency (all cohorts pooled)  
Clark Honors College and UO Overall**

	RESIDENT	NONRES
In School/College	74%	26%
<b>Institution Overall</b>	<b>49%</b>	<b>51%</b>

**Cohorts Entering Fall 2015 to 2019 by Pell Status  
Graduated within 4 Years in/out of Clark Honors College**



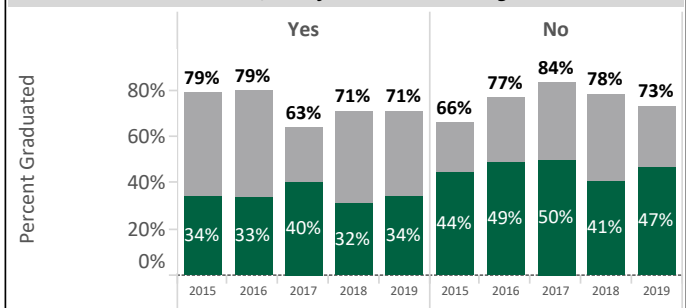
**Graduated within 4 Years (all cohorts pooled)**

	Pell Eligible	Not Pell Eligible
In School/College	42%	44%
In University	76%	75%
<b>Institution Overall</b>	<b>51%</b>	<b>62%</b>

**Percent of FTF by Pell Status (all cohorts pooled)  
Clark Honors College and UO Overall**

	Pell Eligible	Not Pell Eligible
In School/College	17%	83%
<b>Institution Overall</b>	<b>25%</b>	<b>75%</b>

**Cohorts Entering Fall 2015 to 2019 by First Generation Status  
Graduated within 4 Years in/out of Clark Honors College**



**Graduated within 4 Years (all cohorts pooled)**

	Yes	No	Unknown
In School/College	34%	46%	36%
In University	73%	75%	70%
<b>Institution Overall</b>	<b>52%</b>	<b>62%</b>	<b>58%</b>

**Percent of FTF by First Generation Status (all cohorts pooled)  
Clark Honors College and UO Overall**

	Yes	No	Unknown
In School/College	13%	83%	4%
<b>Institution Overall</b>	<b>25%</b>	<b>65%</b>	<b>10%</b>

**Cohorts Entering Fall 2015 to 2019  
Graduated within 4 Years but not in Clark Honors College**

N	419
Pct of Total	31%

**In what School/College(s) did students graduate?**

CAS Humanities graduate	13.8%
CAS Natural Sciences graduate	38.7%
CAS Social Sciences graduate	25.3%
<b>CAS graduate TOTAL</b>	<b>70.2%</b>
DSGN graduate	6.9%
Education graduate	2.1%
Journalism graduate	8.6%
LCB graduate	18.1%
Music & Dance graduate	3.1%

- May total to more than 100% since students may declare multiple majors.  
- Student may have had major in prior term(s).

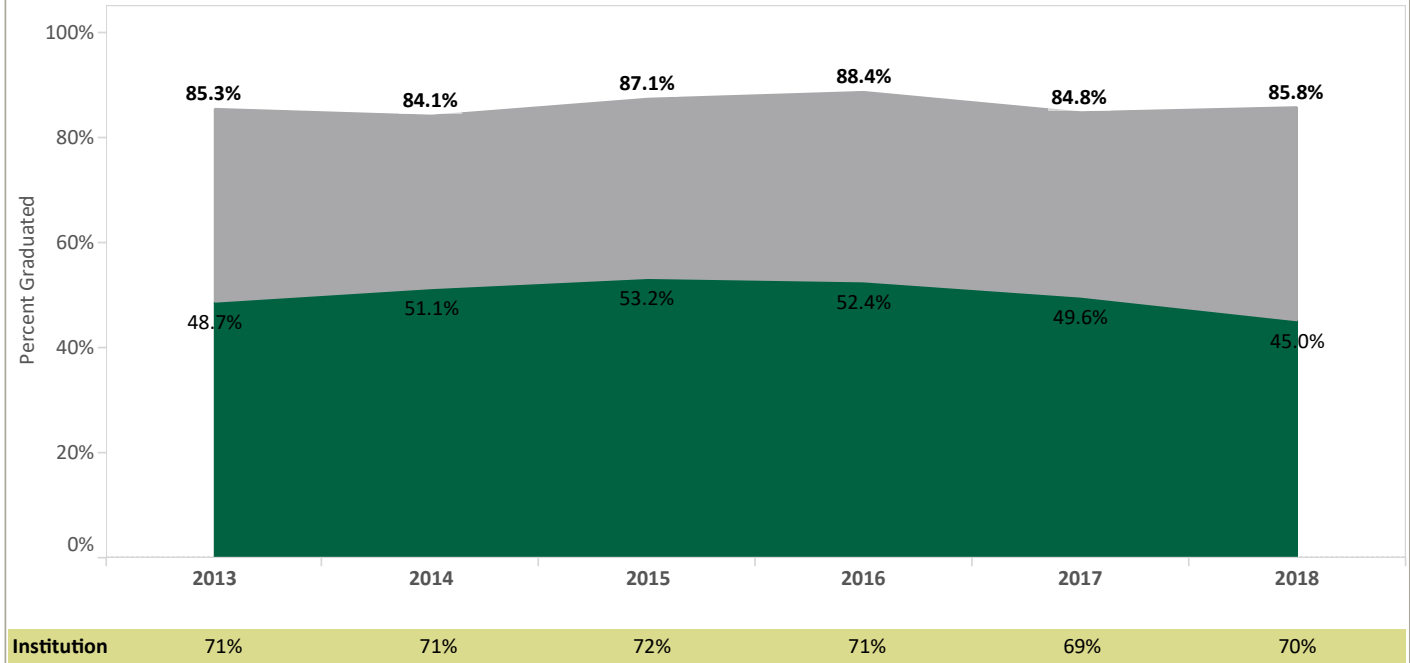
\*First-time students from high school enrolled in at least 12 credit hours at the end of the 4th week of their first Fall term.  
Other than "Institution Overall," all data are based on students with a declared major within Clark Honors College in their first term.  
Students must earn the degree within four calendar years of matriculating, i.e. by the end of the fourth summer  
Graduation in School/College: students awarded a degree with a major in Clark Honors College  
Graduation outside School/College: students awarded a degree without a major in Clark Honors College  
Graduation in Institution: students awarded a degree by the university, regardless of major  
Reporting may be suppressed for small populations

**Retention and Graduation for First-time Full-time Students\* (FTF)  
with First-term Major in Clark Honors College  
Graduation within Five Years**

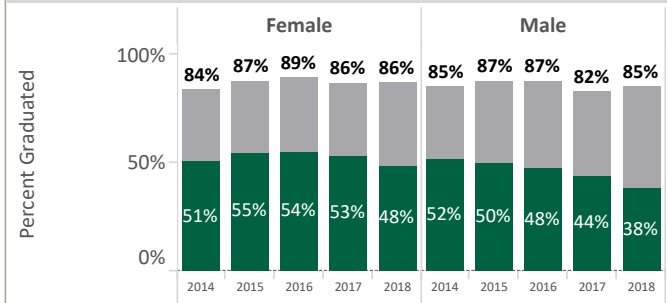
Outside School/College
In School/College

	<b>2013</b>	<b>2014</b>	<b>2015</b>	<b>2016</b>	<b>2017</b>	<b>2018</b>
<b>New FTF in CHC</b>	232	233	233	225	244	289

**Graduated within 5 Years  
in/out of Clark Honors College**



**Cohorts Entering Fall 2014 to 2018 by Gender  
Graduated within 5 Years in/out of Clark Honors College**



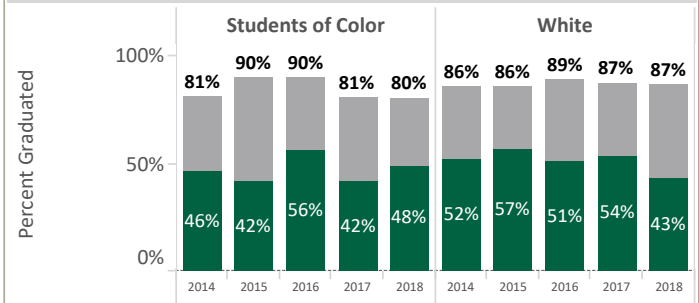
**Graduated within 5 Years (all cohorts pooled)**

	Female	Male
In School/College	52%	46%
In University	87%	85%
<b>Institution Overall</b>	<b>73%</b>	<b>68%</b>

**Percent of FTF by Gender (all cohorts pooled)  
Clark Honors College and UO Overall**

	Female	Male
In School/College	66%	34%
<b>Institution Overall</b>	<b>56%</b>	<b>44%</b>

**Cohorts Entering Fall 2014 to 2018 by Students of Color  
Graduated within 5 Years in/out of Clark Honors College**



**Graduated within 5 Years (all cohorts pooled)**

	Students of Color	White	Nonresident Alien	Unknown
In School/College	47%	51%	57%	50%
In University	84%	87%	71%	83%
<b>Institution Overall</b>	<b>67%</b>	<b>72%</b>	<b>75%</b>	<b>73%</b>

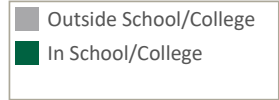
**Percent of FTF by Students of Color (all cohorts pooled)  
Clark Honors College and UO Overall**

	Students of Color	White	Nonresident Alien	Unknown
In School/College	23%	73%	1%	3%
<b>Institution Overall</b>	<b>31%</b>	<b>60%</b>	<b>8%</b>	<b>2%</b>

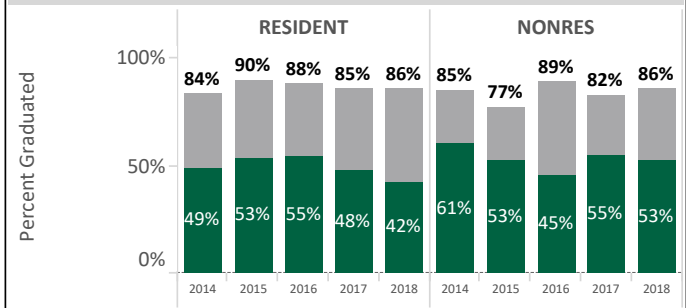
\*First-time Students from high school enrolled in at least 12 credit hours at the end of the 4th week of their first Fall term.

Other than "Institution Overall," all data are based on students with a declared major within Clark Honors College in their first term.

**Retention and Graduation for First-time Full-time Students\* (FTF)  
with First-term Major in Clark Honors College  
Graduation within Five Years**



**Cohorts Entering Fall 2014 to 2018 by Residency  
Graduated within 5 Years in/out of Clark Honors College**



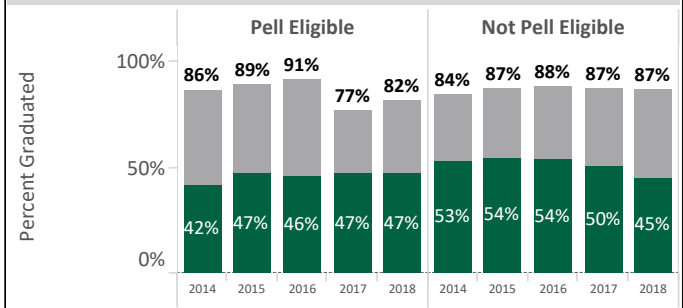
**Graduated within 5 Years (all cohorts pooled)**

	RESIDENT	NONRES
In School/College	49%	53%
In University	87%	84%
<b>Institution Overall</b>	<b>71%</b>	<b>71%</b>

**Percent of FTF by Residency (all cohorts pooled)  
Clark Honors College and UO Overall**

	RESIDENT	NONRES
In School/College	78%	22%
<b>Institution Overall</b>	<b>49%</b>	<b>51%</b>

**Cohorts Entering Fall 2014 to 2018 by Pell Status  
Graduated within 5 Years in/out of Clark Honors College**



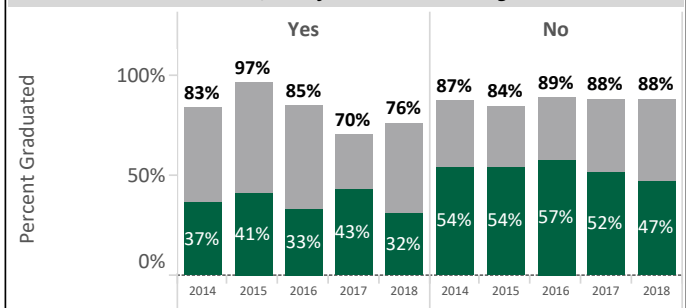
**Graduated within 5 Years (all cohorts pooled)**

	Pell Eligible	Not Pell Eligible
In School/College	46%	51%
In University	84%	86%
<b>Institution Overall</b>	<b>62%</b>	<b>74%</b>

**Percent of FTF by Pell Status (all cohorts pooled)  
Clark Honors College and UO Overall**

	Pell Eligible	Not Pell Eligible
In School/College	17%	83%
<b>Institution Overall</b>	<b>25%</b>	<b>75%</b>

**Cohorts Entering Fall 2014 to 2018 by First Generation Status  
Graduated within 5 Years in/out of Clark Honors College**



**Graduated within 5 Years (all cohorts pooled)**

	Yes	No	Unknown
In School/College	37%	52%	49%
In University	82%	87%	81%
<b>Institution Overall</b>	<b>62%</b>	<b>74%</b>	<b>71%</b>

**Percent of FTF by First Generation Status (all cohorts pooled)  
Clark Honors College and UO Overall**

	Yes	No	Unknown
In School/College	14%	81%	6%
<b>Institution Overall</b>	<b>25%</b>	<b>62%</b>	<b>13%</b>

**Cohorts Entering Fall 2014 to 2018  
Graduated within 5 Years but not in Clark Honors College**

N	441
Pct of Total	36%

**In what School/College(s) did students graduate?**

CAS Humanities graduate	15.9%
CAS Natural Sciences graduate	40.1%
CAS Social Sciences graduate	25.9%
<b>CAS graduate TOTAL</b>	<b>72.3%</b>
DSGN graduate	7.7%
Education graduate	1.6%
Journalism graduate	7.9%
LCB graduate	17.2%
Music & Dance graduate	2.3%

- May total to more than 100% since students may declare multiple majors.  
- Student may have had major in prior term(s).

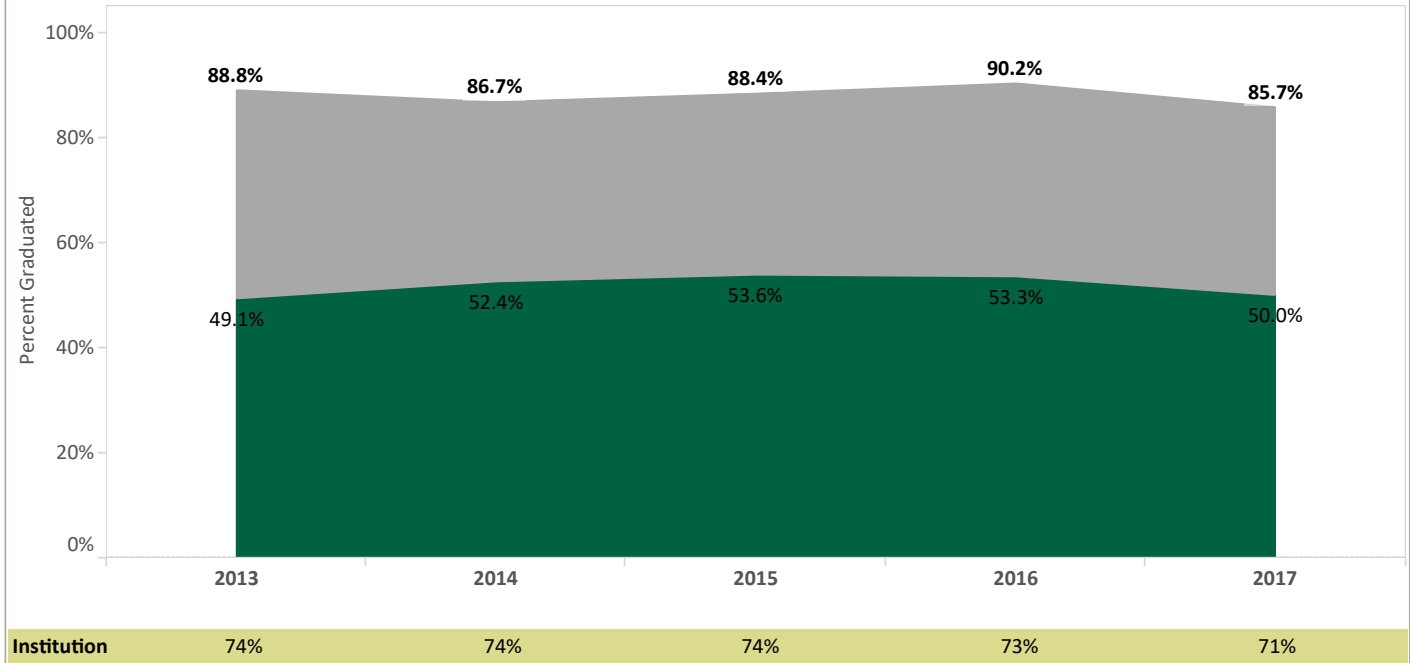
\*First-time students from high school enrolled in at least 12 credit hours at the end of the 4th week of their first Fall term.  
Other than "Institution Overall," all data are based on students with a declared major within Clark Honors College in their first term.  
Students must earn the degree within five calendar years of matriculating, i.e. by the end of the fifth summer  
Graduation in School/College: students awarded a degree with a major in Clark Honors College  
Graduation outside School/College: students awarded a degree without a major in Clark Honors College  
Graduation in Institution: students awarded a degree by the university, regardless of major  
Reporting may be suppressed for small populations

**Retention and Graduation for First-time Full-time Students\* (FTF)  
with First-term Major in Clark Honors College  
Graduation within Six Years**

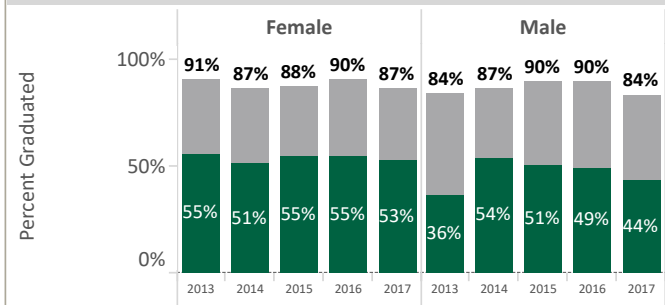
Outside School/College
In School/College

	<b>2013</b>	<b>2014</b>	<b>2015</b>	<b>2016</b>	<b>2017</b>
<b>New FTF in CHC</b>	232	233	233	225	244

**Graduated within 6 Years  
in/out of Clark Honors College**



**Cohorts Entering Fall 2013 to 2017 by Gender  
Graduated within 6 Years in/out of Clark Honors College**



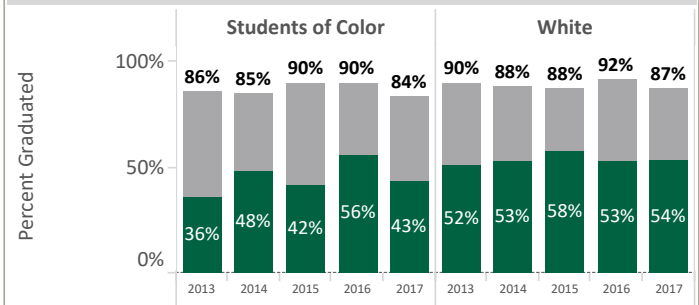
**Graduated within 6 Years (all cohorts pooled)**

	Female	Male
In School/College	54%	47%
In University	89%	87%
<b>Institution Overall</b>	<b>75%</b>	<b>71%</b>

**Percent of FTF by Gender (all cohorts pooled)  
Clark Honors College and UO Overall**

	Female	Male
In School/College	66%	34%
<b>Institution Overall</b>	<b>56%</b>	<b>44%</b>

**Cohorts Entering Fall 2013 to 2017 by Students of Color  
Graduated within 6 Years in/out of Clark Honors College**



**Graduated within 6 Years (all cohorts pooled)**

	Students of Color	White	Nonresident Alien	Unknown
In School/College	45%	54%	50%	53%
In University	87%	89%	83%	78%
<b>Institution Overall</b>	<b>70%</b>	<b>74%</b>	<b>78%</b>	<b>71%</b>

**Percent of FTF by Students of Color (all cohorts pooled)  
Clark Honors College and UO Overall**

	Students of Color	White	Nonresident Alien	Unknown
In School/College	23%	74%	1%	3%
<b>Institution Overall</b>	<b>29%</b>	<b>61%</b>	<b>9%</b>	<b>1%</b>

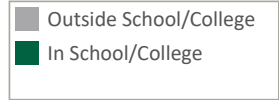
\*First-time Students from high school enrolled in at least 12 credit hours at the end of the 4th week of their first Fall term.

Other than "Institution Overall," all data are based on students with a declared major within Clark Honors College in their first term.

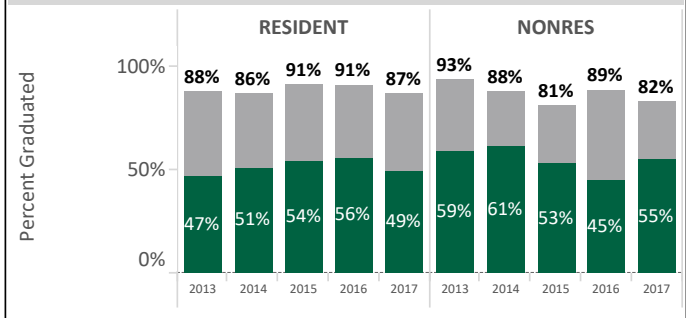
**Additional information provided on next page**



**Retention and Graduation for First-time Full-time Students\* (FTF)  
with First-term Major in Clark Honors College  
Graduation within Six Years**



**Cohorts Entering Fall 2013 to 2017 by Residency  
Graduated within 6 Years in/out of Clark Honors College**



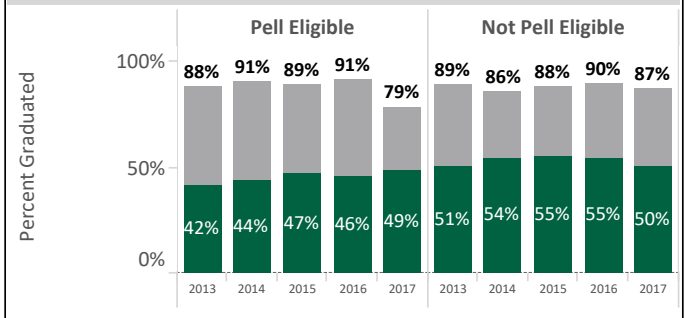
**Graduated within 6 Years (all cohorts pooled)**

	RESIDENT	NONRES
In School/College	51%	54%
In University	88%	86%
<b>Institution Overall</b>	<b>73%</b>	<b>73%</b>

**Percent of FTF by Residency (all cohorts pooled)  
Clark Honors College and UO Overall**

	RESIDENT	NONRES
In School/College	79%	21%
<b>Institution Overall</b>	<b>49%</b>	<b>51%</b>

**Cohorts Entering Fall 2013 to 2017 by Pell Status  
Graduated within 6 Years in/out of Clark Honors College**



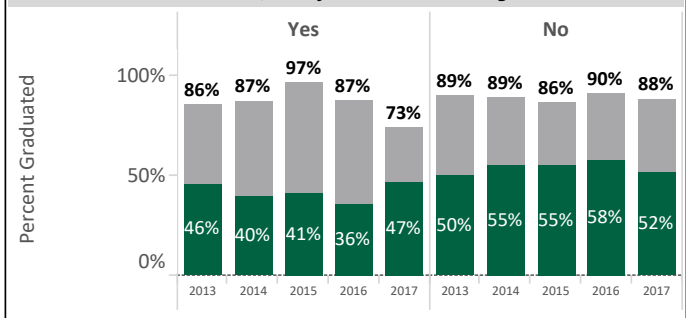
**Graduated within 6 Years (all cohorts pooled)**

	Pell Eligible	Not Pell Eligible
In School/College	46%	53%
In University	87%	88%
<b>Institution Overall</b>	<b>65%</b>	<b>76%</b>

**Percent of FTF by Pell Status (all cohorts pooled)  
Clark Honors College and UO Overall**

	Pell Eligible	Not Pell Eligible
In School/College	17%	83%
<b>Institution Overall</b>	<b>25%</b>	<b>75%</b>

**Cohorts Entering Fall 2013 to 2017 by First Generation Status  
Graduated within 6 Years in/out of Clark Honors College**



**Graduated within 6 Years (all cohorts pooled)**

	Yes	No	Unknown
In School/College	42%	54%	49%
In University	86%	89%	85%
<b>Institution Overall</b>	<b>65%</b>	<b>77%</b>	<b>75%</b>

**Percent of FTF by First Generation Status (all cohorts pooled)  
Clark Honors College and UO Overall**

	Yes	No	Unknown
In School/College	14%	79%	7%
<b>Institution Overall</b>	<b>24%</b>	<b>60%</b>	<b>16%</b>

**Cohorts Entering Fall 2013 to 2017  
Graduated within 6 Years but not in Clark Honors College**

N	423
Pct of Total	36%

**In what School/College(s) did students graduate?**

CAS Humanities graduate	15.1%
CAS Natural Sciences graduate	40.4%
CAS Social Sciences graduate	23.9%
<b>CAS graduate TOTAL</b>	<b>70.7%</b>
DSGN graduate	8.3%
Education graduate	2.1%
Journalism graduate	8.0%
LCB graduate	16.1%
Music & Dance graduate	2.8%

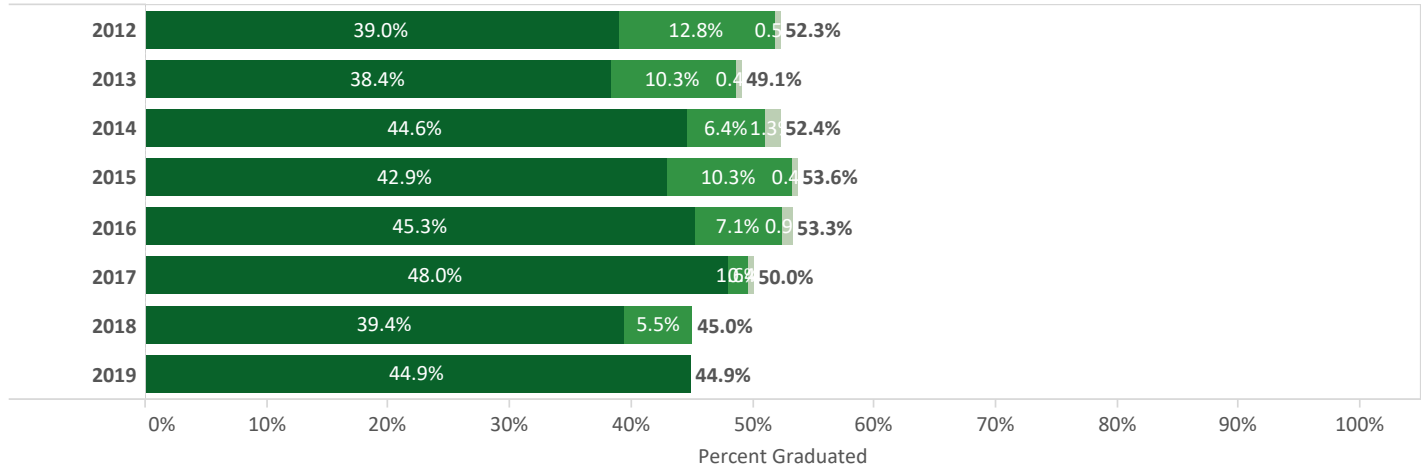
- May total to more than 100% since students may declare multiple majors.  
- Student may have had major in prior term(s).

\*First-time students from high school enrolled in at least 12 credit hours at the end of the 4th week of their first Fall term.  
Other than "Institution Overall," all data are based on students with a declared major within Clark Honors College in their first term.  
Students must earn the degree within six calendar years of matriculating, i.e. by the end of the sixth summer  
Graduation in School/College: students awarded a degree with a major in Clark Honors College  
Graduation outside School/College: students awarded a degree without a major in Clark Honors College  
Graduation in Institution: students awarded a degree by the university, regardless of major  
Reporting may be suppressed for small populations

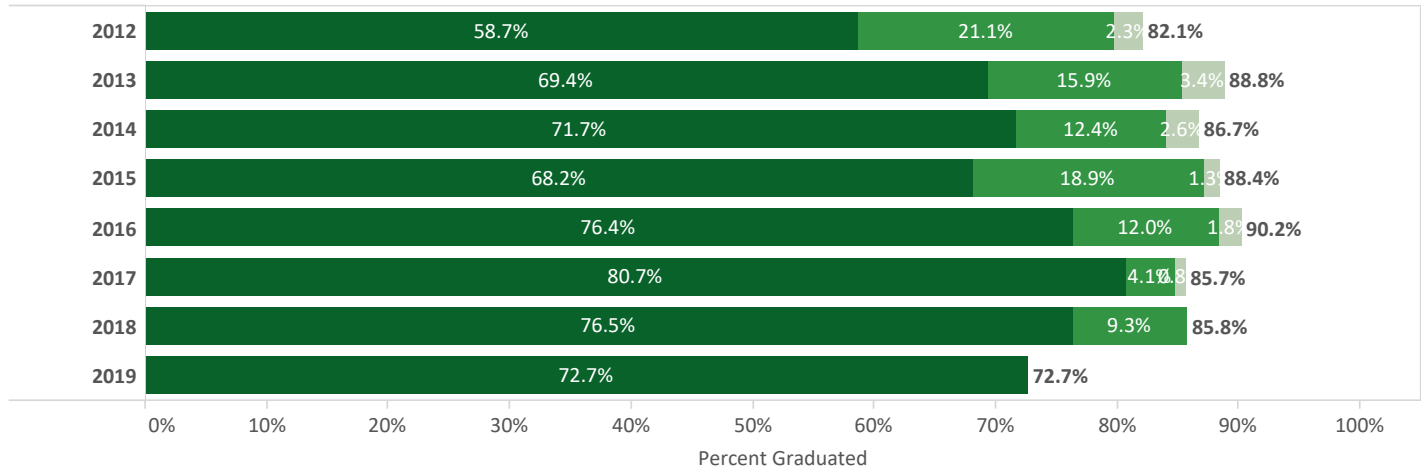
**Retention and Graduation for First-time Full-time Students\* (FTF)  
with First-term Major in Clark Honors College  
Graduation at Four, Five, and Six Years**



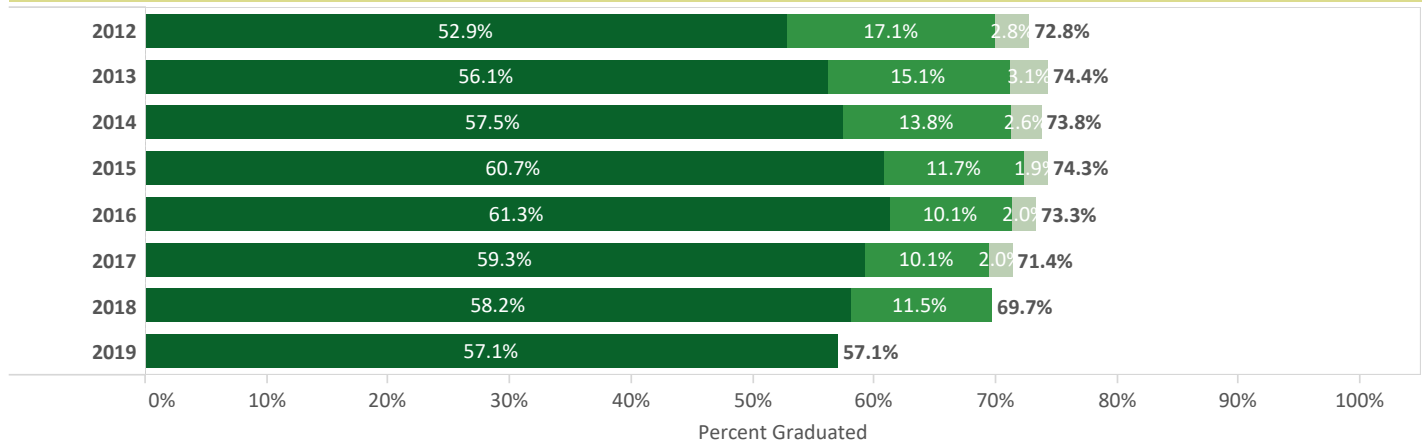
**Graduating in Clark Honors College**



**Graduating in Institution**



**Graduation in 4, 5, and 6 years for all First-time Full-time Students\* (FTF)  
Institution Overall**



\*First-time students from high school enrolled in at least 12 credit hours at the end of the 4th week of their first Fall term.  
Other than "Institution Overall," all data are based on students with a declared major within Clark Honors College in their first term.  
Graduating in School/College: students awarded a degree with a major in Clark Honors College  
Graduating in Institution: students awarded a degree by the university, regardless of major  
Reporting may be suppressed for small populations

**Retention and Graduation for First-time Full-time Students\* (FTF)  
with First-term Major in Clark Honors College  
Retention & Graduation Outcomes**

*Retained/Graduated in Clark Honors College*

Cohort	N	Return IN 2nd Fall	Return IN 3rd F..	Return IN 4th Fall	Grad IN w/in 4Y	Return IN 5th Fall	Grad IN w/in 5Y	Return IN 6th Fall	Grad IN w/in 6Y	Return IN 7th Fall	Grad IN w/in 7Y	Return IN 8th Fall	Grad IN w/in 8Y
Fall 2012	218	81.7%	68.3%	61.9%	39.0%	10.6%	51.8%	1.4%	52.3%		53.2%		53.2%
Fall 2013	232	81.5%	66.4%	57.8%	38.4%	10.8%	48.7%	0.9%	49.1%	0.9%	49.1%	0.4%	50.0%
Fall 2014	233	77.3%	67.4%	58.4%	44.6%	7.7%	51.1%	1.3%	52.4%		53.2%		53.2%
Fall 2015	233	80.7%	67.8%	60.9%	42.9%	6.9%	53.2%	0.9%	53.6%		54.1%		54.1%
Fall 2016	225	82.7%	69.8%	57.8%	45.3%	6.2%	52.4%		53.3%		53.3%		
Fall 2017	244	80.7%	65.2%	58.2%	48.0%	5.7%	49.6%	0.8%	50.0%	0.4%			
Fall 2018	289	76.8%	63.3%	52.9%	39.4%	4.5%	45.0%	0.7%					
Fall 2019	370	78.6%	67.8%	56.8%	44.9%	5.1%							
Fall 2020	368	84.5%	68.8%	52.7%									
Fall 2021	402	73.4%	58.7%										
Fall 2022	379	77.3%											

*Retained/Graduated in Institution*

Cohort	N	Return 2nd Fall	Return 3rd Fall	Return 4th Fall	Grad w/in 4Y	Return 5th Fall	Grad w/in 5Y	Return 6th Fall	Grad w/in 6Y	Return 7th Fall	Grad w/in 7Y	Return 8th Fall	Grad w/in 8Y
Fall 2012	218	91.7%	84.9%	83.5%	58.7%	17.0%	79.8%	1.4%	82.1%	0.0%	83.0%	0.0%	83.5%
Fall 2013	232	96.1%	94.0%	90.5%	69.4%	17.2%	85.3%	3.4%	88.8%	1.7%	89.7%	0.4%	90.9%
Fall 2014	233	95.3%	91.8%	84.1%	71.7%	12.4%	84.1%	2.6%	86.7%	0.0%	88.8%	0.4%	89.3%
Fall 2015	233	96.6%	91.0%	86.3%	68.2%	12.9%	87.1%	1.3%	88.4%	0.0%	88.8%	0.4%	89.3%
Fall 2016	225	96.0%	93.3%	88.4%	76.4%	10.7%	88.4%	1.3%	90.2%	0.4%	90.7%	0.0%	
Fall 2017	244	96.3%	93.0%	87.7%	80.7%	7.8%	84.8%	2.0%	85.7%	1.2%			
Fall 2018	289	96.2%	90.3%	83.4%	76.5%	7.3%	85.8%	1.4%					
Fall 2019	370	94.1%	90.0%	81.6%	72.7%	9.5%							
Fall 2020	368	93.8%	87.5%	80.4%									
Fall 2021	402	94.0%	93.0%										
Fall 2022	379	93.4%											

**Retention and Graduation for all First-time Full-time Students\* (FTF)**

*Institution Overall*

Cohort	N	Return 2nd Fall	Return 3rd Fall	Return 4th Fall	Grad w/in 4Y	Return 5th Fall	Grad w/in 5Y	Return 6th Fall	Grad w/in 6Y	Return 7th Fall	Grad w/in 7Y	Return 8th Fall	Grad w/in 8Y
Fall 2012	3,943	86.8%	78.8%	75.0%	52.9%	19.9%	70.0%	3.3%	72.8%	1.3%	73.9%	0.3%	74.1%
Fall 2013	3,913	87.2%	80.4%	75.1%	56.1%	18.1%	71.2%	3.0%	74.4%	1.2%	75.0%	0.7%	75.6%
Fall 2014	3,895	87.5%	80.4%	75.1%	57.5%	16.6%	71.2%	2.9%	73.8%	1.3%	74.8%	0.7%	75.2%
Fall 2015	4,047	86.9%	79.7%	74.1%	60.7%	13.2%	72.4%	2.3%	74.3%	0.6%	74.9%	0.4%	75.3%
Fall 2016	3,942	86.1%	78.9%	72.8%	61.3%	12.9%	71.4%	2.7%	73.3%	0.9%	73.9%	0.5%	
Fall 2017	3,863	85.2%	78.4%	71.7%	59.3%	12.7%	69.4%	2.4%	71.4%	1.0%			
Fall 2018	4,107	86.2%	78.7%	71.2%	58.2%	13.5%	69.7%	2.0%					
Fall 2019	4,463	84.2%	78.5%	70.4%	57.1%	14.5%							
Fall 2020	3,840	87.2%	77.2%	70.8%									
Fall 2021	4,525	85.6%	78.5%										
Fall 2022	5,230	84.9%											

\*First-time students from high school enrolled in at least 12 credit hours at the end of the 4th week of their first Fall term.  
Other than "Institution Overall," all data are based on students with a declared major within Clark Honors College in their first term.  
Graduating in School/College: students awarded a degree *with a major in Clark Honors College*  
Graduating in Institution: students awarded a degree by the university, *regardless of major*  
Reporting may be suppressed for small populations