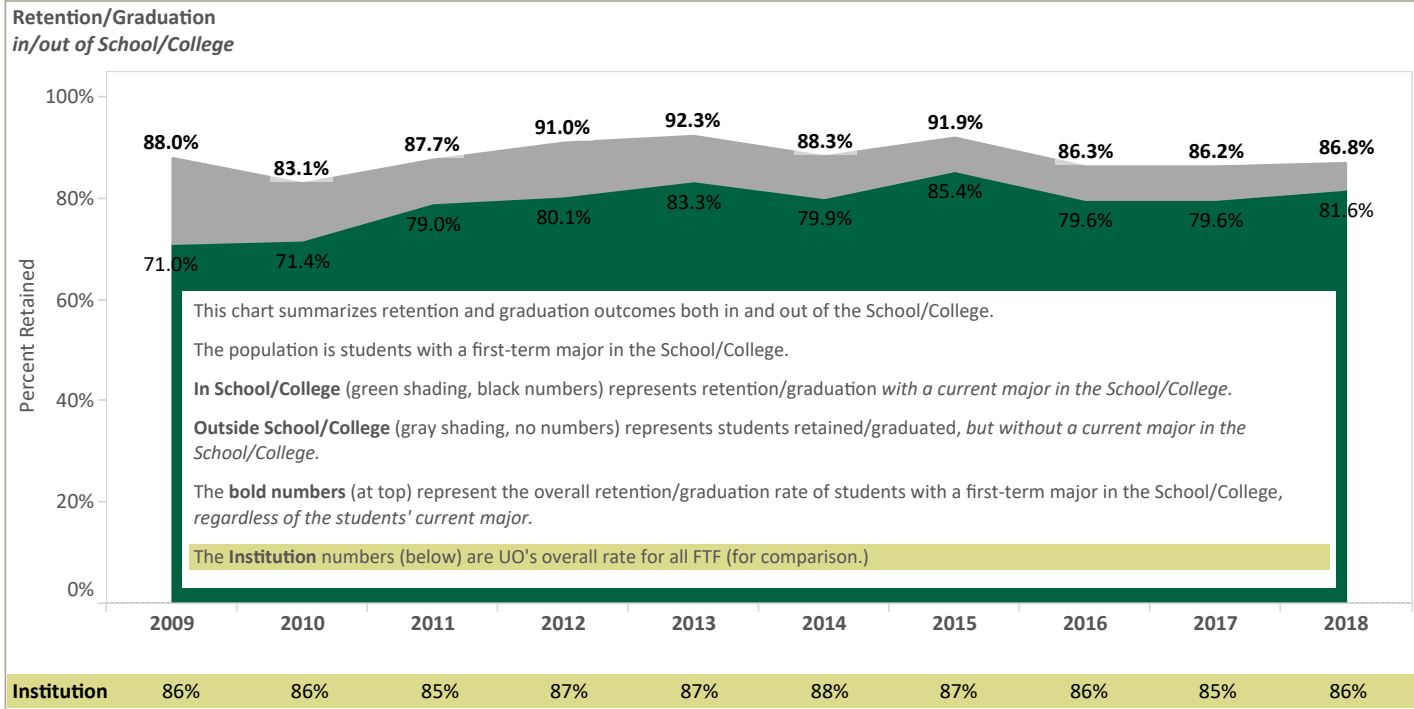


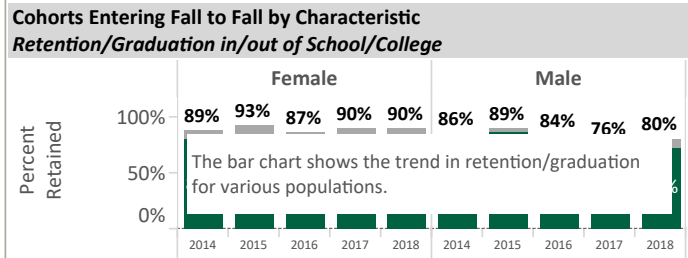
**Retention and Graduation for First-time Full-time Freshmen\* (FTF) by School/College**  
**HOW TO READ & INTERPRET THIS REPORT**

Outside School/College  
 In School/College

**New FTF in** This table summarizes how many of the students in the first-time, full-time freshman cohort had a declared major in the selected School/College in the term in which they matriculated



Each box provides retention/graduation for various populations, including gender, race/ethnicity (grouped), residency, Pell eligible and first generation status.



**Retention/Graduation (all cohorts pooled)**  
 This table reports the pooled retention or graduation rate for:  
 - students with a first-term major in the School/College, retained or graduated with a current major **In School/College**  
 - students with a first-term major in the School/College, retained or graduated **In University** regardless of current major  
 - the retention/graduation rate for the **Institution Overall** (for comparison)

**Percent of FTF by Characteristic (all cohorts pooled)**  
**School/College and UO Overall**  
 This table provides information on how the population is represented among  
 - FTF **In School/College** and  
 - FTF in the **Institution Overall** (for comparison)

**Questions to Ask**  
 - is there a trend in the retention/graduation rate for each population?  
 - does the trend differ for the two populations?  
 - do outcomes for the entering cohort of the School/College differ from institutional outcomes overall?  
 - do the demographics of the entering cohort of the School/College differ substantially from the cohort overall?

**Cohorts Entering Fall to Fall**  
**retained/graduated but no longer in School/College**

This table provides information on the disposition of students who remain at the university but are no longer in the School/College.

**Definitions**

**First-time Full-time Freshmen (FTF)** freshmen from high school enrolled in at least 12 credit hours at the end of the 4th week of their first Fall term. **Other than "Institution Overall," all data are based on students with a declared major within the School/College in their first term.**

**Retention** students enrolled as of first day of Fall term, as measured at fourth-week census.

**Graduation** students awarded a degree before or during summer term of the specified year.

**Gender and Residency** as reported in first enrolled term on census date.

**Students of Color** includes Asian, Black/African American, Hispanic/Latino, Native American/Alaska Native, Native Hawaiian/Pacific Islander, and Two or More Races. As reported in first enrolled term on census date; however, students enrolling prior to federal changes in race/ethnicity reporting (Fall 2010) have been mapped to new categories.

**Pell Eligible** students offered Pell Grant in first year.

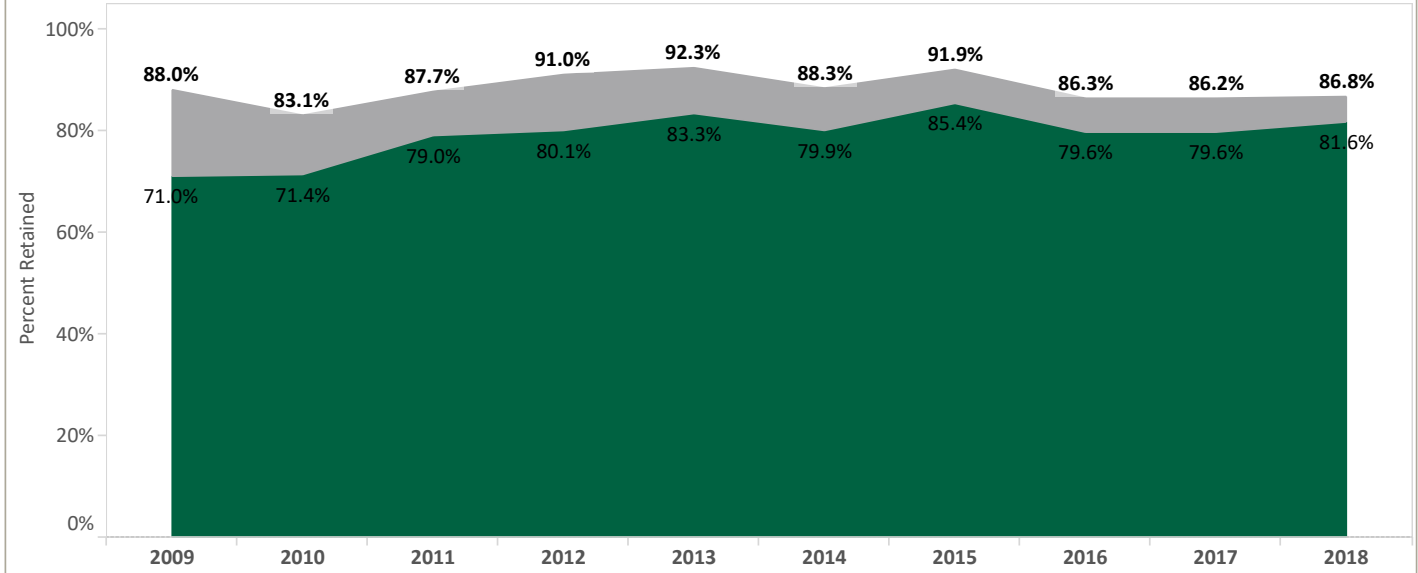
**First Generation Status** students self-reporting as parents' highest level of education being less than a bachelor's degree. *Data collection began Fall 2009.*

**Retention and Graduation for First-time Full-time Freshmen\* (FTF)  
with First-term Major in Journalism & Communication  
Retention to Second Year**

Outside School/College
In School/College

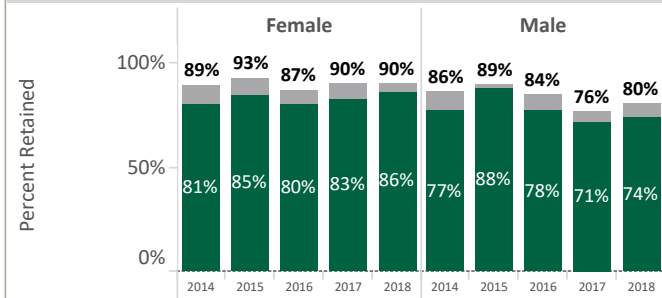
<b>New FTF in SOJC</b>	2009	2010	2011	2012	2013	2014	2015	2016	2017	2018
	183	189	195	201	209	214	198	211	225	174

**Retained to Year 2  
in/out of Journalism & Communication**



<b>Institution</b>	86%	86%	85%	87%	87%	88%	87%	86%	85%	86%
--------------------	-----	-----	-----	-----	-----	-----	-----	-----	-----	-----

**Cohorts Entering Fall 2014 to 2018 by Gender  
Retention to Year 2 in/out of Journalism & Communication**



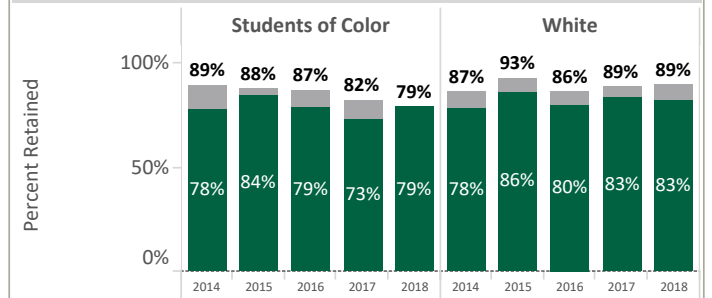
**Retention to Year 2 (all cohorts pooled)**

	Female	Male
In School/College	83%	77%
In University	90%	83%
<b>Institution Overall</b>	<b>87%</b>	<b>86%</b>

**Percent of FTF by Gender (all cohorts pooled)  
Journalism & Communication and UO Overall**

	Female	Male
In School/College	71%	29%
<b>Institution Overall</b>	<b>56%</b>	<b>44%</b>

**Cohorts Entering Fall 2014 to 2018 by Students of Color  
Retention to Year 2 in/out of Journalism & Communication**



**Retention to Year 2 (all cohorts pooled)**

	Students of Color	White	Nonresident Alien	Unknown
In School/College	78%	82%	93%	73%
In University	85%	89%	97%	82%
<b>Institution Overall</b>	<b>84%</b>	<b>87%</b>	<b>92%</b>	<b>87%</b>

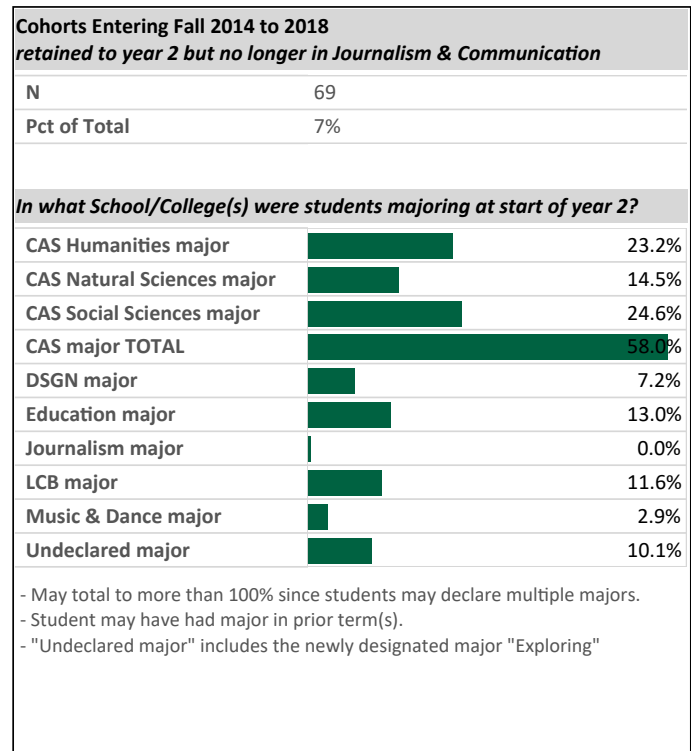
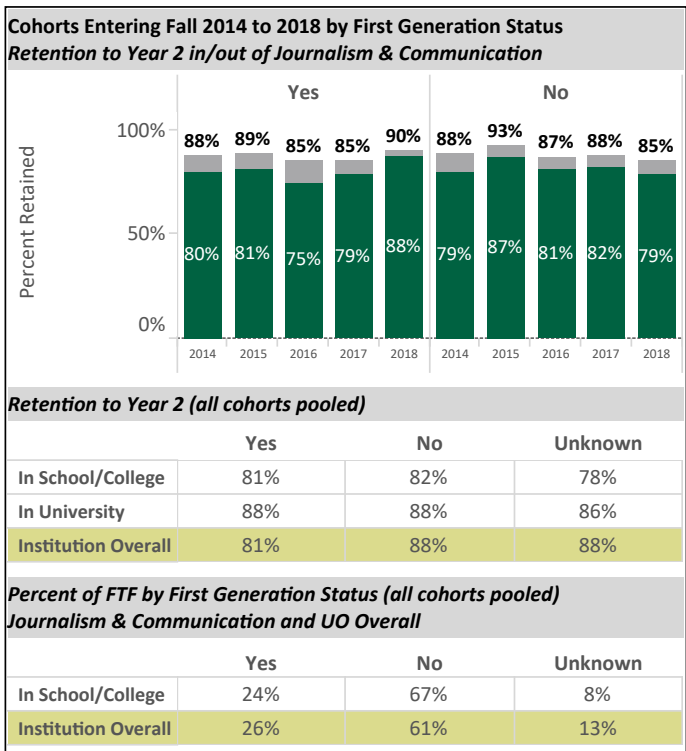
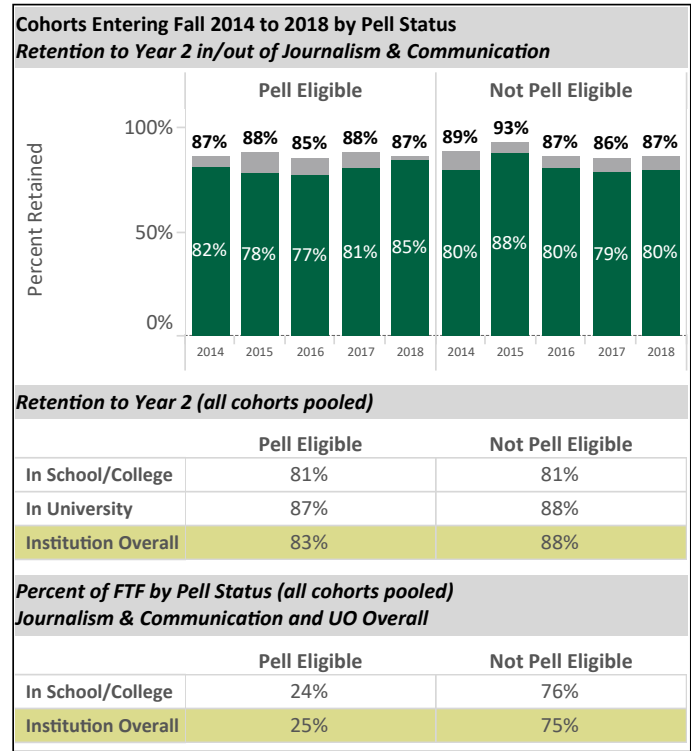
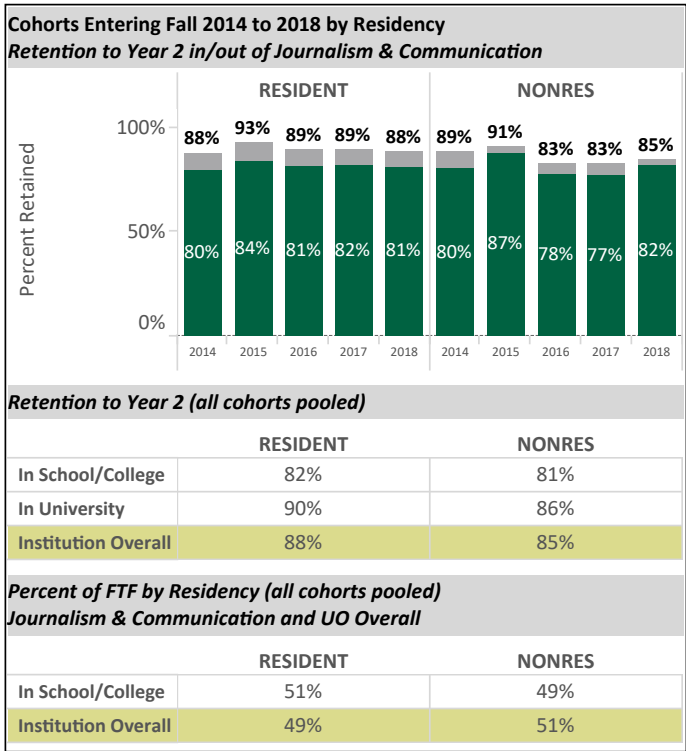
**Percent of FTF by Students of Color (all cohorts pooled)  
Journalism & Communication and UO Overall**

	Students of Color	White	Nonresident Alien	Unknown
In School/College	28%	68%	3%	1%
<b>Institution Overall</b>	<b>31%</b>	<b>60%</b>	<b>8%</b>	<b>2%</b>

\*Freshmen from high school enrolled in at least 12 credit hours at the end of the 4th week of their first Fall term.

Other than "Institution Overall," all data are based on students with a declared major within Journalism & Communication in their first term...

**Retention and Graduation for First-time Full-time Freshmen\* (FTF)  
with First-term Major in Journalism & Communication  
Retention to Second Year**



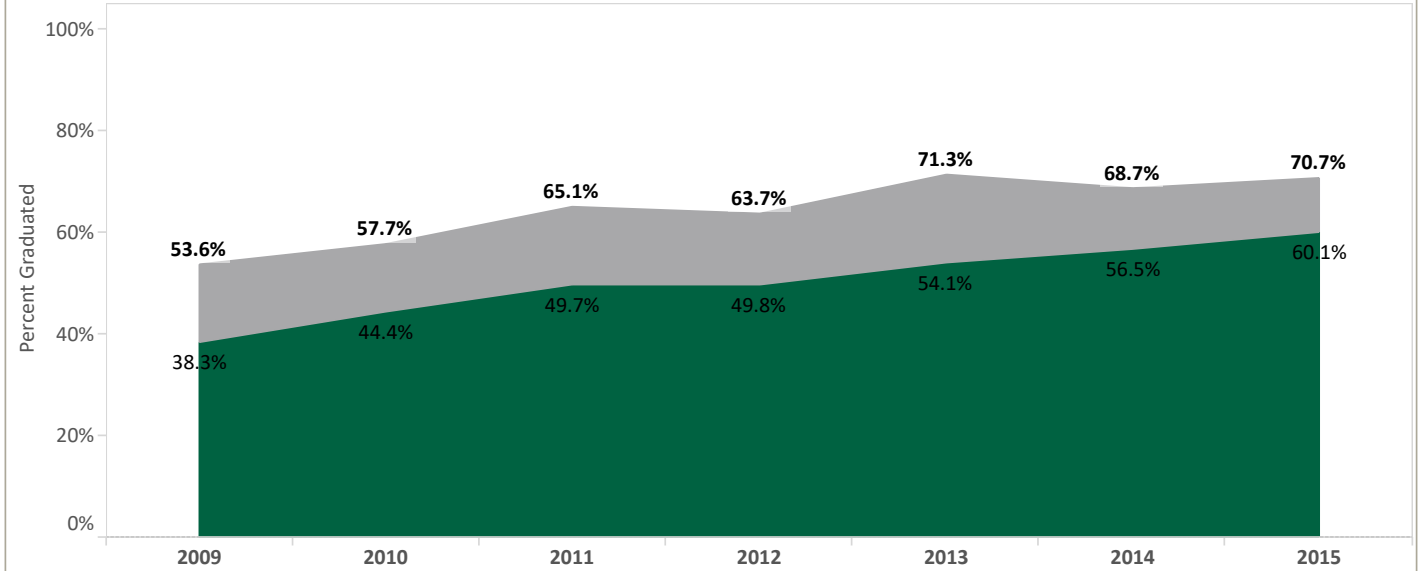
\*Freshmen from high school enrolled in at least 12 credit hours at the end of the 4th week of their first Fall term.  
Other than "Institution Overall," all data are based on students with a declared major within Journalism & Communication in their first term.  
Retention in School/College: students enrolled on day 1 of the second fall with a declared major in Journalism & Communication  
Retention outside School/College: students enrolled on day 1 of the second fall but without a declared major in Journalism & Communication  
Retention in University: students enrolled on day 1 of the second fall, regardless of declared major  
Reporting may be suppressed for small populations

**Retention and Graduation for First-time Full-time Freshmen\* (FTF)  
with First-term Major in Journalism & Communication  
Graduation within Four Years**

Outside School/College
In School/College

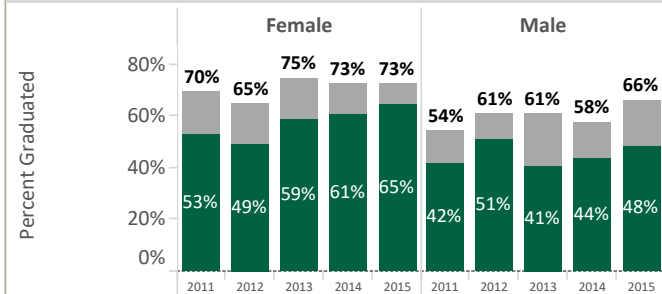
<b>New FTF in SOJC</b>	<b>2009</b>	<b>2010</b>	<b>2011</b>	<b>2012</b>	<b>2013</b>	<b>2014</b>	<b>2015</b>
	183	189	195	201	209	214	198

**Graduated within 4 Years  
in/out of Journalism & Communication**



<b>Institution</b>	50%	50%	52%	53%	56%	57%	61%
--------------------	-----	-----	-----	-----	-----	-----	-----

**Cohorts Entering Fall 2011 to 2015 by Gender  
Graduated within 4 Years in/out of Journalism & Communication**



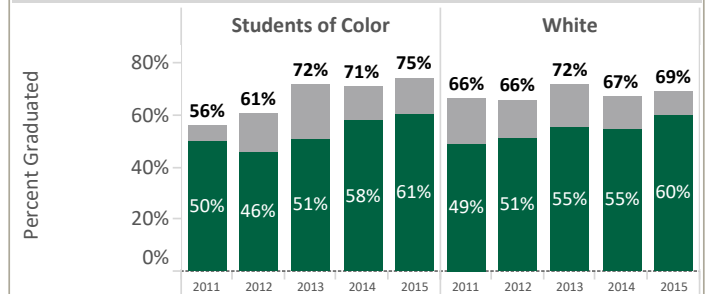
**Graduated within 4 Years (all cohorts pooled)**

	Female	Male
In School/College	57%	45%
In University	71%	60%
<b>Institution Overall</b>	<b>60%</b>	<b>50%</b>

**Percent of FTF by Gender (all cohorts pooled)  
Journalism & Communication and UO Overall**

	Female	Male
In School/College	72%	28%
<b>Institution Overall</b>	<b>56%</b>	<b>44%</b>

**Cohorts Entering Fall 2011 to 2015 by Students of Color  
Graduated within 4 Years in/out of Journalism & Communication**



**Graduated within 4 Years (all cohorts pooled)**

	Students of Color	White	Nonresident Alien	Unknown
In School/College	54%	54%	53%	80%
In University	68%	68%	66%	80%
<b>Institution Overall</b>	<b>53%</b>	<b>58%</b>	<b>46%</b>	<b>51%</b>

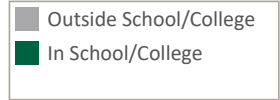
**Percent of FTF by Students of Color (all cohorts pooled)  
Journalism & Communication and UO Overall**

	Students of Color	White	Nonresident Alien	Unknown
In School/College	24%	71%	5%	1%
<b>Institution Overall</b>	<b>26%</b>	<b>64%</b>	<b>10%</b>	<b>1%</b>

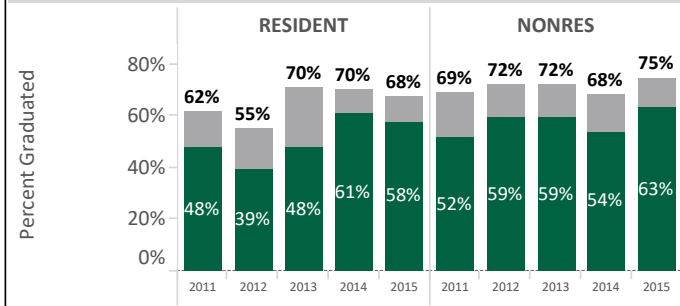
\*Freshmen from high school enrolled in at least 12 credit hours at the end of the 4th week of their first Fall term.

Other than "Institution Overall," all data are based on students with a declared major within Journalism & Communication in their first term...

**Retention and Graduation for First-time Full-time Freshmen\* (FTF)  
with First-term Major in Journalism & Communication  
Graduation within Four Years**



**Cohorts Entering Fall 2011 to 2015 by Residency  
Graduated within 4 Years in/out of Journalism & Communication**



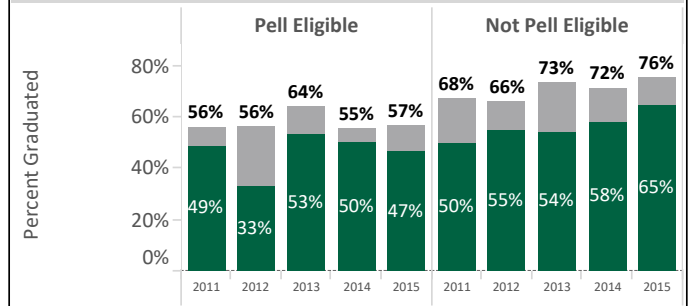
**Graduated within 4 Years (all cohorts pooled)**

	RESIDENT	NONRES
In School/College	51%	57%
In University	65%	71%
<b>Institution Overall</b>	<b>55%</b>	<b>57%</b>

**Percent of FTF by Residency (all cohorts pooled)  
Journalism & Communication and UO Overall**

	RESIDENT	NONRES
In School/College	49%	51%
<b>Institution Overall</b>	<b>50%</b>	<b>50%</b>

**Cohorts Entering Fall 2011 to 2015 by Pell Status  
Graduated within 4 Years in/out of Journalism & Communication**



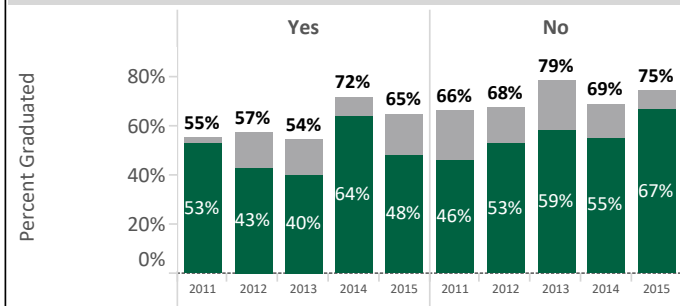
**Graduated within 4 Years (all cohorts pooled)**

	Pell Eligible	Not Pell Eligible
In School/College	46%	56%
In University	58%	71%
<b>Institution Overall</b>	<b>49%</b>	<b>58%</b>

**Percent of FTF by Pell Status (all cohorts pooled)  
Journalism & Communication and UO Overall**

	Pell Eligible	Not Pell Eligible
In School/College	22%	78%
<b>Institution Overall</b>	<b>24%</b>	<b>76%</b>

**Cohorts Entering Fall 2011 to 2015 by First Generation Status  
Graduated within 4 Years in/out of Journalism & Communication**



**Graduated within 4 Years (all cohorts pooled)**

	Yes	No	Unknown
In School/College	49%	56%	55%
In University	61%	71%	65%
<b>Institution Overall</b>	<b>49%</b>	<b>60%</b>	<b>47%</b>

**Percent of FTF by First Generation Status (all cohorts pooled)  
Journalism & Communication and UO Overall**

	Yes	No	Unknown
In School/College	26%	64%	10%
<b>Institution Overall</b>	<b>24%</b>	<b>61%</b>	<b>15%</b>

**Cohorts Entering Fall 2011 to 2015  
Graduated within 4 Years but not in Journalism & Communication**

N	141
Pct of Total	14%

**In what School/College(s) did students graduate?**

CAS Humanities graduate	19.9%
CAS Natural Sciences graduate	7.1%
CAS Social Sciences graduate	44.0%
<b>CAS graduate TOTAL</b>	<b>68.8%</b>
DSGN graduate	9.2%
Education graduate	13.5%
Journalism graduate	0.0%
LCB graduate	9.2%
Music & Dance graduate	1.4%

- May total to more than 100% since students may declare multiple majors.  
- Student may have had major in prior term(s).

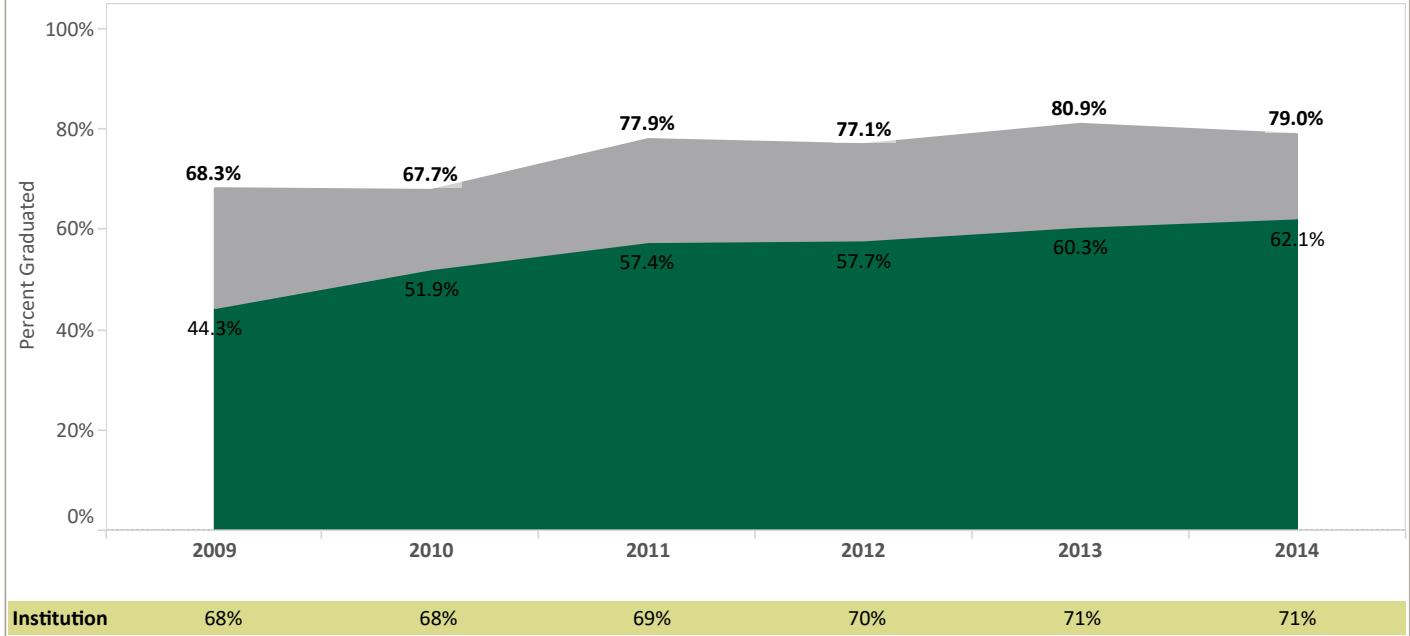
\*Freshmen from high school enrolled in at least 12 credit hours at the end of the 4th week of their first Fall term.  
Other than "Institution Overall," all data are based on students with a declared major within Journalism & Communication in their first term.  
Students must earn the degree within four calendar years of matriculating, i.e. by the end of the fourth summer.  
Graduation in School/College: students awarded a degree with a major in Journalism & Communication  
Graduation outside School/College: students awarded a degree without a major in Journalism & Communication  
Graduation in Institution: students awarded a degree by the university, regardless of major  
Reporting may be suppressed for small populations

**Retention and Graduation for First-time Full-time Freshmen\* (FTF)  
with First-term Major in Journalism & Communication  
Graduation within Five Years**

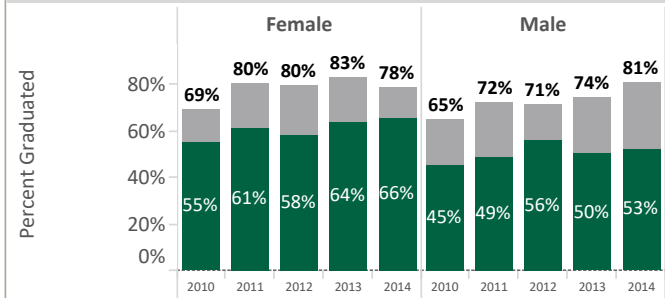
Outside School/College
In School/College

	2009	2010	2011	2012	2013	2014
New FTF in SOJC	183	189	195	201	209	214

**Graduated within 5 Years  
in/out of Journalism & Communication**



**Cohorts Entering Fall 2010 to 2014 by Gender  
Graduated within 5 Years in/out of Journalism & Communication**



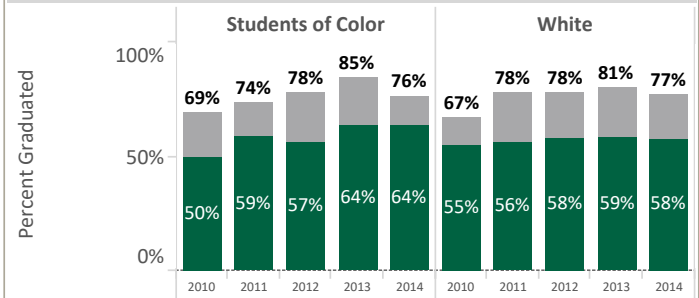
**Graduated within 5 Years (all cohorts pooled)**

	Female	Male
In School/College	61%	51%
In University	78%	72%
<b>Institution Overall</b>	<b>73%</b>	<b>67%</b>

**Percent of FTF by Gender (all cohorts pooled)  
Journalism & Communication and UO Overall**

	Female	Male
In School/College	72%	28%
<b>Institution Overall</b>	<b>55%</b>	<b>45%</b>

**Cohorts Entering Fall 2010 to 2014 by Students of Color  
Graduated within 5 Years in/out of Journalism & Communication**



**Graduated within 5 Years (all cohorts pooled)**

	Students of Color	White	Nonresident Alien	Unknown
In School/College	59%	57%	60%	78%
In University	77%	76%	81%	78%
<b>Institution Overall</b>	<b>67%</b>	<b>71%</b>	<b>70%</b>	<b>63%</b>

**Percent of FTF by Students of Color (all cohorts pooled)  
Journalism & Communication and UO Overall**

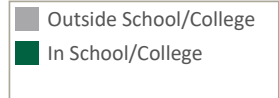
	Students of Color	White	Nonresident Alien	Unknown
In School/College	23%	71%	5%	1%
<b>Institution Overall</b>	<b>25%</b>	<b>66%</b>	<b>9%</b>	<b>1%</b>

\*Freshmen from high school enrolled in at least 12 credit hours at the end of the 4th week of their first Fall term.

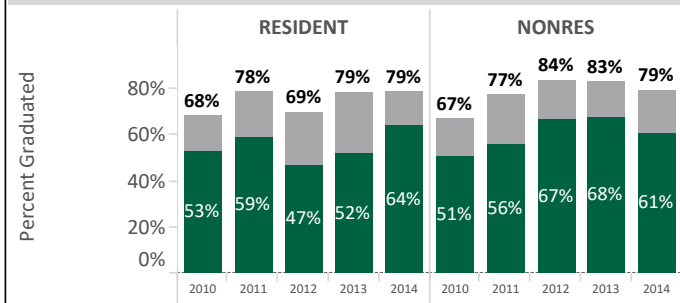
Other than "Institution Overall," all data are based on students with a declared major within Journalism & Communication in their first term.

**Additional information provided on next page**

**Retention and Graduation for First-time Full-time Freshmen\* (FTF)  
with First-term Major in Journalism & Communication  
Graduation within Five Years**



**Cohorts Entering Fall 2010 to 2014 by Residency  
Graduated within 5 Years in/out of Journalism & Communication**



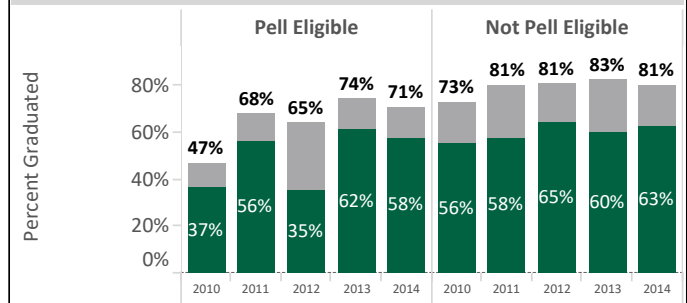
**Graduated within 5 Years (all cohorts pooled)**

	RESIDENT	NONRES
In School/College	55%	61%
In University	75%	78%
<b>Institution Overall</b>	<b>69%</b>	<b>71%</b>

**Percent of FTF by Residency (all cohorts pooled)  
Journalism & Communication and UO Overall**

	RESIDENT	NONRES
In School/College	47%	53%
<b>Institution Overall</b>	<b>51%</b>	<b>49%</b>

**Cohorts Entering Fall 2010 to 2014 by Pell Status  
Graduated within 5 Years in/out of Journalism & Communication**



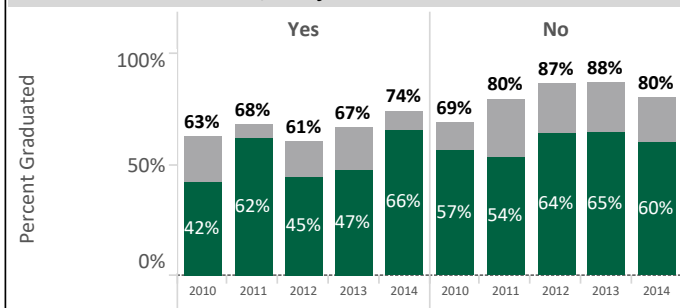
**Graduated within 5 Years (all cohorts pooled)**

	Pell Eligible	Not Pell Eligible
In School/College	50%	60%
In University	66%	80%
<b>Institution Overall</b>	<b>62%</b>	<b>72%</b>

**Percent of FTF by Pell Status (all cohorts pooled)  
Journalism & Communication and UO Overall**

	Pell Eligible	Not Pell Eligible
In School/College	21%	79%
<b>Institution Overall</b>	<b>24%</b>	<b>76%</b>

**Cohorts Entering Fall 2010 to 2014 by First Generation Status  
Graduated within 5 Years in/out of Journalism & Communication**



**Graduated within 5 Years (all cohorts pooled)**

	Yes	No	Unknown
In School/College	52%	60%	60%
In University	66%	81%	76%
<b>Institution Overall</b>	<b>62%</b>	<b>74%</b>	<b>67%</b>

**Percent of FTF by First Generation Status (all cohorts pooled)  
Journalism & Communication and UO Overall**

	Yes	No	Unknown
In School/College	25%	64%	11%
<b>Institution Overall</b>	<b>24%</b>	<b>62%</b>	<b>15%</b>

**Cohorts Entering Fall 2010 to 2014  
Graduated within 5 Years but not in Journalism & Communication**

N	188
Pct of Total	19%

**In what School/College(s) did students graduate?**

CAS Humanities graduate	21.3%
CAS Natural Sciences graduate	10.6%
CAS Social Sciences graduate	44.7%
<b>CAS graduate TOTAL</b>	<b>73.9%</b>
DSGN graduate	7.4%
Education graduate	10.6%
Journalism graduate	0.0%
LCB graduate	9.0%
Music & Dance graduate	0.5%

- May total to more than 100% since students may declare multiple majors.  
- Student may have had major in prior term(s).

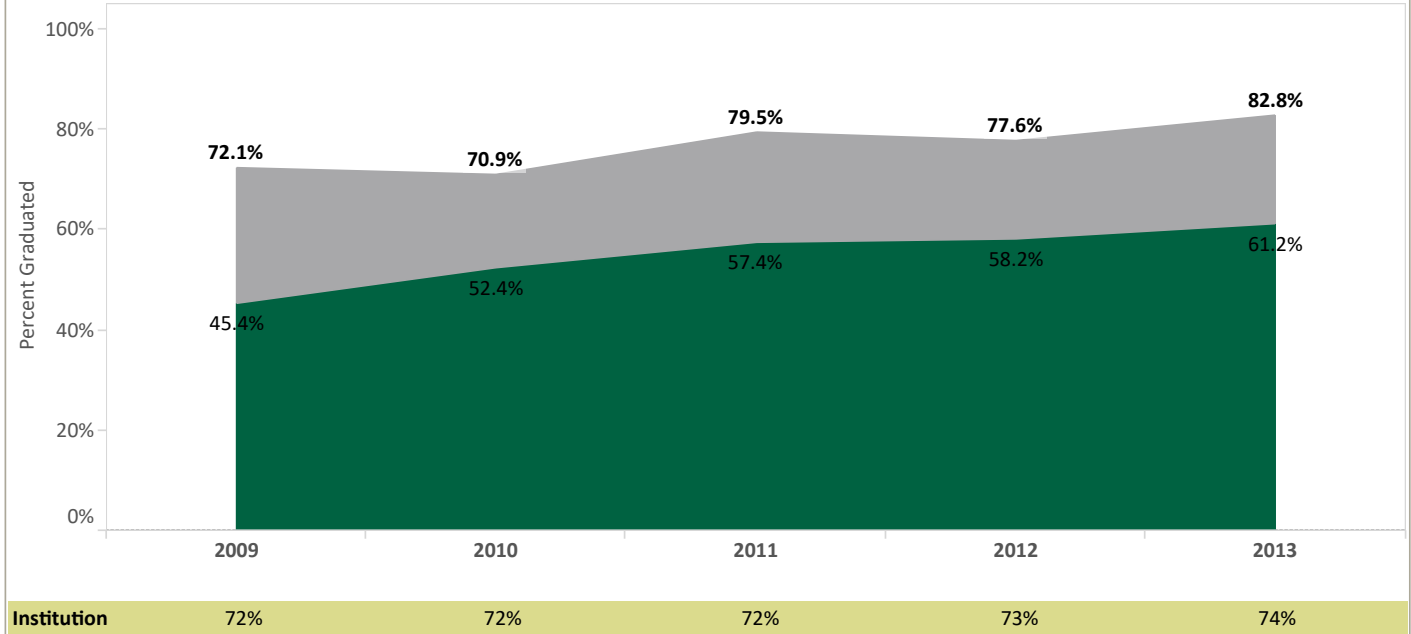
\*Freshmen from high school enrolled in at least 12 credit hours at the end of the 4th week of their first Fall term.  
Other than "Institution Overall," all data are based on students with a declared major within Journalism & Communication in their first term.  
Students must earn the degree within five calendar years of matriculating, i.e. by the end of the fifth summer  
Graduation in School/College: students awarded a degree with a major in Journalism & Communication  
Graduation outside School/College: students awarded a degree without a major in Journalism & Communication  
Graduation in Institution: students awarded a degree by the university, regardless of major  
Reporting may be suppressed for small populations

**Retention and Graduation for First-time Full-time Freshmen\* (FTF)  
with First-term Major in Journalism & Communication  
Graduation within Six Years**

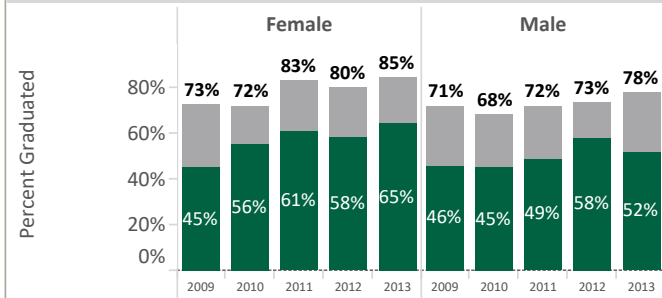
Outside School/College
In School/College

	<b>2009</b>	<b>2010</b>	<b>2011</b>	<b>2012</b>	<b>2013</b>
<b>New FTF in SOJC</b>	183	189	195	201	209

**Graduated within 6 Years  
in/out of Journalism & Communication**



**Cohorts Entering Fall 2009 to 2013 by Gender  
Graduated within 6 Years in/out of Journalism & Communication**



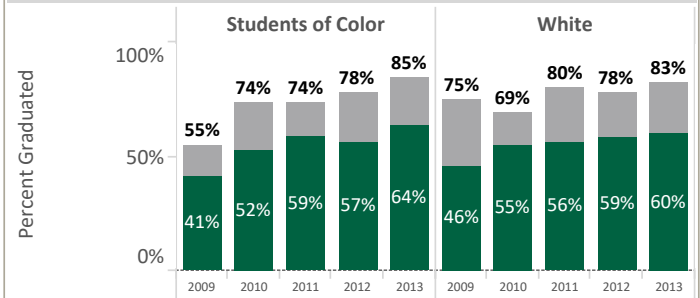
**Graduated within 6 Years (all cohorts pooled)**

	Female	Male
In School/College	57%	50%
In University	79%	72%
<b>Institution Overall</b>	<b>74%</b>	<b>70%</b>

**Percent of FTF by Gender (all cohorts pooled)  
Journalism & Communication and UO Overall**

	Female	Male
In School/College	70%	30%
<b>Institution Overall</b>	<b>55%</b>	<b>45%</b>

**Cohorts Entering Fall 2009 to 2013 by Students of Color  
Graduated within 6 Years in/out of Journalism & Communication**



**Graduated within 6 Years (all cohorts pooled)**

	Students of Color	White	Nonresident Alien	Unknown
In School/College	56%	55%	47%	70%
In University	75%	77%	79%	70%
<b>Institution Overall</b>	<b>71%</b>	<b>73%</b>	<b>73%</b>	<b>73%</b>

**Percent of FTF by Students of Color (all cohorts pooled)  
Journalism & Communication and UO Overall**

	Students of Color	White	Nonresident Alien	Unknown
In School/College	21%	74%	4%	1%
<b>Institution Overall</b>	<b>23%</b>	<b>69%</b>	<b>7%</b>	<b>1%</b>

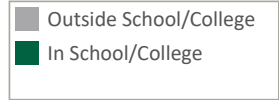
\*Freshmen from high school enrolled in at least 12 credit hours at the end of the 4th week of their first Fall term.

Other than "Institution Overall," all data are based on students with a declared major within Journalism & Communication in their first term.

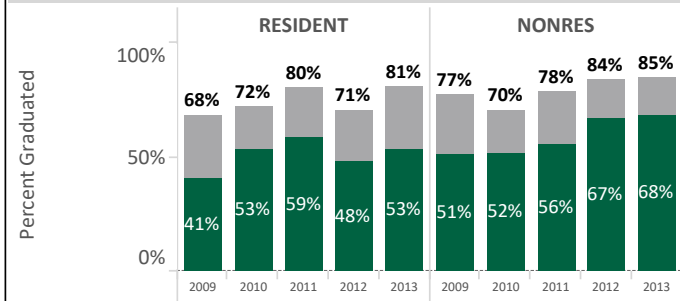
**Additional information provided on next page**



**Retention and Graduation for First-time Full-time Freshmen\* (FTF)  
with First-term Major in Journalism & Communication  
Graduation within Six Years**



**Cohorts Entering Fall 2009 to 2013 by Residency  
Graduated within 6 Years in/out of Journalism & Communication**



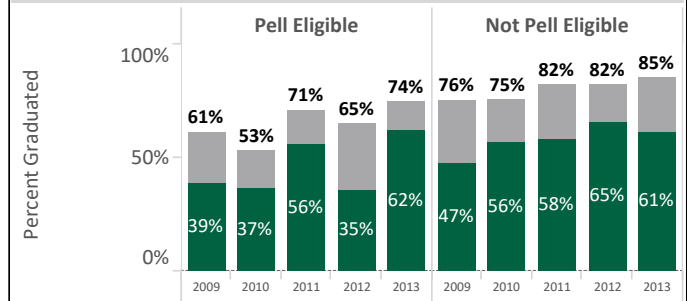
**Graduated within 6 Years (all cohorts pooled)**

	RESIDENT	NONRES
In School/College	51%	60%
In University	74%	79%
<b>Institution Overall</b>	<b>72%</b>	<b>74%</b>

**Percent of FTF by Residency (all cohorts pooled)  
Journalism & Communication and UO Overall**

	RESIDENT	NONRES
In School/College	50%	50%
<b>Institution Overall</b>	<b>52%</b>	<b>48%</b>

**Cohorts Entering Fall 2009 to 2013 by Pell Status  
Graduated within 6 Years in/out of Journalism & Communication**



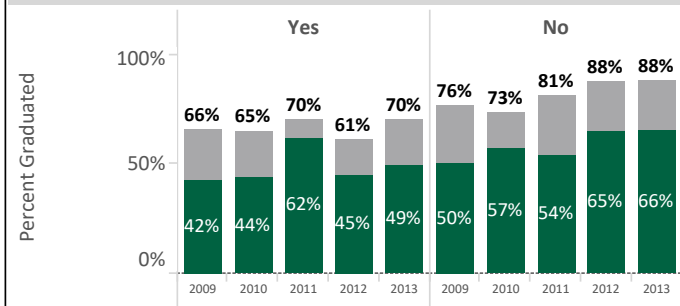
**Graduated within 6 Years (all cohorts pooled)**

	Pell Eligible	Not Pell Eligible
In School/College	46%	58%
In University	65%	80%
<b>Institution Overall</b>	<b>66%</b>	<b>74%</b>

**Percent of FTF by Pell Status (all cohorts pooled)  
Journalism & Communication and UO Overall**

	Pell Eligible	Not Pell Eligible
In School/College	22%	78%
<b>Institution Overall</b>	<b>23%</b>	<b>77%</b>

**Cohorts Entering Fall 2009 to 2013 by First Generation Status  
Graduated within 6 Years in/out of Journalism & Communication**



**Graduated within 6 Years (all cohorts pooled)**

	Yes	No	Unknown
In School/College	49%	58%	51%
In University	66%	81%	72%
<b>Institution Overall</b>	<b>65%</b>	<b>76%</b>	<b>70%</b>

**Percent of FTF by First Generation Status (all cohorts pooled)  
Journalism & Communication and UO Overall**

	Yes	No	Unknown
In School/College	25%	64%	11%
<b>Institution Overall</b>	<b>24%</b>	<b>61%</b>	<b>15%</b>

**Cohorts Entering Fall 2009 to 2013  
Graduated within 6 Years but not in Journalism & Communication**

N	211
Pct of Total	22%

**In what School/College(s) did students graduate?**

CAS Humanities graduate	19.0%
CAS Natural Sciences graduate	11.8%
CAS Social Sciences graduate	47.4%
<b>CAS graduate TOTAL</b>	<b>75.4%</b>
DSGN graduate	6.6%
Education graduate	10.0%
Journalism graduate	0.0%
LCB graduate	8.5%
Music & Dance graduate	0.9%

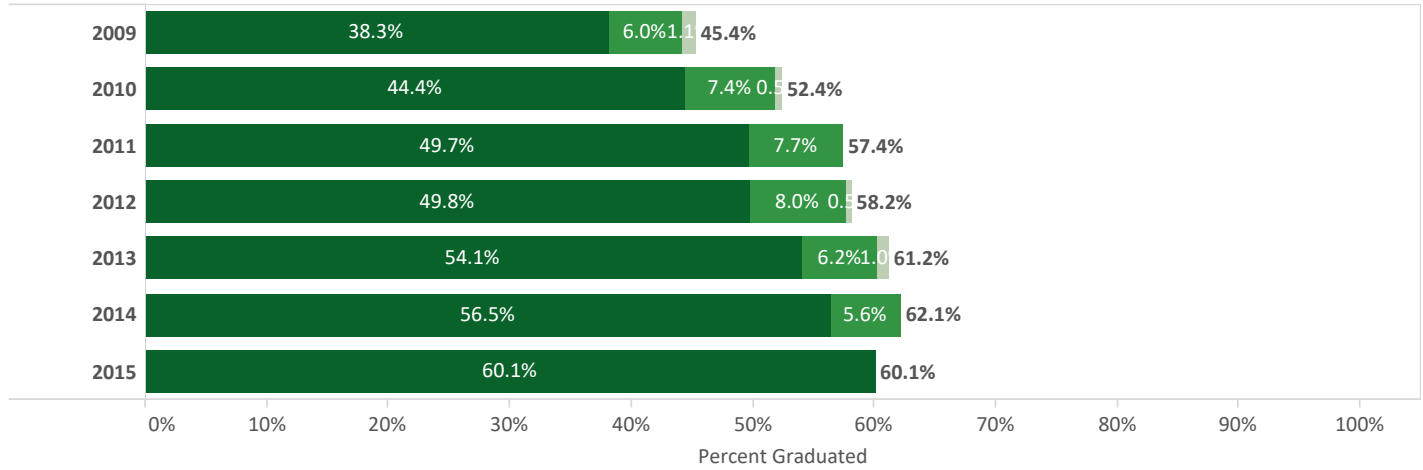
- May total to more than 100% since students may declare multiple majors.  
- Student may have had major in prior term(s).

\*Freshmen from high school enrolled in at least 12 credit hours at the end of the 4th week of their first Fall term.  
Other than "Institution Overall," all data are based on students with a declared major within Journalism & Communication in their first term.  
Students must earn the degree within six calendar years of matriculating, i.e. by the end of the sixth summer  
Graduation in School/College: students awarded a degree with a major in Journalism & Communication  
Graduation outside School/College: students awarded a degree without a major in Journalism & Communication  
Graduation in Institution: students awarded a degree by the university, regardless of major  
Reporting may be suppressed for small populations

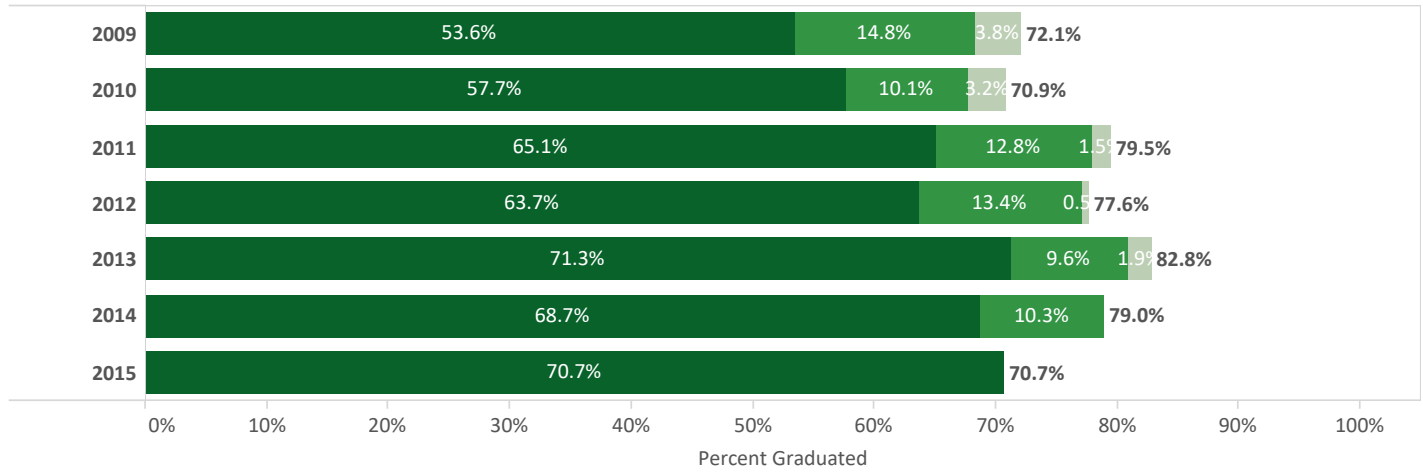
**Retention and Graduation for First-time Full-time Freshmen\* (FTF)  
with First-term Major in Journalism & Communication  
Graduation at Four, Five, and Six Years**



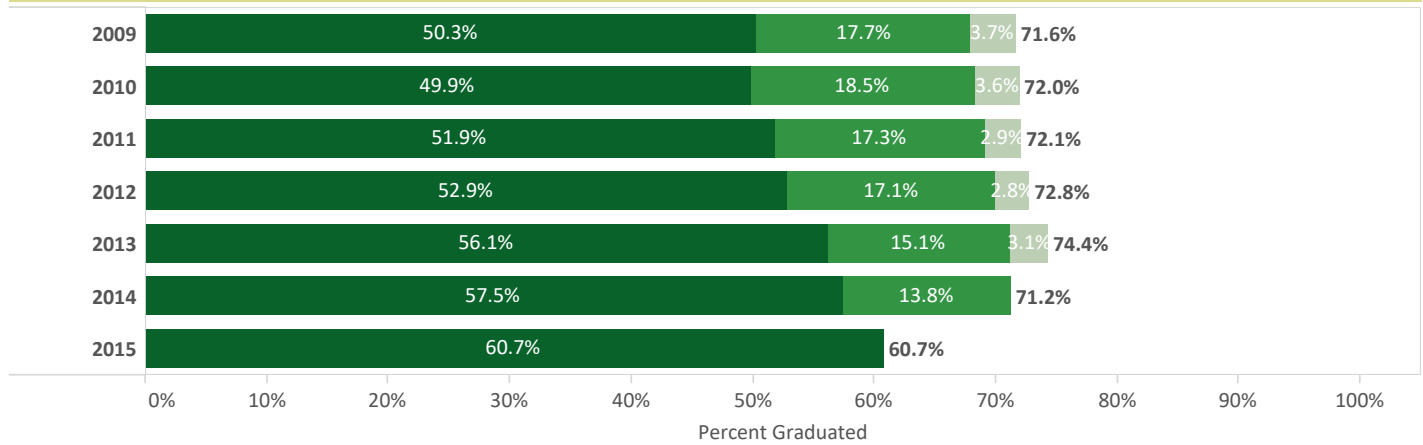
**Graduating in Journalism & Communication**



**Graduating in Institution**



**Graduation in 4, 5, and 6 years for all First-time Full-time Freshmen\* (FTF)  
Institution Overall**



\*Freshmen from high school enrolled in at least 12 credit hours at the end of the 4th week of their first Fall term.  
Other than "Institution Overall," all data are based on students with a declared major within Journalism & Communication in their first term.  
Graduating in School/College: students awarded a degree with a major in Journalism & Communication  
Graduating in Institution: students awarded a degree by the university, regardless of major  
Reporting may be suppressed for small populations

**Retention and Graduation for First-time Full-time Freshmen\* (FTF)  
with First-term Major in Journalism & Communication  
Retention & Graduation Outcomes**

*Retained/Graduated in Journalism & Communication*

Cohort	N	Return IN 2nd Fall	Return IN 3rd F..	Return IN 4th Fall	Grad IN w/in 4Y	Return IN 5th Fall	Grad IN w/in 5Y	Return IN 6th Fall	Grad IN w/in 6Y	Return IN 7th Fall	Grad IN w/in 7Y	Return IN 8th Fall	Grad IN w/in 8Y
Fall 2009	183	71.0%	57.9%	50.8%	38.3%	9.8%	44.3%	1.6%	45.4%	0.5%	45.9%	0.5%	45.9%
Fall 2010	189	71.4%	58.7%	59.3%	44.4%	7.4%	51.9%	1.1%	52.4%		52.4%		52.4%
Fall 2011	195	79.0%	62.6%	55.9%	49.7%	8.2%	57.4%		57.4%		57.4%		57.4%
Fall 2012	201	80.1%	66.2%	62.7%	49.8%	7.0%	57.7%	1.0%	58.2%		58.2%		
Fall 2013	209	83.3%	70.8%	60.8%	54.1%	6.2%	60.3%	1.0%	61.2%	0.5%			
Fall 2014	214	79.9%	70.1%	61.2%	56.5%	4.7%	62.1%						
Fall 2015	198	85.4%	75.8%	69.7%	60.1%	5.6%							
Fall 2016	211	79.6%	70.1%	60.2%									
Fall 2017	225	79.6%	72.4%										
Fall 2018	174	81.6%											

*Retained/Graduated in Institution*

Cohort	N	Return 2nd Fall	Return 3rd Fall	Return 4th Fall	Grad w/in 4Y	Return 5th Fall	Grad w/in 5Y	Return 6th Fall	Grad w/in 6Y	Return 7th Fall	Grad w/in 7Y	Return 8th Fall	Grad w/in 8Y
Fall 2009	183	88.0%	82.5%	77.0%	53.6%	21.3%	68.3%	4.4%	72.1%	0.5%	73.2%	1.1%	73.8%
Fall 2010	189	83.1%	76.7%	77.2%	57.7%	13.8%	67.7%	2.6%	70.9%	0.0%	72.0%	0.5%	72.5%
Fall 2011	195	87.7%	82.1%	77.4%	65.1%	15.4%	77.9%	1.0%	79.5%	0.0%	80.5%	0.0%	80.5%
Fall 2012	201	91.0%	86.1%	83.6%	63.7%	13.9%	77.1%	2.5%	77.6%	0.5%	78.1%	0.0%	
Fall 2013	209	92.3%	87.6%	81.8%	71.3%	10.5%	80.9%	1.4%	82.8%	0.5%			
Fall 2014	214	88.3%	83.2%	77.1%	68.7%	8.9%	79.0%	0.0%					
Fall 2015	198	91.9%	88.9%	81.8%	70.7%	7.6%							
Fall 2016	211	86.3%	80.6%	75.4%									
Fall 2017	225	86.2%	83.1%										
Fall 2018	174	86.8%											

**Retention and Graduation for all First-time Full-time Freshmen\* (FTF)**

*Institution Overall*

Cohort	N	Return 2nd Fall	Return 3rd Fall	Return 4th Fall	Grad w/in 4Y	Return 5th Fall	Grad w/in 5Y	Return 6th Fall	Grad w/in 6Y	Return 7th Fall	Grad w/in 7Y	Return 8th Fall	Grad w/in 8Y
Fall 2009	3,724	86.0%	78.3%	74.2%	50.3%	21.9%	68.0%	3.9%	71.6%	1.6%	72.9%	0.8%	73.2%
Fall 2010	3,845	86.4%	77.9%	74.8%	49.9%	22.6%	68.4%	4.6%	72.0%	1.5%	73.4%	0.6%	74.0%
Fall 2011	4,021	85.0%	78.2%	73.1%	51.9%	21.0%	69.2%	3.3%	72.1%	1.1%	73.0%	0.5%	73.5%
Fall 2012	3,943	86.8%	78.8%	75.0%	52.9%	19.9%	70.0%	3.3%	72.8%	1.3%	73.9%	0.3%	
Fall 2013	3,913	87.2%	80.4%	75.1%	56.1%	18.1%	71.2%	3.0%	74.4%	1.2%			
Fall 2014	3,895	87.5%	80.4%	75.1%	57.5%	16.6%	71.2%	2.9%					
Fall 2015	4,047	86.9%	79.7%	74.1%	60.7%	13.2%							
Fall 2016	3,942	86.1%	78.9%	72.8%									
Fall 2017	3,863	85.2%	78.4%										
Fall 2018	4,107	86.2%											

\*Freshmen from high school enrolled in at least 12 credit hours at the end of the 4th week of their first Fall term.

Other than "Institution Overall," all data are based on students with a declared major within Journalism & Communication in their first term.

Graduating in School/College: students awarded a degree *with a major in Journalism & Communication*

Graduating in Institution: students awarded a degree by the university, *regardless of major*

Reporting may be suppressed for small populations