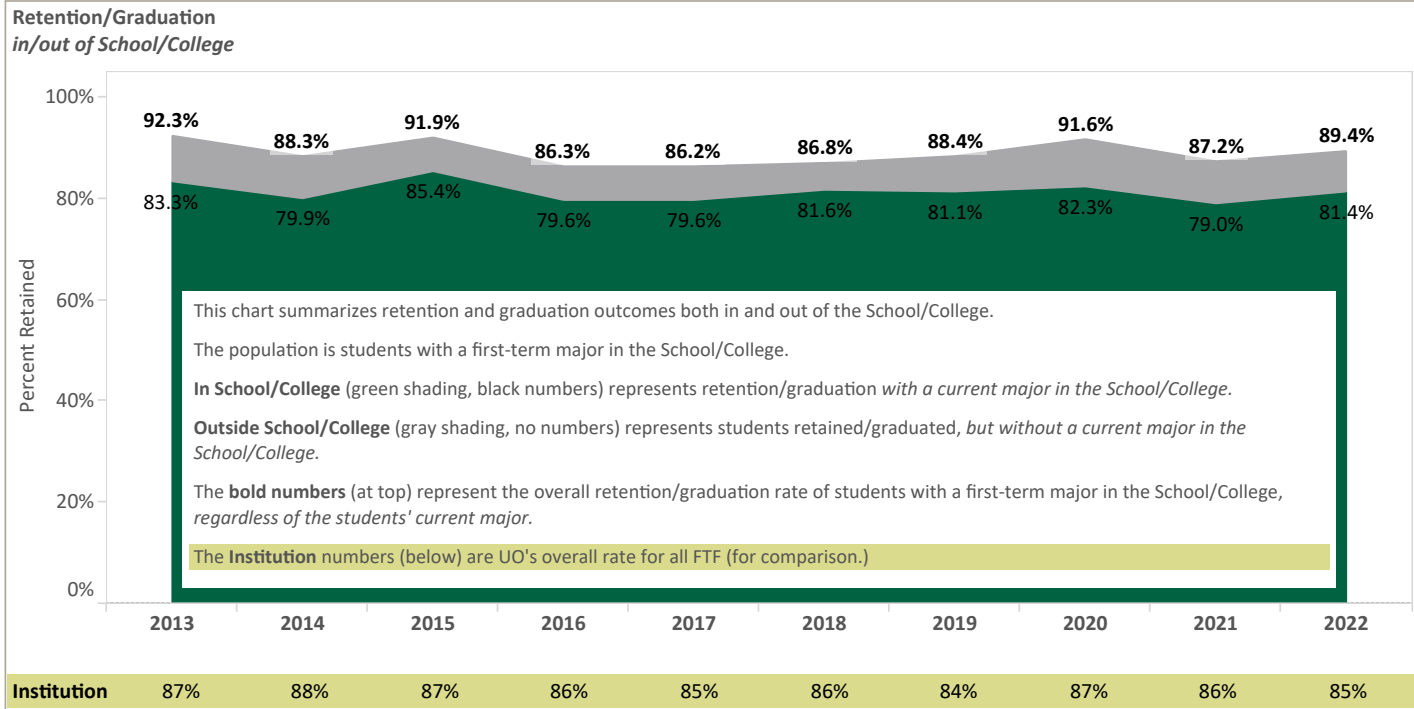


Retention and Graduation for First-time Full-time Students* (FTF) by School/College

HOW TO READ & INTERPRET THIS REPORT

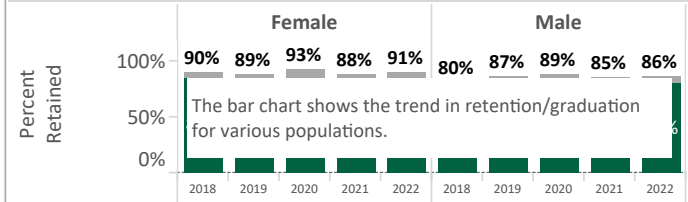
Outside School/College
 In School/College

New FTF in This table summarizes how many of the students in the first-time, full-time cohort had a declared major in the selected School/College in the term in which they matriculated



Each box provides retention/graduation for various populations, including gender, race/ethnicity (grouped), residency, Pell eligible and first generation status.

Cohorts Entering Fall to Fall by Characteristic Retention/Graduation in/out of School/College



Retention/Graduation (all cohorts pooled)
 This table reports the pooled retention or graduation rate for:
 - students with a first-term major in the School/College, retained or graduated with a current major **In School/College**
 - students with a first-term major in the School/College, retained or graduated **In University** regardless of current major
 - the retention/graduation rate for the **Institution Overall** (for comparison)

Percent of FTF by Characteristic (all cohorts pooled) School/College and UO Overall
 This table provides information on how the population is represented among
 - FTF **In School/College** and
 - FTF in the **Institution Overall** (for comparison)

Questions to Ask
 - is there a trend in the retention/graduation rate for each population?
 - does the trend differ for the two populations?
 - do outcomes for the entering cohort of the School/College differ from institutional outcomes overall?
 - do the demographics of the entering cohort of the School/College differ substantially from the cohort overall?

Cohorts Entering Fall to Fall retained/graduated but no longer in School/College

This table provides information on the disposition of students who remain at the university but are no longer in the School/College.

Definitions

First-time Full-time (FTF) Students are those from high school enrolled in at least 12 credit hours at the end of the 4th week of their first Fall term. **Other than "Institution Overall," all data are based on students with a declared major within the School/College in their first term.**

Retention students enrolled as of first day of Fall term, as measured at fourth-week census.

Graduation students awarded a degree before or during summer term of the specified year.

Gender and **Residency** as reported in first enrolled term on census date.

Students of Color includes Asian, Black/African American, Hispanic/Latino, Native American/Alaska Native, Native Hawaiian/Pacific Islander, and Two or More Races. As reported in first enrolled term on census date; however, students enrolling prior to federal changes in race/ethnicity reporting (Fall 2010) have been mapped to new categories.

Pell Eligible students offered Pell Grant in first year.

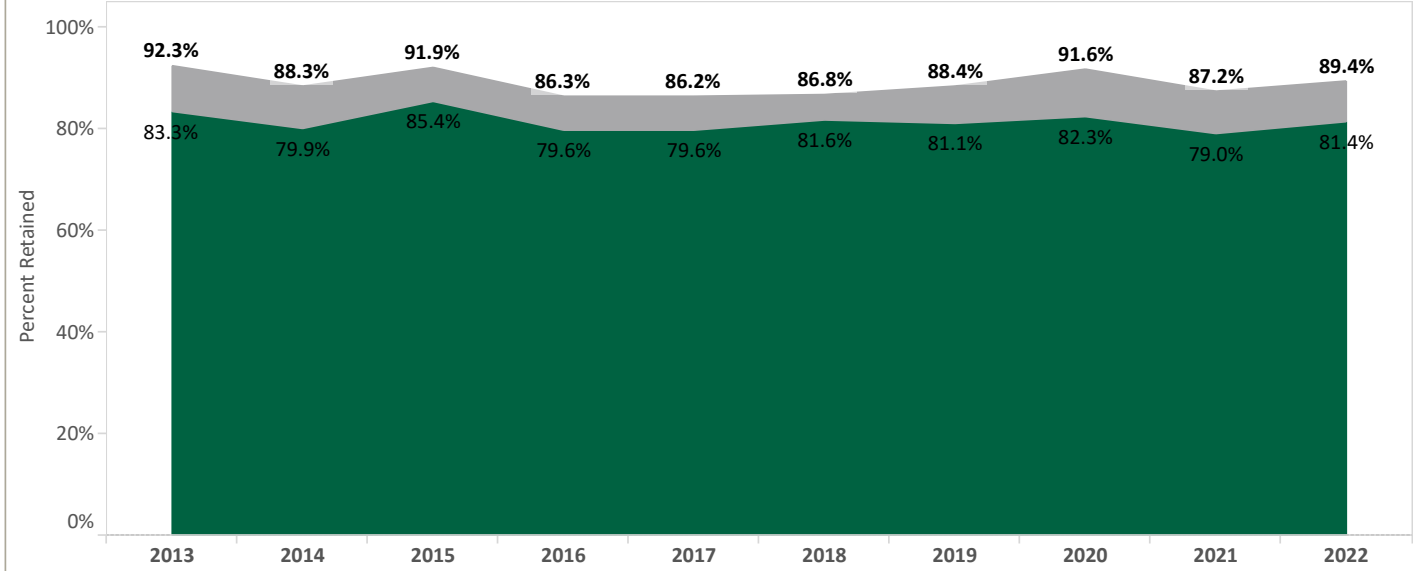
First Generation Status students self-reporting as parents' highest level of education being less than a bachelor's degree. *Data collection began Fall 2009.*

**Retention and Graduation for First-time Full-time Students* (FTF)
with First-term Major in Journalism & Communication
Retention to Second Year**

Outside School/College
In School/College

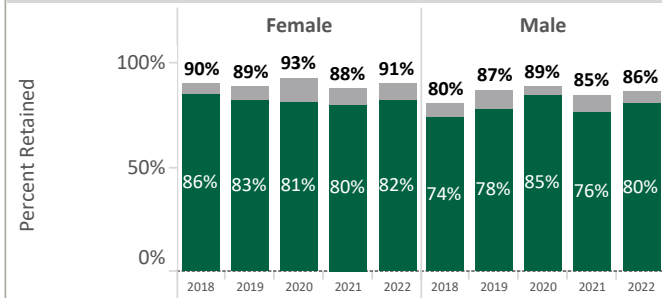
New FTF in SOJC	2013	2014	2015	2016	2017	2018	2019	2020	2021	2022
	209	214	198	211	225	174	249	215	195	226

**Retained to Year 2
in/out of Journalism & Communication**



Institution	87%	88%	87%	86%	85%	86%	84%	87%	86%	85%
--------------------	-----	-----	-----	-----	-----	-----	-----	-----	-----	-----

**Cohorts Entering Fall 2018 to 2022 by Gender
Retention to Year 2 in/out of Journalism & Communication**



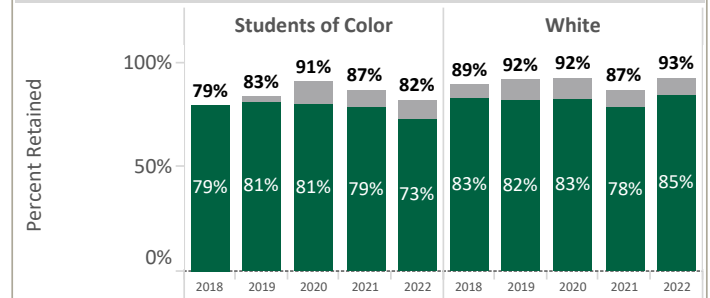
Retention to Year 2 (all cohorts pooled)

	Female	Male
In School/College	82%	79%
In University	90%	86%
Institution Overall	86%	85%

**Percent of FTF by Gender (all cohorts pooled)
Journalism & Communication and UO Overall**

	Female	Male
In School/College	68%	32%
Institution Overall	57%	43%

**Cohorts Entering Fall 2018 to 2022 by Students of Color
Retention to Year 2 in/out of Journalism & Communication**



Retention to Year 2 (all cohorts pooled)

	Students of Color	White	Nonresident Alien	Unknown
In School/College	79%	82%	93%	79%
In University	85%	91%	93%	86%
Institution Overall	84%	87%	86%	85%

**Percent of FTF by Students of Color (all cohorts pooled)
Journalism & Communication and UO Overall**

	Students of Color	White	Nonresident Alien	Unknown
In School/College	32%	66%	1%	1%
Institution Overall	35%	61%	2%	2%

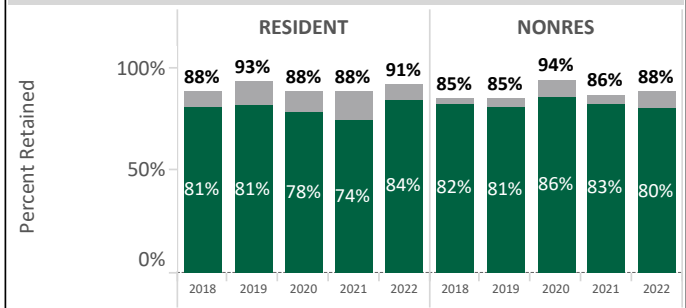
*First-time Students from high school enrolled in at least 12 credit hours at the end of the 4th week of their first Fall term.

Other than "Institution Overall," all data are based on students with a declared major within Journalism & Communication in their first term...

**Retention and Graduation for First-time Full-time Students* (FTF)
with First-term Major in Journalism & Communication
Retention to Second Year**



**Cohorts Entering Fall 2018 to 2022 by Residency
Retention to Year 2 in/out of Journalism & Communication**



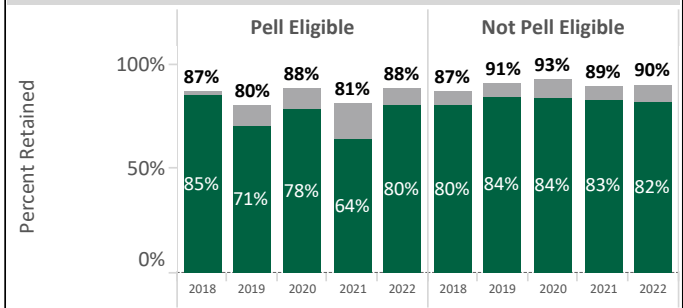
Retention to Year 2 (all cohorts pooled)

	RESIDENT	NONRES
In School/College	80%	82%
In University	90%	88%
Institution Overall	88%	84%

**Percent of FTF by Residency (all cohorts pooled)
Journalism & Communication and UO Overall**

	RESIDENT	NONRES
In School/College	45%	55%
Institution Overall	48%	52%

**Cohorts Entering Fall 2018 to 2022 by Pell Status
Retention to Year 2 in/out of Journalism & Communication**



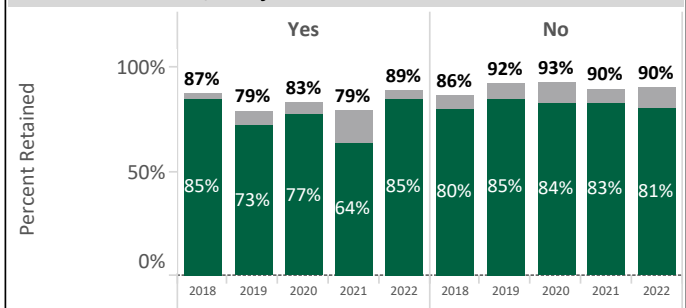
Retention to Year 2 (all cohorts pooled)

	Pell Eligible	Not Pell Eligible
In School/College	76%	83%
In University	85%	90%
Institution Overall	81%	87%

**Percent of FTF by Pell Status (all cohorts pooled)
Journalism & Communication and UO Overall**

	Pell Eligible	Not Pell Eligible
In School/College	24%	76%
Institution Overall	24%	76%

**Cohorts Entering Fall 2018 to 2022 by First Generation Status
Retention to Year 2 in/out of Journalism & Communication**



Retention to Year 2 (all cohorts pooled)

	Yes	No	Unknown
In School/College	76%	83%	82%
In University	83%	91%	86%
Institution Overall	81%	87%	81%

**Percent of FTF by First Generation Status (all cohorts pooled)
Journalism & Communication and UO Overall**

	Yes	No	Unknown
In School/College	22%	76%	2%
Institution Overall	23%	74%	3%

**Cohorts Entering Fall 2018 to 2022
retained to year 2 but no longer in Journalism & Communication**

N	81
Pct of Total	8%

In what School/College(s) were students majoring at start of year 2?

CAS Humanities major	21.0%
CAS Natural Sciences major	16.0%
CAS Social Sciences major	29.6%
CAS major TOTAL	60.5%
DSGN major	9.9%
Education major	4.9%
Journalism major	0.0%
LCB major	19.8%
Music & Dance major	1.2%
Undeclared major	0.0%

- May total to more than 100% since students may declare multiple majors.
- Student may have had major in prior term(s).
- "Undeclared major" includes the newly designated major "Exploring"

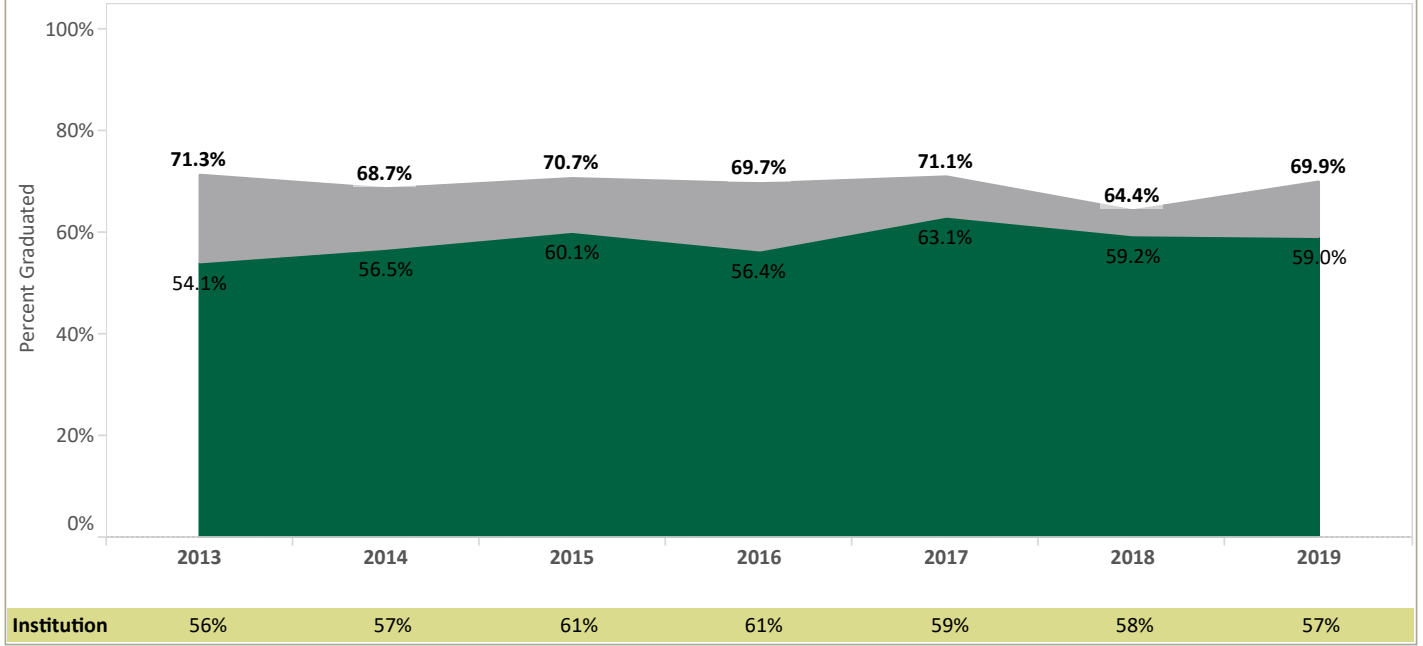
*First-time students from high school enrolled in at least 12 credit hours at the end of the 4th week of their first Fall term.
Other than "Institution Overall," all data are based on students with a declared major within Journalism & Communication in their first term.
Retention in School/College: students enrolled on day 1 of the second fall with a declared major in Journalism & Communication
Retention outside School/College: students enrolled on day 1 of the second fall but without a declared major in Journalism & Communication
Retention in University: students enrolled on day 1 of the second fall, regardless of declared major
Reporting may be suppressed for small populations

**Retention and Graduation for First-time Full-time Students* (FTF)
with First-term Major in Journalism & Communication
Graduation within Four Years**

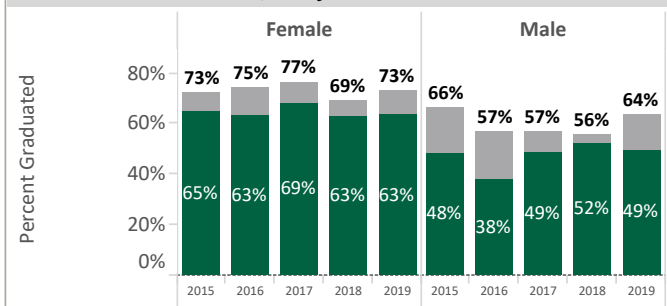
Outside School/College
In School/College

	2013	2014	2015	2016	2017	2018	2019
New FTF in SOJC	209	214	198	211	225	174	249

**Graduated within 4 Years
in/out of Journalism & Communication**



**Cohorts Entering Fall 2015 to 2019 by Gender
Graduated within 4 Years in/out of Journalism & Communication**



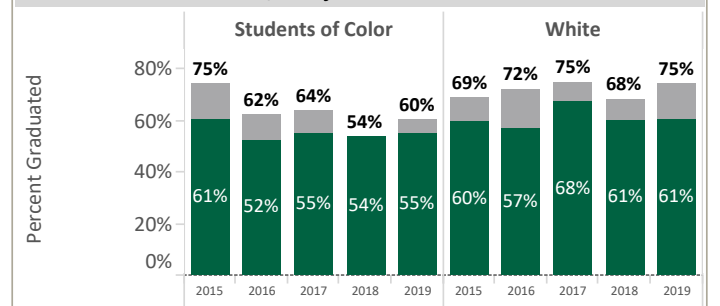
Graduated within 4 Years (all cohorts pooled)

	Female	Male
In School/College	65%	48%
In University	73%	60%
Institution Overall	63%	54%

**Percent of FTF by Gender (all cohorts pooled)
Journalism & Communication and UO Overall**

	Female	Male
In School/College	70%	30%
Institution Overall	57%	43%

**Cohorts Entering Fall 2015 to 2019 by Students of Color
Graduated within 4 Years in/out of Journalism & Communication**



Graduated within 4 Years (all cohorts pooled)

	Students of Color	White	Nonresident Alien	Unknown
In School/College	55%	61%	67%	64%
In University	63%	72%	78%	64%
Institution Overall	55%	62%	58%	61%

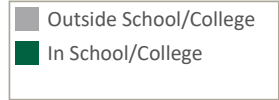
**Percent of FTF by Students of Color (all cohorts pooled)
Journalism & Communication and UO Overall**

	Students of Color	White	Nonresident Alien	Unknown
In School/College	30%	68%	2%	1%
Institution Overall	33%	60%	6%	2%

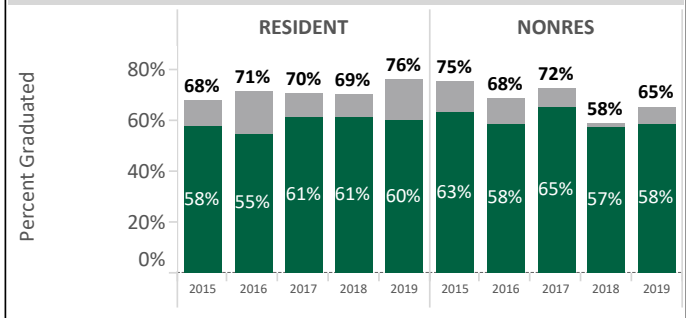
*First-time Students from high school enrolled in at least 12 credit hours at the end of the 4th week of their first Fall term.

Other than "Institution Overall," all data are based on students with a declared major within Journalism & Communication in their first term...

**Retention and Graduation for First-time Full-time Students* (FTF)
with First-term Major in Journalism & Communication
Graduation within Four Years**



**Cohorts Entering Fall 2015 to 2019 by Residency
Graduated within 4 Years in/out of Journalism & Communication**



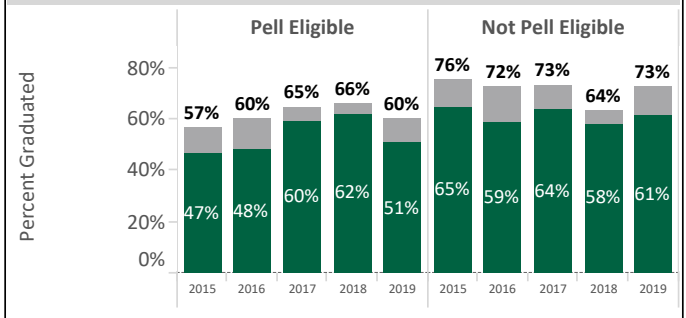
Graduated within 4 Years (all cohorts pooled)

	RESIDENT	NONRES
In School/College	59%	60%
In University	71%	68%
Institution Overall	60%	58%

**Percent of FTF by Residency (all cohorts pooled)
Journalism & Communication and UO Overall**

	RESIDENT	NONRES
In School/College	52%	48%
Institution Overall	49%	51%

**Cohorts Entering Fall 2015 to 2019 by Pell Status
Graduated within 4 Years in/out of Journalism & Communication**



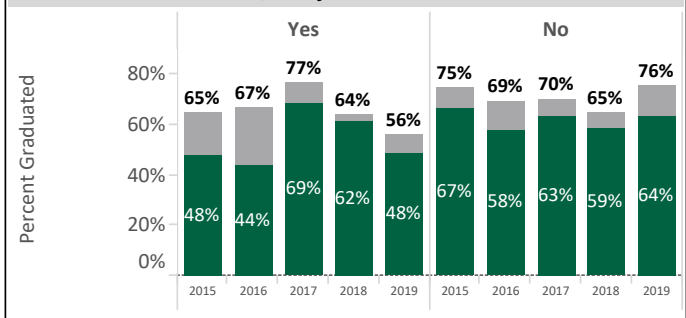
Graduated within 4 Years (all cohorts pooled)

	Pell Eligible	Not Pell Eligible
In School/College	54%	62%
In University	62%	72%
Institution Overall	51%	62%

**Percent of FTF by Pell Status (all cohorts pooled)
Journalism & Communication and UO Overall**

	Pell Eligible	Not Pell Eligible
In School/College	25%	75%
Institution Overall	25%	75%

**Cohorts Entering Fall 2015 to 2019 by First Generation Status
Graduated within 4 Years in/out of Journalism & Communication**



Graduated within 4 Years (all cohorts pooled)

	Yes	No	Unknown
In School/College	53%	62%	55%
In University	65%	71%	65%
Institution Overall	52%	62%	58%

**Percent of FTF by First Generation Status (all cohorts pooled)
Journalism & Communication and UO Overall**

	Yes	No	Unknown
In School/College	24%	70%	6%
Institution Overall	25%	65%	10%

**Cohorts Entering Fall 2015 to 2019
Graduated within 4 Years but not in Journalism & Communication**

N	103
Pct of Total	10%

In what School/College(s) did students graduate?

CAS Humanities graduate	29.1%
CAS Natural Sciences graduate	6.8%
CAS Social Sciences graduate	37.9%
CAS graduate TOTAL	70.9%
DSGN graduate	11.7%
Education graduate	6.8%
Journalism graduate	0.0%
LCB graduate	11.7%
Music & Dance graduate	1.0%

- May total to more than 100% since students may declare multiple majors.
- Student may have had major in prior term(s).

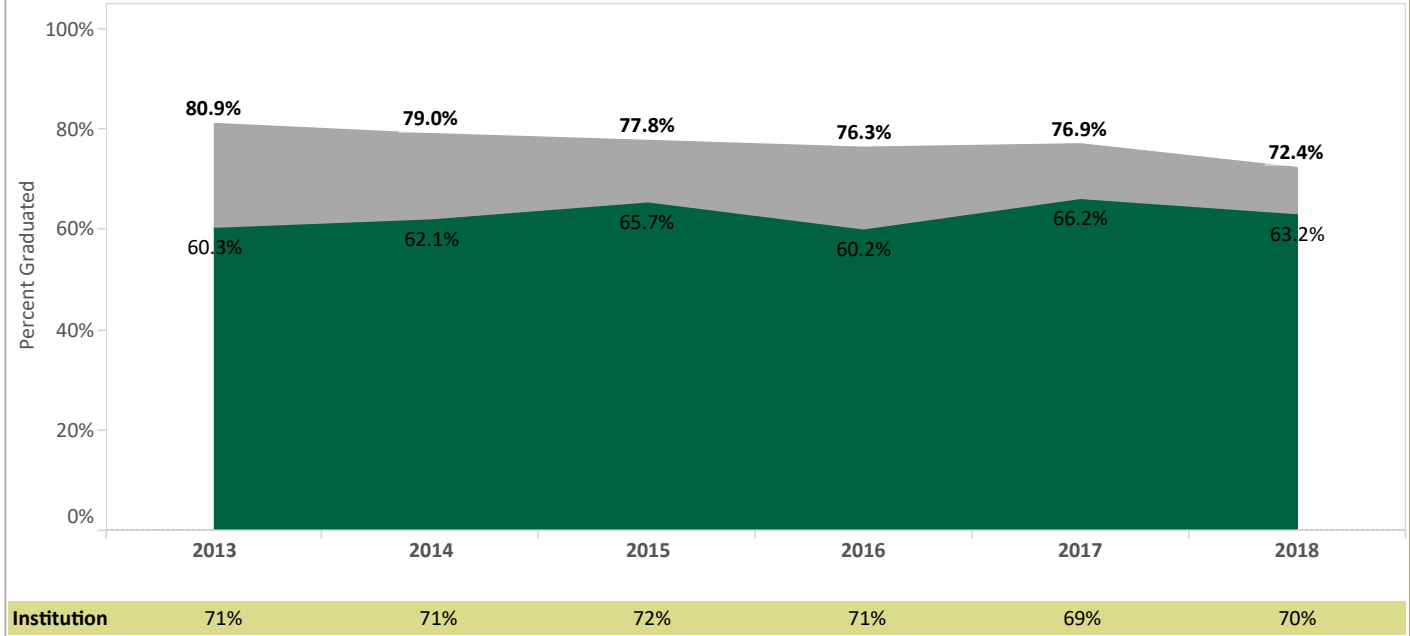
*First-time students from high school enrolled in at least 12 credit hours at the end of the 4th week of their first Fall term.
Other than "Institution Overall," all data are based on students with a declared major within Journalism & Communication in their first term.
Students must earn the degree within four calendar years of matriculating, i.e. by the end of the fourth summer
Graduation in School/College: students awarded a degree with a major in Journalism & Communication
Graduation outside School/College: students awarded a degree without a major in Journalism & Communication
Graduation in Institution: students awarded a degree by the university, regardless of major
Reporting may be suppressed for small populations

**Retention and Graduation for First-time Full-time Students* (FTF)
with First-term Major in Journalism & Communication
Graduation within Five Years**

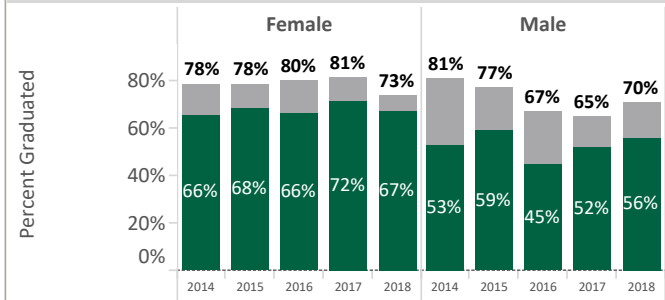
Outside School/College
In School/College

	2013	2014	2015	2016	2017	2018
New FTF in SOJC	209	214	198	211	225	174

**Graduated within 5 Years
in/out of Journalism & Communication**



**Cohorts Entering Fall 2014 to 2018 by Gender
Graduated within 5 Years in/out of Journalism & Communication**



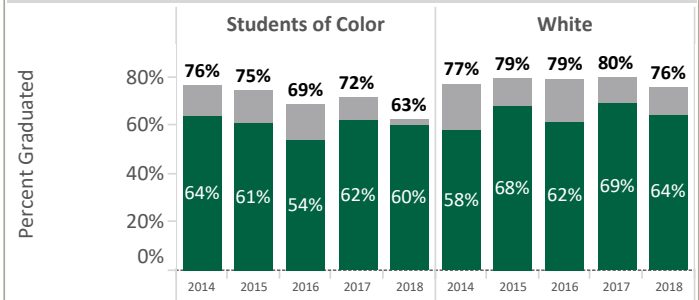
Graduated within 5 Years (all cohorts pooled)

	Female	Male
In School/College	68%	53%
In University	79%	72%
Institution Overall	73%	68%

**Percent of FTF by Gender (all cohorts pooled)
Journalism & Communication and UO Overall**

	Female	Male
In School/College	71%	29%
Institution Overall	56%	44%

**Cohorts Entering Fall 2014 to 2018 by Students of Color
Graduated within 5 Years in/out of Journalism & Communication**



Graduated within 5 Years (all cohorts pooled)

	Students of Color	White	Nonresident Alien	Unknown
In School/College	60%	64%	77%	73%
In University	71%	78%	90%	82%
Institution Overall	67%	72%	75%	73%

**Percent of FTF by Students of Color (all cohorts pooled)
Journalism & Communication and UO Overall**

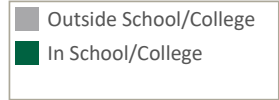
	Students of Color	White	Nonresident Alien	Unknown
In School/College	28%	68%	3%	1%
Institution Overall	31%	60%	8%	2%

*First-time Students from high school enrolled in at least 12 credit hours at the end of the 4th week of their first Fall term.

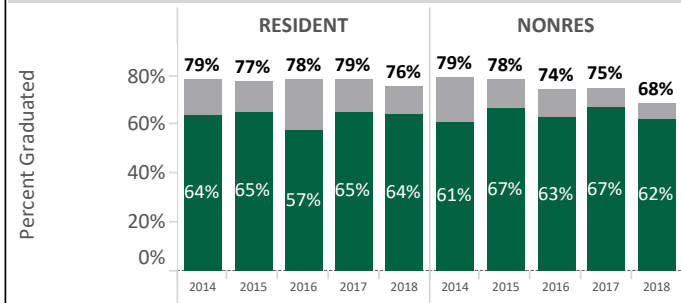
Other than "Institution Overall," all data are based on students with a declared major within Journalism & Communication in their first term.

Additional information provided on next page

**Retention and Graduation for First-time Full-time Students* (FTF)
with First-term Major in Journalism & Communication
Graduation within Five Years**



**Cohorts Entering Fall 2014 to 2018 by Residency
Graduated within 5 Years in/out of Journalism & Communication**



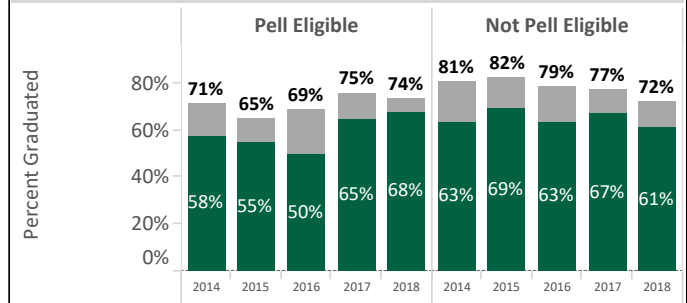
Graduated within 5 Years (all cohorts pooled)

	RESIDENT	NONRES
In School/College	63%	64%
In University	78%	75%
Institution Overall	71%	71%

**Percent of FTF by Residency (all cohorts pooled)
Journalism & Communication and UO Overall**

	RESIDENT	NONRES
In School/College	51%	49%
Institution Overall	49%	51%

**Cohorts Entering Fall 2014 to 2018 by Pell Status
Graduated within 5 Years in/out of Journalism & Communication**



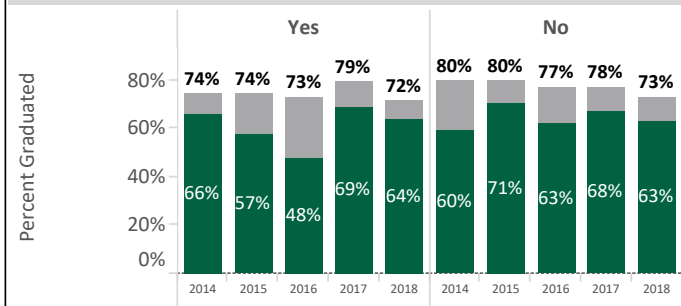
Graduated within 5 Years (all cohorts pooled)

	Pell Eligible	Not Pell Eligible
In School/College	60%	65%
In University	71%	78%
Institution Overall	62%	74%

**Percent of FTF by Pell Status (all cohorts pooled)
Journalism & Communication and UO Overall**

	Pell Eligible	Not Pell Eligible
In School/College	24%	76%
Institution Overall	25%	75%

**Cohorts Entering Fall 2014 to 2018 by First Generation Status
Graduated within 5 Years in/out of Journalism & Communication**



Graduated within 5 Years (all cohorts pooled)

	Yes	No	Unknown
In School/College	61%	65%	61%
In University	74%	78%	75%
Institution Overall	62%	74%	71%

**Percent of FTF by First Generation Status (all cohorts pooled)
Journalism & Communication and UO Overall**

	Yes	No	Unknown
In School/College	23%	68%	9%
Institution Overall	25%	62%	13%

**Cohorts Entering Fall 2014 to 2018
Graduated within 5 Years but not in Journalism & Communication**

N	134
Pct of Total	13%

In what School/College(s) did students graduate?

CAS Humanities graduate	25.4%
CAS Natural Sciences graduate	6.7%
CAS Social Sciences graduate	43.3%
CAS graduate TOTAL	73.1%
DSGN graduate	13.4%
Education graduate	6.0%
Journalism graduate	0.0%
LCB graduate	9.0%
Music & Dance graduate	0.7%

- May total to more than 100% since students may declare multiple majors.
- Student may have had major in prior term(s).

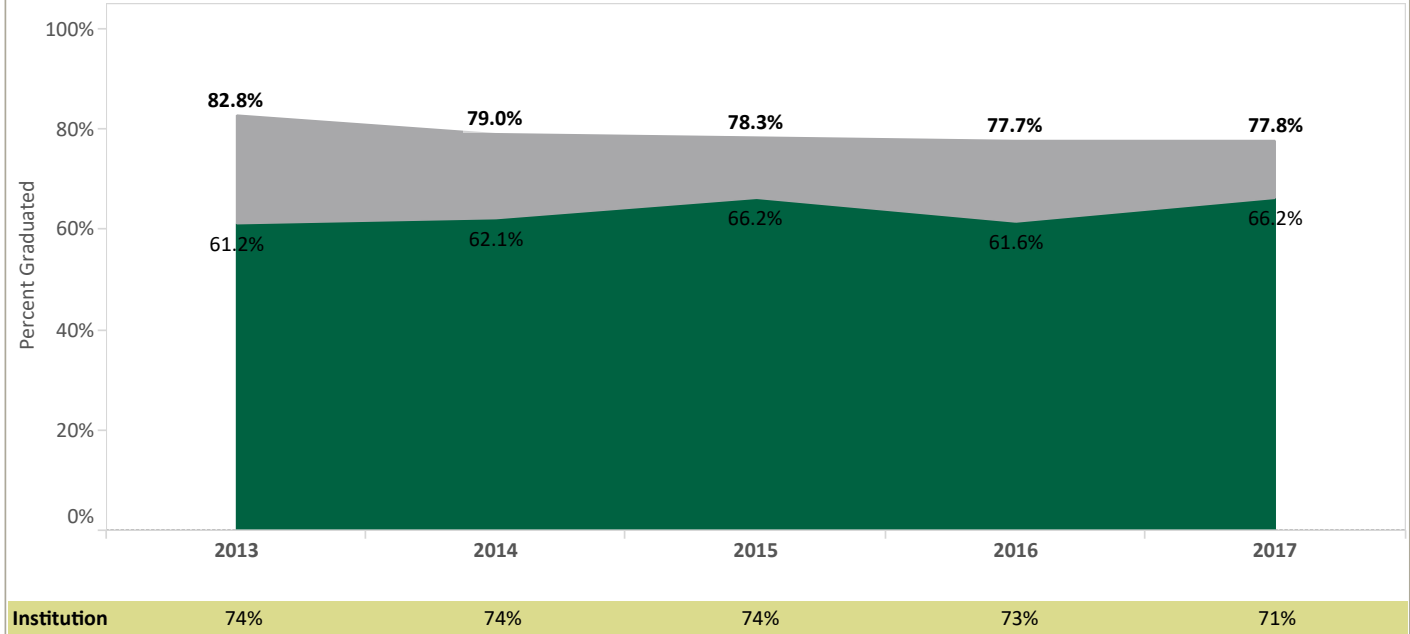
*First-time students from high school enrolled in at least 12 credit hours at the end of the 4th week of their first Fall term.
Other than "Institution Overall," all data are based on students with a declared major within Journalism & Communication in their first term.
Students must earn the degree within five calendar years of matriculating, i.e. by the end of the fifth summer
Graduation in School/College: students awarded a degree with a major in Journalism & Communication
Graduation outside School/College: students awarded a degree without a major in Journalism & Communication
Graduation in Institution: students awarded a degree by the university, regardless of major
Reporting may be suppressed for small populations

**Retention and Graduation for First-time Full-time Students* (FTF)
with First-term Major in Journalism & Communication
Graduation within Six Years**

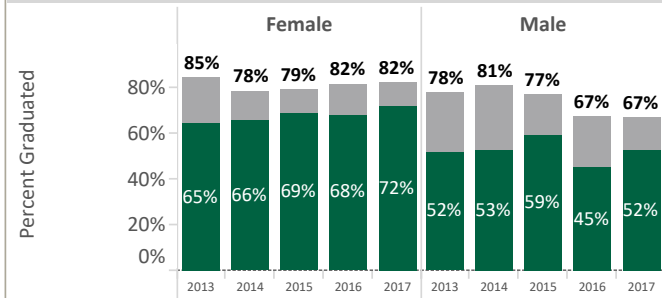
Outside School/College
In School/College

	2013	2014	2015	2016	2017
New FTF in SOJC	209	214	198	211	225

**Graduated within 6 Years
in/out of Journalism & Communication**



**Cohorts Entering Fall 2013 to 2017 by Gender
Graduated within 6 Years in/out of Journalism & Communication**



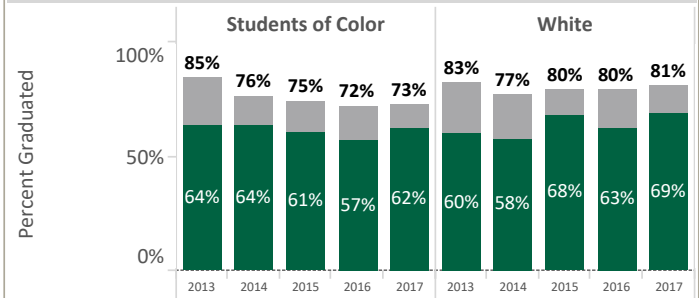
Graduated within 6 Years (all cohorts pooled)

	Female	Male
In School/College	68%	52%
In University	81%	74%
Institution Overall	75%	71%

**Percent of FTF by Gender (all cohorts pooled)
Journalism & Communication and UO Overall**

	Female	Male
In School/College	73%	27%
Institution Overall	56%	44%

**Cohorts Entering Fall 2013 to 2017 by Students of Color
Graduated within 6 Years in/out of Journalism & Communication**



Graduated within 6 Years (all cohorts pooled)

	Students of Color	White	Nonresident Alien	Unknown
In School/College	62%	64%	71%	73%
In University	76%	80%	88%	73%
Institution Overall	70%	74%	78%	71%

**Percent of FTF by Students of Color (all cohorts pooled)
Journalism & Communication and UO Overall**

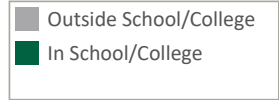
	Students of Color	White	Nonresident Alien	Unknown
In School/College	28%	67%	4%	1%
Institution Overall	29%	61%	9%	1%

*First-time Students from high school enrolled in at least 12 credit hours at the end of the 4th week of their first Fall term.

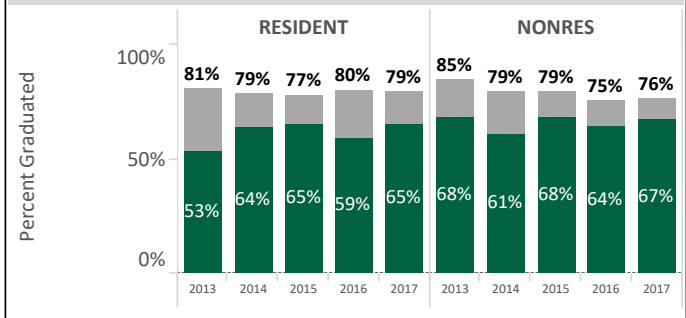
Other than "Institution Overall," all data are based on students with a declared major within Journalism & Communication in their first term.

Additional information provided on next page

**Retention and Graduation for First-time Full-time Students* (FTF)
with First-term Major in Journalism & Communication
Graduation within Six Years**



**Cohorts Entering Fall 2013 to 2017 by Residency
Graduated within 6 Years in/out of Journalism & Communication**



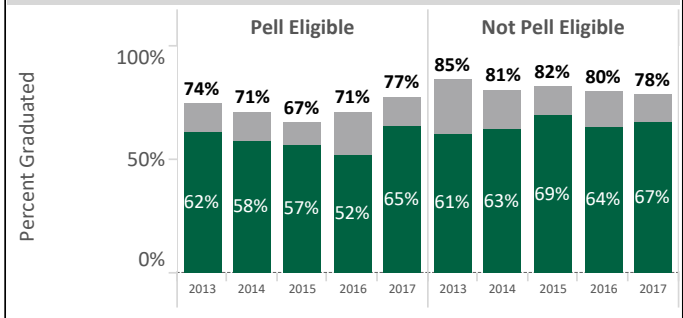
Graduated within 6 Years (all cohorts pooled)

	RESIDENT	NONRES
In School/College	61%	66%
In University	79%	79%
Institution Overall	73%	73%

**Percent of FTF by Residency (all cohorts pooled)
Journalism & Communication and UO Overall**

	RESIDENT	NONRES
In School/College	50%	50%
Institution Overall	49%	51%

**Cohorts Entering Fall 2013 to 2017 by Pell Status
Graduated within 6 Years in/out of Journalism & Communication**



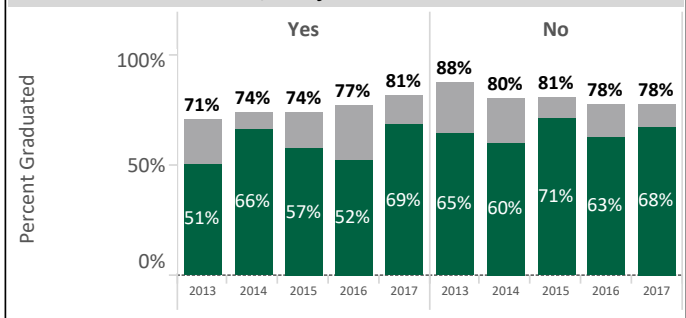
Graduated within 6 Years (all cohorts pooled)

	Pell Eligible	Not Pell Eligible
In School/College	59%	65%
In University	72%	81%
Institution Overall	65%	76%

**Percent of FTF by Pell Status (all cohorts pooled)
Journalism & Communication and UO Overall**

	Pell Eligible	Not Pell Eligible
In School/College	23%	77%
Institution Overall	25%	75%

**Cohorts Entering Fall 2013 to 2017 by First Generation Status
Graduated within 6 Years in/out of Journalism & Communication**



Graduated within 6 Years (all cohorts pooled)

	Yes	No	Unknown
In School/College	59%	65%	63%
In University	75%	81%	78%
Institution Overall	65%	77%	75%

**Percent of FTF by First Generation Status (all cohorts pooled)
Journalism & Communication and UO Overall**

	Yes	No	Unknown
In School/College	25%	65%	10%
Institution Overall	24%	60%	16%

**Cohorts Entering Fall 2013 to 2017
Graduated within 6 Years but not in Journalism & Communication**

N	165
Pct of Total	16%


In what School/College(s) did students graduate?

CAS Humanities graduate	23.0%
CAS Natural Sciences graduate	7.3%
CAS Social Sciences graduate	44.2%
CAS graduate TOTAL	72.7%
DSGN graduate	12.1%
Education graduate	8.5%
Journalism graduate	0.0%
LCB graduate	7.3%
Music & Dance graduate	1.2%

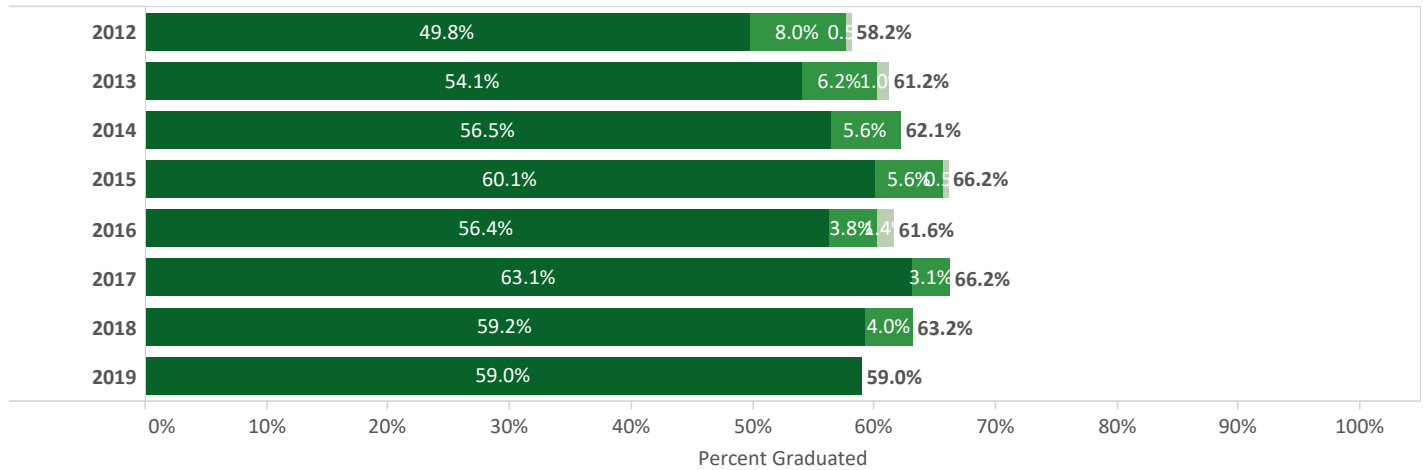
- May total to more than 100% since students may declare multiple majors.
- Student may have had major in prior term(s).

*First-time students from high school enrolled in at least 12 credit hours at the end of the 4th week of their first Fall term.
Other than "Institution Overall," all data are based on students with a declared major within Journalism & Communication in their first term.
Students must earn the degree within six calendar years of matriculating, i.e. by the end of the sixth summer
Graduation in School/College: students awarded a degree with a major in Journalism & Communication
Graduation outside School/College: students awarded a degree without a major in Journalism & Communication
Graduation in Institution: students awarded a degree by the university, regardless of major
Reporting may be suppressed for small populations

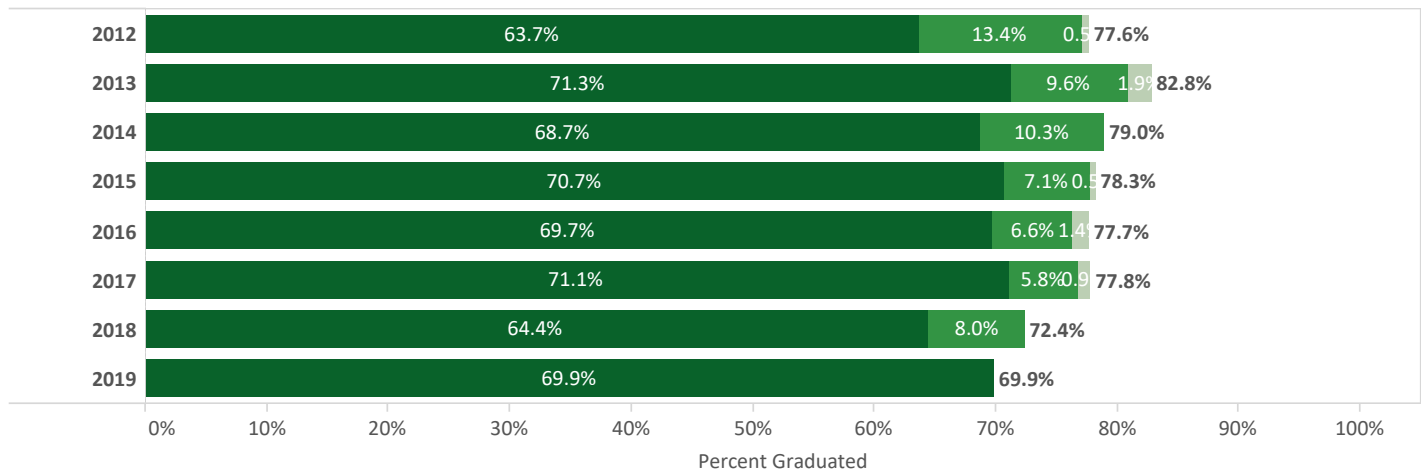
**Retention and Graduation for First-time Full-time Students* (FTF)
with First-term Major in Journalism & Communication
Graduation at Four, Five, and Six Years**



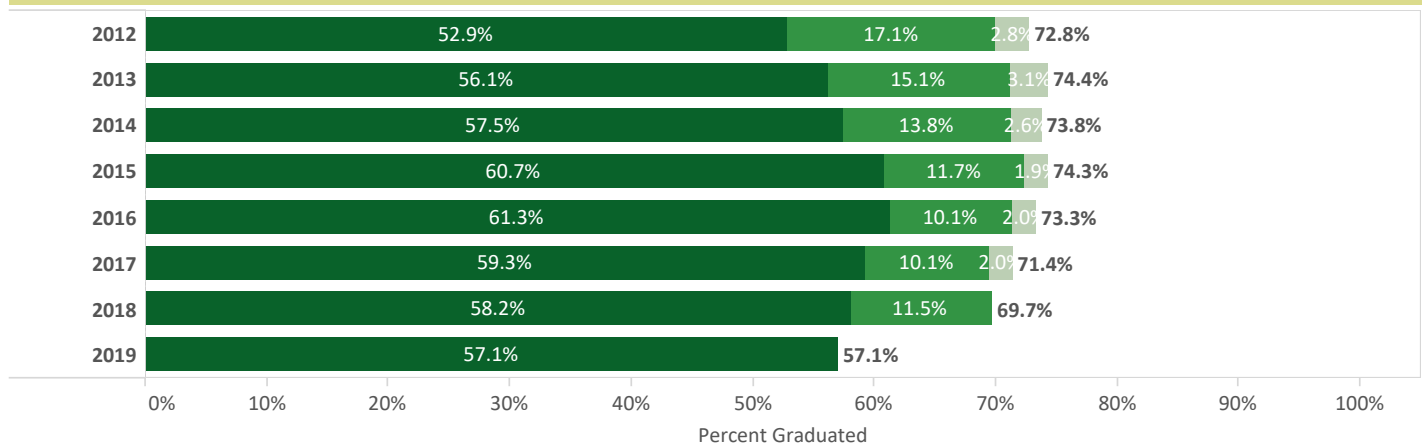
Graduating in Journalism & Communication



Graduating in Institution



**Graduation in 4, 5, and 6 years for all First-time Full-time Students* (FTF)
Institution Overall**



*First-time students from high school enrolled in at least 12 credit hours at the end of the 4th week of their first Fall term.
Other than "Institution Overall," all data are based on students with a declared major within Journalism & Communication in their first term.
Graduating in School/College: students awarded a degree with a major in Journalism & Communication
Graduating in Institution: students awarded a degree by the university, regardless of major
Reporting may be suppressed for small populations

**Retention and Graduation for First-time Full-time Students* (FTF)
with First-term Major in Journalism & Communication
Retention & Graduation Outcomes**

Retained/Graduated in Journalism & Communication

Cohort	N	Return IN 2nd Fall	Return IN 3rd F..	Return IN 4th Fall	Grad IN w/in 4Y	Return IN 5th Fall	Grad IN w/in 5Y	Return IN 6th Fall	Grad IN w/in 6Y	Return IN 7th Fall	Grad IN w/in 7Y	Return IN 8th Fall	Grad IN w/in 8Y
Fall 2012	201	80.1%	66.2%	62.7%	49.8%	7.0%	57.7%	1.0%	58.2%		58.2%		58.2%
Fall 2013	209	83.3%	70.8%	60.8%	54.1%	6.2%	60.3%	1.0%	61.2%	0.5%	61.2%		61.2%
Fall 2014	214	79.9%	70.1%	61.2%	56.5%	4.7%	62.1%		62.1%		62.6%		62.6%
Fall 2015	198	85.4%	75.8%	69.7%	60.1%	5.6%	65.7%		66.2%		66.7%		66.7%
Fall 2016	211	79.6%	70.1%	60.2%	56.4%	5.7%	60.2%	1.9%	61.6%		61.6%		
Fall 2017	225	79.6%	72.4%	65.3%	63.1%	2.2%	66.2%		66.2%				
Fall 2018	174	81.6%	71.8%	64.4%	59.2%	4.0%	63.2%						
Fall 2019	249	81.1%	72.3%	62.7%	59.0%	4.8%							
Fall 2020	215	82.3%	71.2%	63.3%									
Fall 2021	195	79.0%	67.2%										
Fall 2022	226	81.4%											

Retained/Graduated in Institution

Cohort	N	Return 2nd Fall	Return 3rd Fall	Return 4th Fall	Grad w/in 4Y	Return 5th Fall	Grad w/in 5Y	Return 6th Fall	Grad w/in 6Y	Return 7th Fall	Grad w/in 7Y	Return 8th Fall	Grad w/in 8Y
Fall 2012	201	91.0%	86.1%	83.6%	63.7%	13.9%	77.1%	2.5%	77.6%	0.5%	78.1%	0.0%	78.6%
Fall 2013	209	92.3%	87.6%	81.8%	71.3%	10.5%	80.9%	1.4%	82.8%	0.5%	83.3%	0.0%	83.7%
Fall 2014	214	88.3%	83.2%	77.1%	68.7%	8.9%	79.0%	0.0%	79.0%	0.5%	80.4%	0.0%	80.4%
Fall 2015	198	91.9%	88.9%	81.8%	70.7%	7.6%	77.8%	1.0%	78.3%	0.5%	79.8%	0.5%	80.3%
Fall 2016	211	86.3%	80.6%	75.4%	69.7%	8.5%	76.3%	2.4%	77.7%	0.0%	77.7%	0.0%	
Fall 2017	225	86.2%	83.1%	76.9%	71.1%	6.2%	76.9%	0.4%	77.8%	0.0%			
Fall 2018	174	86.8%	78.2%	73.0%	64.4%	8.0%	72.4%	0.0%					
Fall 2019	249	88.4%	84.3%	75.5%	69.9%	8.8%							
Fall 2020	215	91.6%	82.8%	77.2%									
Fall 2021	195	87.2%	81.0%										
Fall 2022	226	89.4%											

Retention and Graduation for all First-time Full-time Students* (FTF)

Institution Overall

Cohort	N	Return 2nd Fall	Return 3rd Fall	Return 4th Fall	Grad w/in 4Y	Return 5th Fall	Grad w/in 5Y	Return 6th Fall	Grad w/in 6Y	Return 7th Fall	Grad w/in 7Y	Return 8th Fall	Grad w/in 8Y
Fall 2012	3,943	86.8%	78.8%	75.0%	52.9%	19.9%	70.0%	3.3%	72.8%	1.3%	73.9%	0.3%	74.1%
Fall 2013	3,913	87.2%	80.4%	75.1%	56.1%	18.1%	71.2%	3.0%	74.4%	1.2%	75.0%	0.7%	75.6%
Fall 2014	3,895	87.5%	80.4%	75.1%	57.5%	16.6%	71.2%	2.9%	73.8%	1.3%	74.8%	0.7%	75.2%
Fall 2015	4,047	86.9%	79.7%	74.1%	60.7%	13.2%	72.4%	2.3%	74.3%	0.6%	74.9%	0.4%	75.3%
Fall 2016	3,942	86.1%	78.9%	72.8%	61.3%	12.9%	71.4%	2.7%	73.3%	0.9%	73.9%	0.5%	
Fall 2017	3,863	85.2%	78.4%	71.7%	59.3%	12.7%	69.4%	2.4%	71.4%	1.0%			
Fall 2018	4,107	86.2%	78.7%	71.2%	58.2%	13.5%	69.7%	2.0%					
Fall 2019	4,463	84.2%	78.5%	70.4%	57.1%	14.5%							
Fall 2020	3,840	87.2%	77.2%	70.8%									
Fall 2021	4,525	85.6%	78.5%										
Fall 2022	5,230	84.9%											

*First-time students from high school enrolled in at least 12 credit hours at the end of the 4th week of their first Fall term.

Other than "Institution Overall," all data are based on students with a declared major within Journalism & Communication in their first term.

Graduating in School/College: students awarded a degree *with a major in Journalism & Communication*

Graduating in Institution: students awarded a degree by the university, *regardless of major*

Reporting may be suppressed for small populations