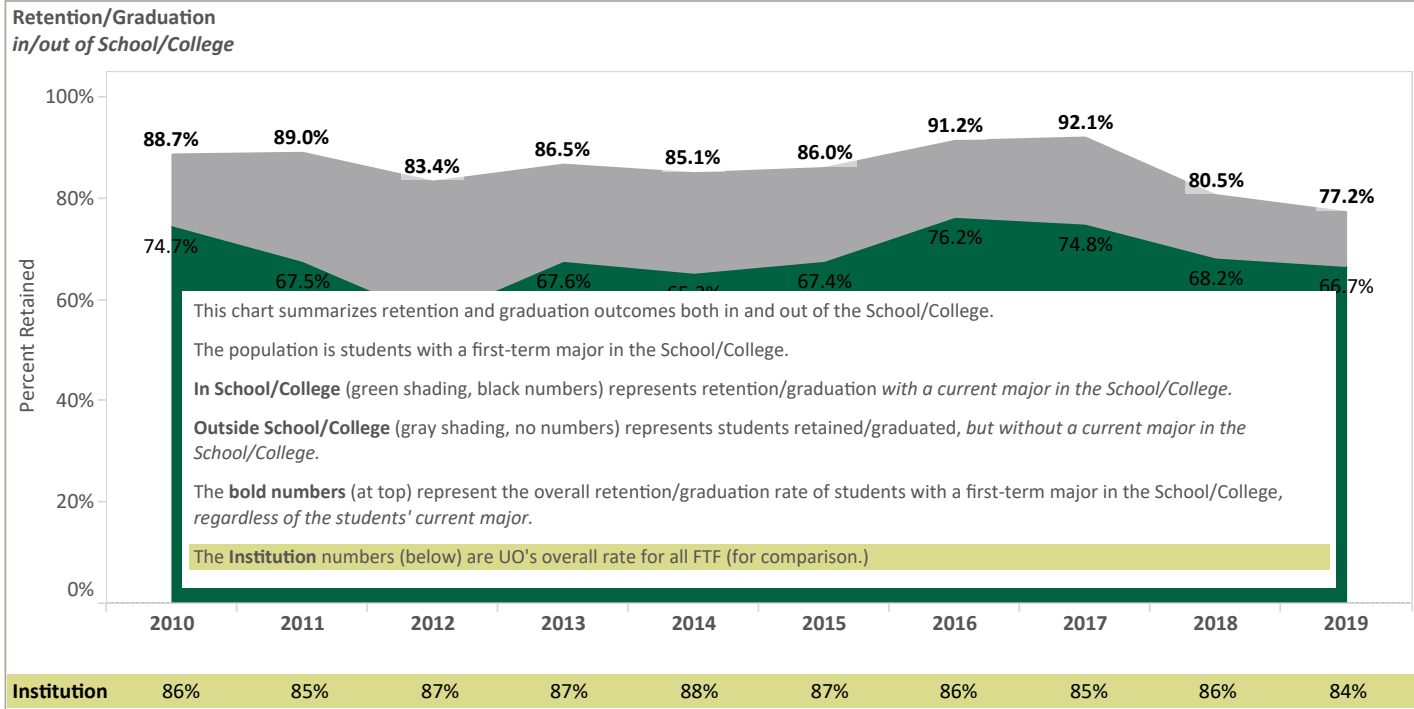


Retention and Graduation for First-time Full-time Freshmen* (FTF) by School/College

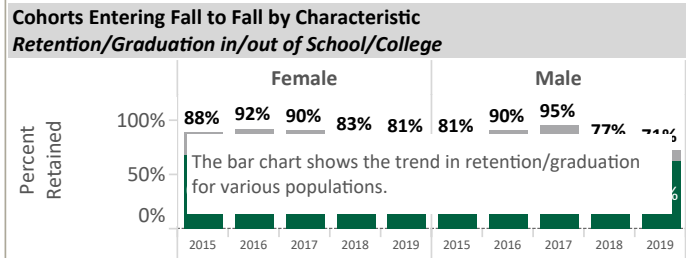
HOW TO READ & INTERPRET THIS REPORT

Outside School/College
In School/College

New FTF in This table summarizes how many of the students in the first-time, full-time freshman cohort had a declared major in the selected School/College in the term in which they matriculated



Each box provides retention/graduation for various populations, including gender, race/ethnicity (grouped), residency, Pell eligible and first generation status.



Retention/Graduation (all cohorts pooled)

This table reports the pooled retention or graduation rate for:

- students with a first-term major in the School/College, retained or graduated with a current major **In School/College**
- students with a first-term major in the School/College, retained or graduated **In University** regardless of current major
- the retention/graduation rate for the **Institution Overall** (for comparison)

Percent of FTF by Characteristic (all cohorts pooled)

School/College and UO Overall

This table provides information on how the population is represented among

- FTF **In School/College** and
- FTF in the **Institution Overall** (for comparison)

Questions to Ask

- is there a trend in the retention/graduation rate for each population?
- does the trend differ for the two populations?
- do outcomes for the entering cohort of the School/College differ from institutional outcomes overall?
- do the demographics of the entering cohort of the School/College differ substantially from the cohort overall?

Cohorts Entering Fall to Fall retained/graduated but no longer in School/College

This table provides information on the disposition of students who remain at the university but are no longer in the School/College.

Definitions

First-time Full-time Freshmen (FTF) freshmen from high school enrolled in at least 12 credit hours at the end of the 4th week of their first Fall term. **Other than "Institution Overall," all data are based on students with a declared major within the School/College in their first term.**

Retention students enrolled as of first day of Fall term, as measured at fourth-week census.

Graduation students awarded a degree before or during summer term of the specified year.

Gender and Residency as reported in first enrolled term on census date.

Students of Color includes Asian, Black/African American, Hispanic/Latino, Native American/Alaska Native, Native Hawaiian/Pacific Islander, and Two or More Races. As reported in first enrolled term on census date; however, students enrolling prior to federal changes in race/ethnicity reporting (Fall 2010) have been mapped to new categories.

Pell Eligible students offered Pell Grant in first year.

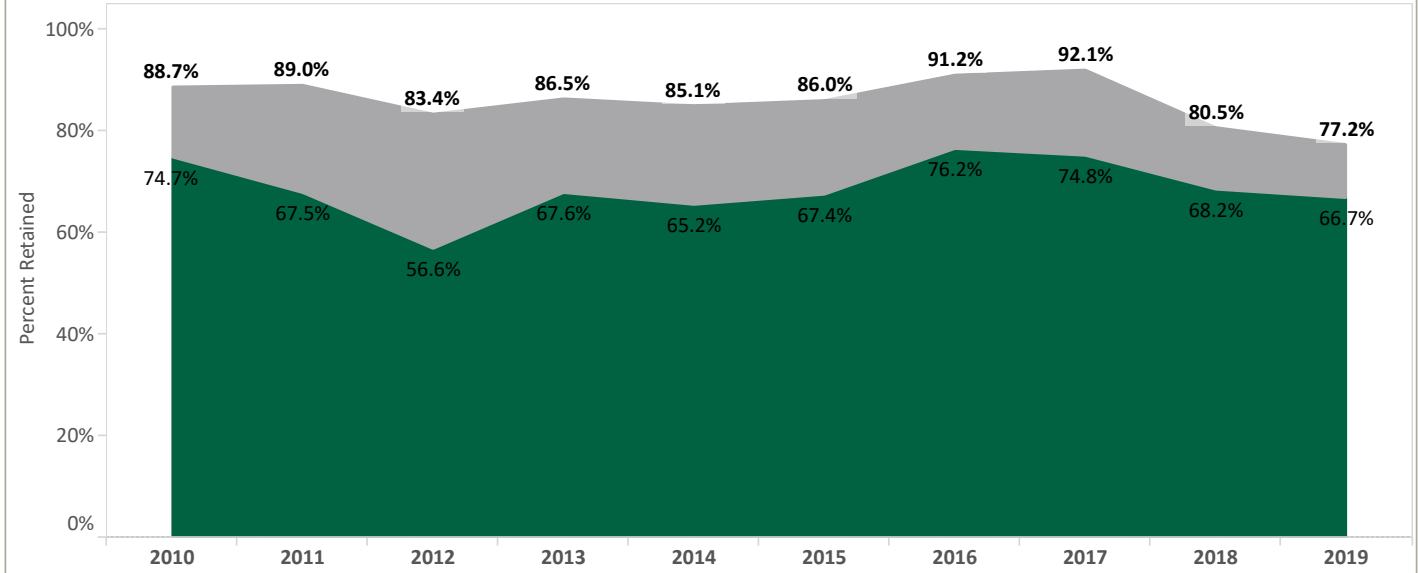
First Generation Status students self-reporting as parents' highest level of education being less than a bachelor's degree. *Data collection began Fall 2009.*

**Retention and Graduation for First-time Full-time Freshmen* (FTF)
with First-term Major in CAS Humanities
Retention to Second Year**

Outside School/College
In School/College

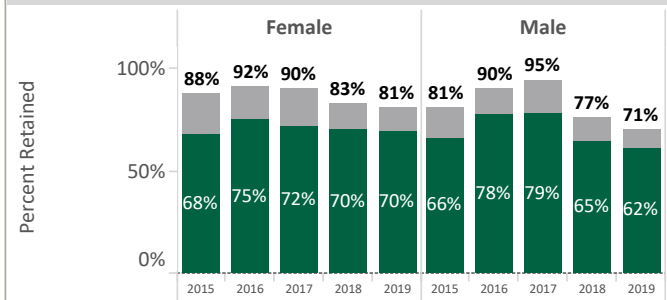
New FTF in Humanities	2010	2011	2012	2013	2014	2015	2016	2017	2018	2019
	186	228	175	148	181	178	181	151	154	180

**ies
Retained to Year 2
in/out of CAS Humanities**



Institution	86%	85%	87%	87%	88%	87%	86%	85%	86%	84%
--------------------	-----	-----	-----	-----	-----	-----	-----	-----	-----	-----

**Cohorts Entering Fall 2015 to 2019 by Gender
Retention to Year 2 in/out of CAS Humanities**



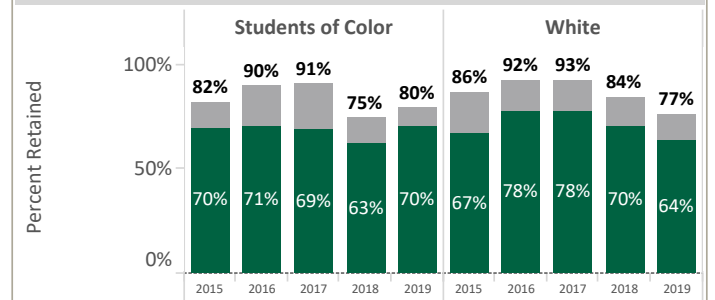
Retention to Year 2 (all cohorts pooled)

	Female	Male
In School/College	71%	70%
In University	87%	83%
Institution Overall	86%	85%

**Percent of FTF by Gender (all cohorts pooled)
CAS Humanities and UO Overall**

	Female	Male
In School/College	65%	35%
Institution Overall	57%	43%

**Cohorts Entering Fall 2015 to 2019 by Students of Color
Retention to Year 2 in/out of CAS Humanities**



Retention to Year 2 (all cohorts pooled)

	Students of Color	White	Nonresident Alien	Unknown
In School/College	68%	71%	93%	65%
In University	83%	86%	93%	76%
Institution Overall	83%	86%	91%	86%

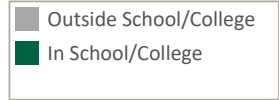
**Percent of FTF by Students of Color (all cohorts pooled)
CAS Humanities and UO Overall**

	Students of Color	White	Nonresident Alien	Unknown
In School/College	29%	67%	2%	2%
Institution Overall	33%	60%	6%	2%

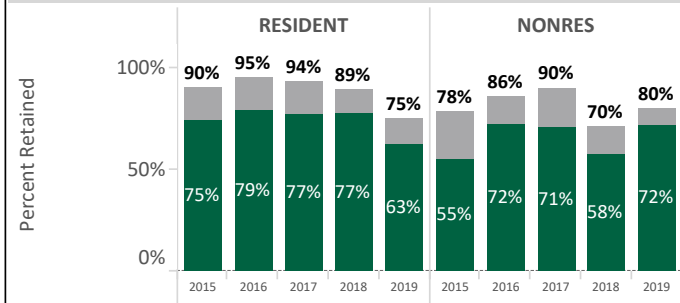
*Freshmen from high school enrolled in at least 12 credit hours at the end of the 4th week of their first Fall term.

Other than "Institution Overall," all data are based on students with a declared major within CAS Humanities in their first term.

**Retention and Graduation for First-time Full-time Freshmen* (FTF)
with First-term Major in CAS Humanities
Retention to Second Year**



**Cohorts Entering Fall 2015 to 2019 by Residency
Retention to Year 2 in/out of CAS Humanities**



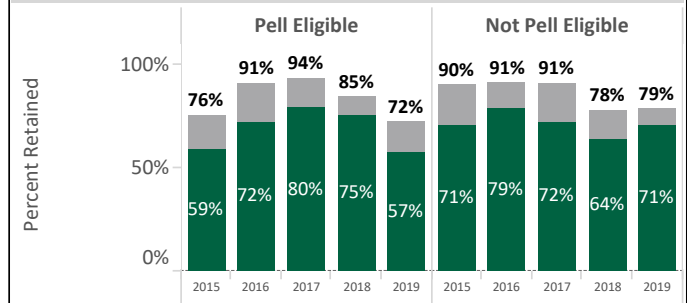
Retention to Year 2 (all cohorts pooled)

	RESIDENT	NONRES
In School/College	74%	66%
In University	89%	81%
Institution Overall	88%	84%

**Percent of FTF by Residency (all cohorts pooled)
CAS Humanities and UO Overall**

	RESIDENT	NONRES
In School/College	59%	41%
Institution Overall	49%	51%

**Cohorts Entering Fall 2015 to 2019 by Pell Status
Retention to Year 2 in/out of CAS Humanities**



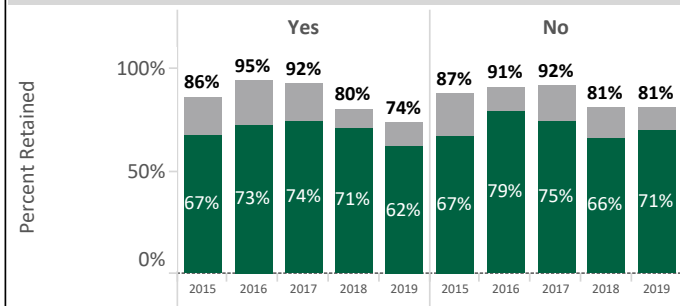
Retention to Year 2 (all cohorts pooled)

	Pell Eligible	Not Pell Eligible
In School/College	69%	72%
In University	84%	86%
Institution Overall	82%	87%

**Percent of FTF by Pell Status (all cohorts pooled)
CAS Humanities and UO Overall**

	Pell Eligible	Not Pell Eligible
In School/College	33%	67%
Institution Overall	25%	75%

**Cohorts Entering Fall 2015 to 2019 by First Generation Status
Retention to Year 2 in/out of CAS Humanities**



Retention to Year 2 (all cohorts pooled)

	Yes	No	Unknown
In School/College	69%	72%	65%
In University	84%	87%	73%
Institution Overall	81%	87%	87%

**Percent of FTF by First Generation Status (all cohorts pooled)
CAS Humanities and UO Overall**

	Yes	No	Unknown
In School/College	31%	63%	6%
Institution Overall	28%	63%	10%

**Cohorts Entering Fall 2015 to 2019
retained to year 2 but no longer in CAS Humanities**

N	124
Pct of Total	15%

In what School/College(s) were students majoring at start of year 2?

CAS Humanities major	0.0%
CAS Natural Sciences major	11.3%
CAS Social Sciences major	27.4%
CAS major TOTAL	37.9%
DSGN major	4.8%
Education major	7.3%
Journalism major	40.3%
LCB major	6.5%
Music & Dance major	0.8%
Undeclared major	0.0%

- May total to more than 100% since students may declare multiple majors.
- Student may have had major in prior term(s).
- "Undeclared major" includes the newly designated major "Exploring"

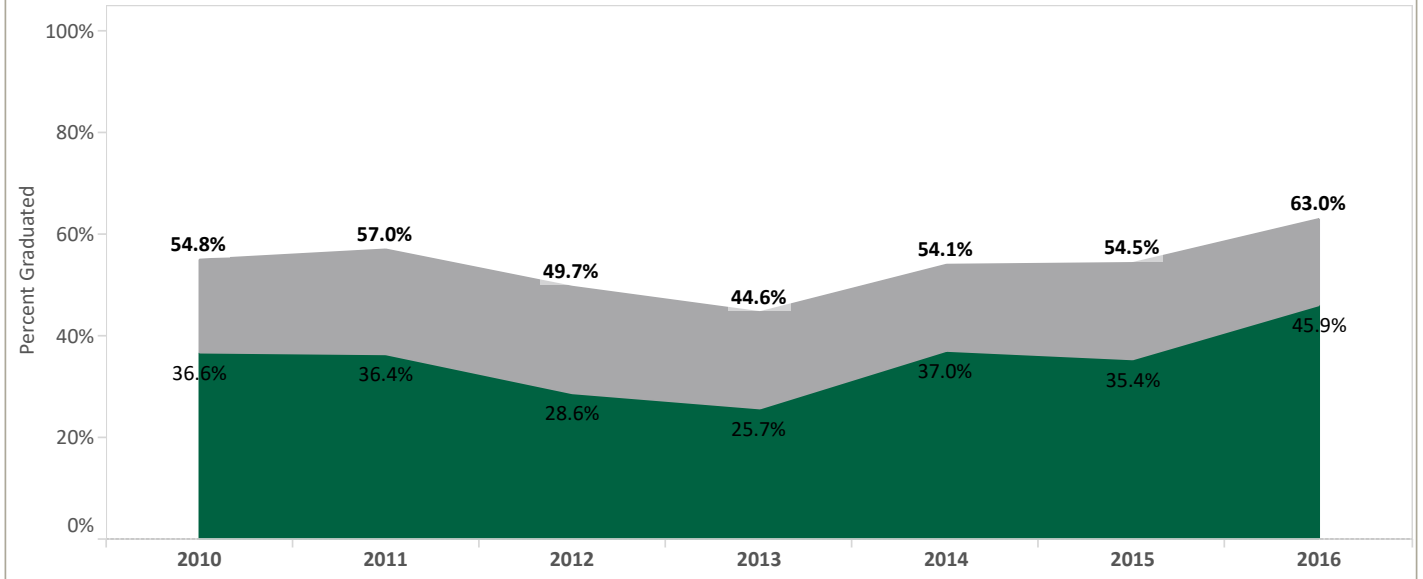
*Freshmen from high school enrolled in at least 12 credit hours at the end of the 4th week of their first Fall term.
Other than "Institution Overall," all data are based on students with a declared major within CAS Humanities in their first term.
Retention in School/College: students enrolled on day 1 of the second fall with a declared major in CAS Humanities
Retention outside School/College: students enrolled on day 1 of the second fall but without a declared major in CAS Humanities
Retention in University: students enrolled on day 1 of the second fall, regardless of declared major
Reporting may be suppressed for small populations

**Retention and Graduation for First-time Full-time Freshmen* (FTF)
with First-term Major in CAS Humanities
Graduation within Four Years**

Outside School/College
In School/College

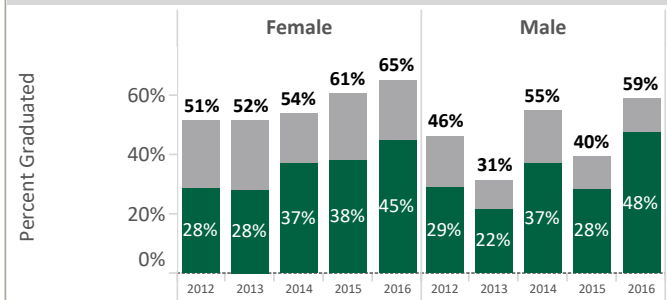
	2010	2011	2012	2013	2014	2015	2016
New FTF in Humanities	186	228	175	148	181	178	181

Graduated within 4 Years in/out of CAS Humanities



Institution	50%	52%	53%	56%	57%	61%	61%
--------------------	-----	-----	-----	-----	-----	-----	-----

**Cohorts Entering Fall 2012 to 2016 by Gender
Graduated within 4 Years in/out of CAS Humanities**



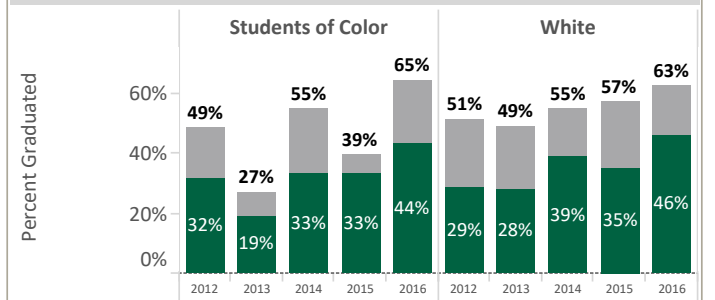
Graduated within 4 Years (all cohorts pooled)

	Female	Male
In School/College	36%	33%
In University	57%	47%
Institution Overall	62%	52%

**Percent of FTF by Gender (all cohorts pooled)
CAS Humanities and UO Overall**

	Female	Male
In School/College	67%	33%
Institution Overall	56%	44%

**Cohorts Entering Fall 2012 to 2016 by Students of Color
Graduated within 4 Years in/out of CAS Humanities**



Graduated within 4 Years (all cohorts pooled)

	Students of Color	White	Nonresident Alien	Unknown
In School/College	34%	36%	21%	43%
In University	50%	55%	32%	71%
Institution Overall	55%	60%	49%	56%

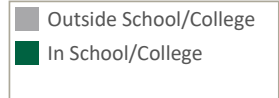
**Percent of FTF by Students of Color (all cohorts pooled)
CAS Humanities and UO Overall**

	Students of Color	White	Nonresident Alien	Unknown
In School/College	23%	74%	2%	1%
Institution Overall	28%	62%	10%	1%

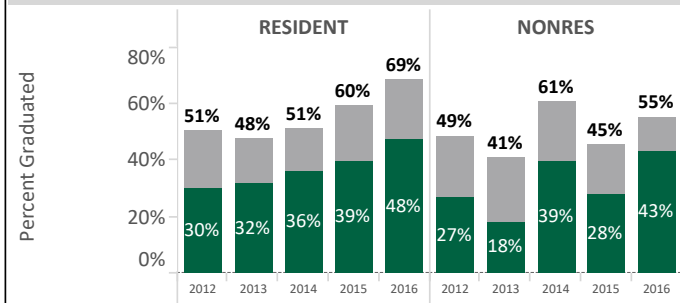
*Freshmen from high school enrolled in at least 12 credit hours at the end of the 4th week of their first Fall term.

Other than "Institution Overall," all data are based on students with a declared major within CAS Humanities in their first term.

**Retention and Graduation for First-time Full-time Freshmen* (FTF)
with First-term Major in CAS Humanities
Graduation within Four Years**



**Cohorts Entering Fall 2012 to 2016 by Residency
Graduated within 4 Years in/out of CAS Humanities**



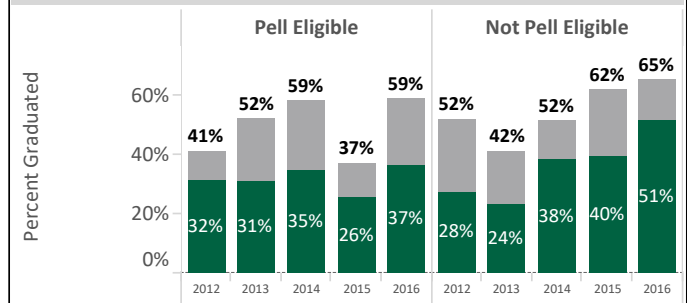
Graduated within 4 Years (all cohorts pooled)

	RESIDENT	NONRES
In School/College	37%	31%
In University	56%	50%
Institution Overall	58%	58%

**Percent of FTF by Residency (all cohorts pooled)
CAS Humanities and UO Overall**

	RESIDENT	NONRES
In School/College	60%	40%
Institution Overall	49%	51%

**Cohorts Entering Fall 2012 to 2016 by Pell Status
Graduated within 4 Years in/out of CAS Humanities**



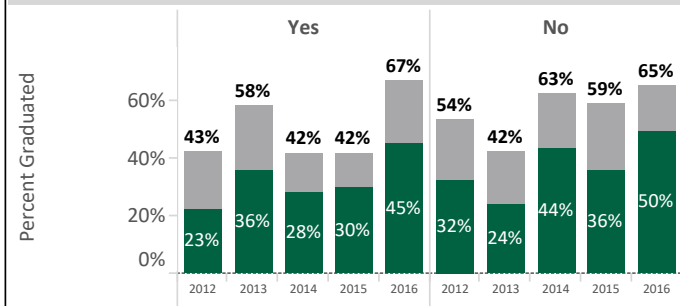
Graduated within 4 Years (all cohorts pooled)

	Pell Eligible	Not Pell Eligible
In School/College	32%	36%
In University	51%	55%
Institution Overall	51%	60%

**Percent of FTF by Pell Status (all cohorts pooled)
CAS Humanities and UO Overall**

	Pell Eligible	Not Pell Eligible
In School/College	31%	69%
Institution Overall	24%	76%

**Cohorts Entering Fall 2012 to 2016 by First Generation Status
Graduated within 4 Years in/out of CAS Humanities**



Graduated within 4 Years (all cohorts pooled)

	Yes	No	Unknown
In School/College	33%	37%	19%
In University	50%	57%	35%
Institution Overall	52%	62%	50%

**Percent of FTF by First Generation Status (all cohorts pooled)
CAS Humanities and UO Overall**

	Yes	No	Unknown
In School/College	27%	66%	7%
Institution Overall	24%	60%	16%

**Cohorts Entering Fall 2012 to 2016
Graduated within 4 Years but not in CAS Humanities**

N	161
Pct of Total	19%

In what School/College(s) did students graduate?

CAS Humanities graduate	0.0%
CAS Natural Sciences graduate	11.2%
CAS Social Sciences graduate	40.4%
CAS graduate TOTAL	50.9%
DSGN graduate	6.8%
Education graduate	8.1%
Journalism graduate	31.7%
LCB graduate	3.7%
Music & Dance graduate	1.2%

- May total to more than 100% since students may declare multiple majors.
- Student may have had major in prior term(s).

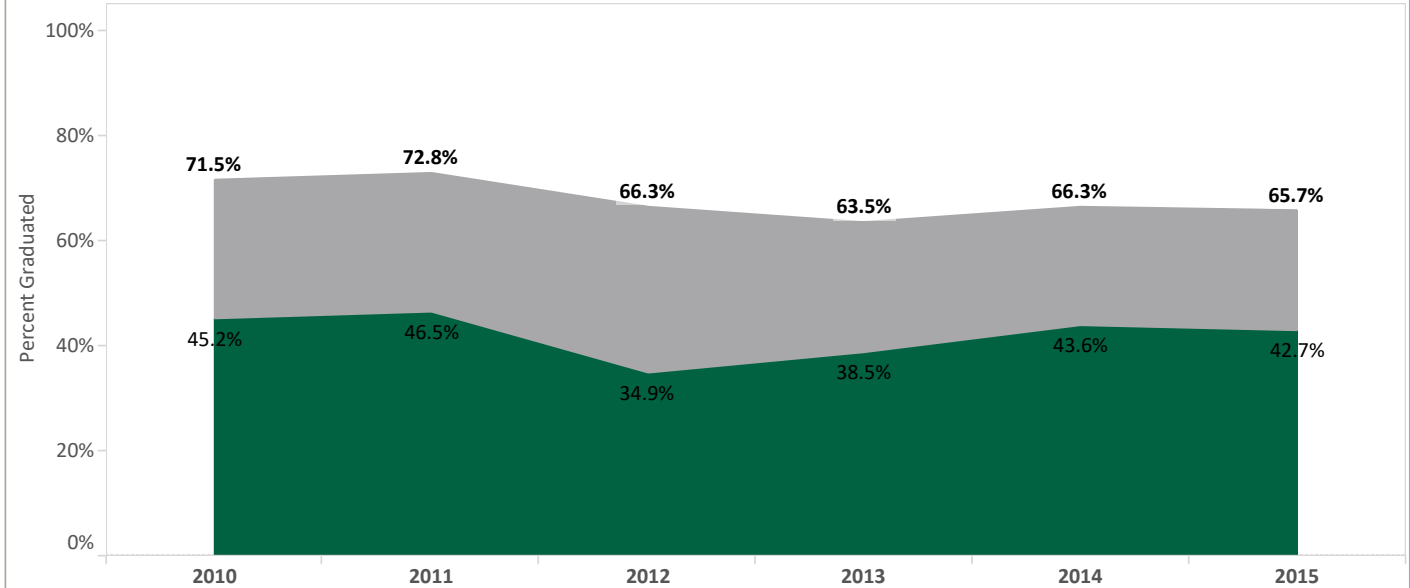
*Freshmen from high school enrolled in at least 12 credit hours at the end of the 4th week of their first Fall term.
Other than "Institution Overall," all data are based on students with a declared major within CAS Humanities in their first term.
Students must earn the degree within four calendar years of matriculating, i.e. by the end of the fourth summer
Graduation in School/College: students awarded a degree with a major in CAS Humanities
Graduation outside School/College: students awarded a degree without a major in CAS Humanities
Graduation in Institution: students awarded a degree by the university, regardless of major
Reporting may be suppressed for small populations

**Retention and Graduation for First-time Full-time Freshmen* (FTF)
with First-term Major in CAS Humanities
Graduation within Five Years**

Outside School/College
In School/College

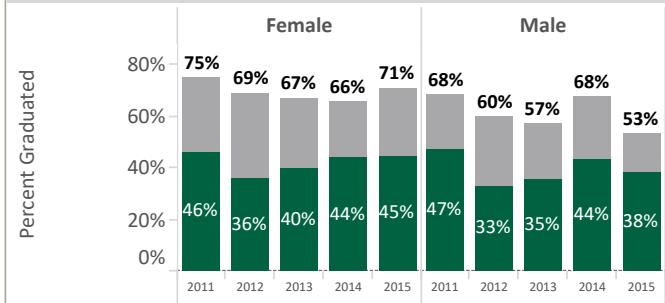
New FTF in Humanities	2010	2011	2012	2013	2014	2015
	186	228	175	148	181	178

ies
Graduated within 5 Years in/out of CAS Humanities



Institution	68%	69%	70%	71%	71%	72%
--------------------	-----	-----	-----	-----	-----	-----

**Cohorts Entering Fall 2011 to 2015 by Gender
Graduated within 5 Years in/out of CAS Humanities**



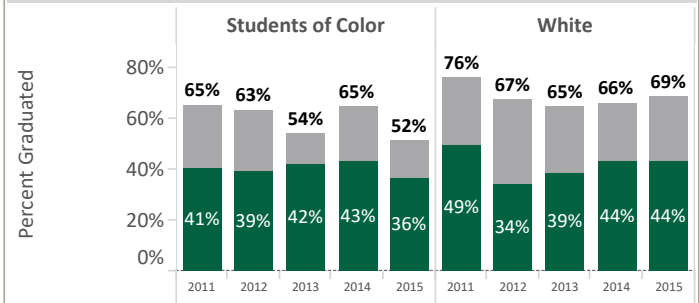
Graduated within 5 Years (all cohorts pooled)

	Female	Male
In School/College	42%	40%
In University	70%	62%
Institution Overall	73%	68%

**Percent of FTF by Gender (all cohorts pooled)
CAS Humanities and UO Overall**

	Female	Male
In School/College	68%	32%
Institution Overall	56%	44%

**Cohorts Entering Fall 2011 to 2015 by Students of Color
Graduated within 5 Years in/out of CAS Humanities**



Graduated within 5 Years (all cohorts pooled)

	Students of Color	White	Nonresident Alien	Unknown
In School/College	41%	42%	26%	38%
In University	61%	69%	68%	75%
Institution Overall	68%	72%	71%	67%

**Percent of FTF by Students of Color (all cohorts pooled)
CAS Humanities and UO Overall**

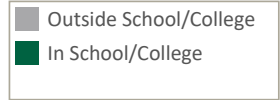
	Students of Color	White	Nonresident Alien	Unknown
In School/College	22%	75%	2%	1%
Institution Overall	26%	64%	10%	1%

*Freshmen from high school enrolled in at least 12 credit hours at the end of the 4th week of their first Fall term.

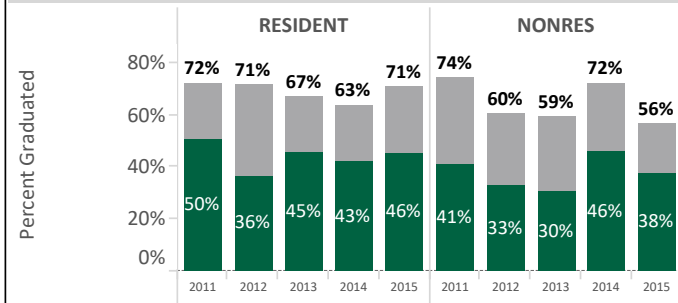
Other than "Institution Overall," all data are based on students with a declared major within CAS Humanities in their first term.

Additional information provided on next page

**Retention and Graduation for First-time Full-time Freshmen* (FTF)
with First-term Major in CAS Humanities
Graduation within Five Years**



**Cohorts Entering Fall 2011 to 2015 by Residency
Graduated within 5 Years in/out of CAS Humanities**



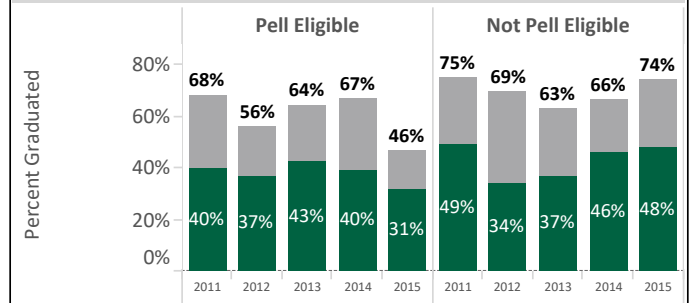
Graduated within 5 Years (all cohorts pooled)

	RESIDENT	NONRES
In School/College	44%	38%
In University	69%	65%
Institution Overall	70%	72%

**Percent of FTF by Residency (all cohorts pooled)
CAS Humanities and UO Overall**

	RESIDENT	NONRES
In School/College	60%	40%
Institution Overall	50%	50%

**Cohorts Entering Fall 2011 to 2015 by Pell Status
Graduated within 5 Years in/out of CAS Humanities**



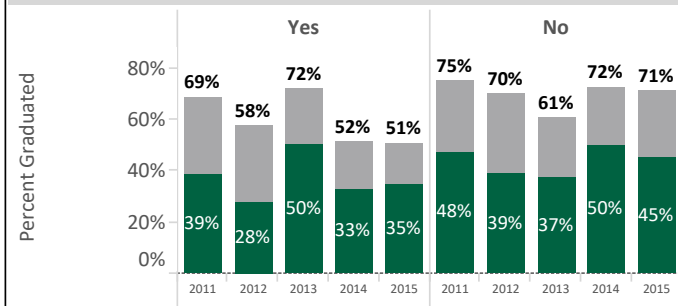
Graduated within 5 Years (all cohorts pooled)

	Pell Eligible	Not Pell Eligible
In School/College	38%	43%
In University	61%	70%
Institution Overall	63%	73%

**Percent of FTF by Pell Status (all cohorts pooled)
CAS Humanities and UO Overall**

	Pell Eligible	Not Pell Eligible
In School/College	30%	70%
Institution Overall	24%	76%

**Cohorts Entering Fall 2011 to 2015 by First Generation Status
Graduated within 5 Years in/out of CAS Humanities**



Graduated within 5 Years (all cohorts pooled)

	Yes	No	Unknown
In School/College	37%	44%	35%
In University	60%	71%	64%
Institution Overall	63%	75%	68%

**Percent of FTF by First Generation Status (all cohorts pooled)
CAS Humanities and UO Overall**

	Yes	No	Unknown
In School/College	25%	67%	7%
Institution Overall	24%	61%	15%

**Cohorts Entering Fall 2011 to 2015
Graduated within 5 Years but not in CAS Humanities**

N	234
Pct of Total	26%

In what School/College(s) did students graduate?

CAS Humanities graduate	0.0%
CAS Natural Sciences graduate	15.0%
CAS Social Sciences graduate	37.2%
CAS graduate TOTAL	50.4%
DSGN graduate	6.8%
Education graduate	9.4%
Journalism graduate	30.3%
LCB graduate	4.3%
Music & Dance graduate	1.3%

- May total to more than 100% since students may declare multiple majors.
- Student may have had major in prior term(s).

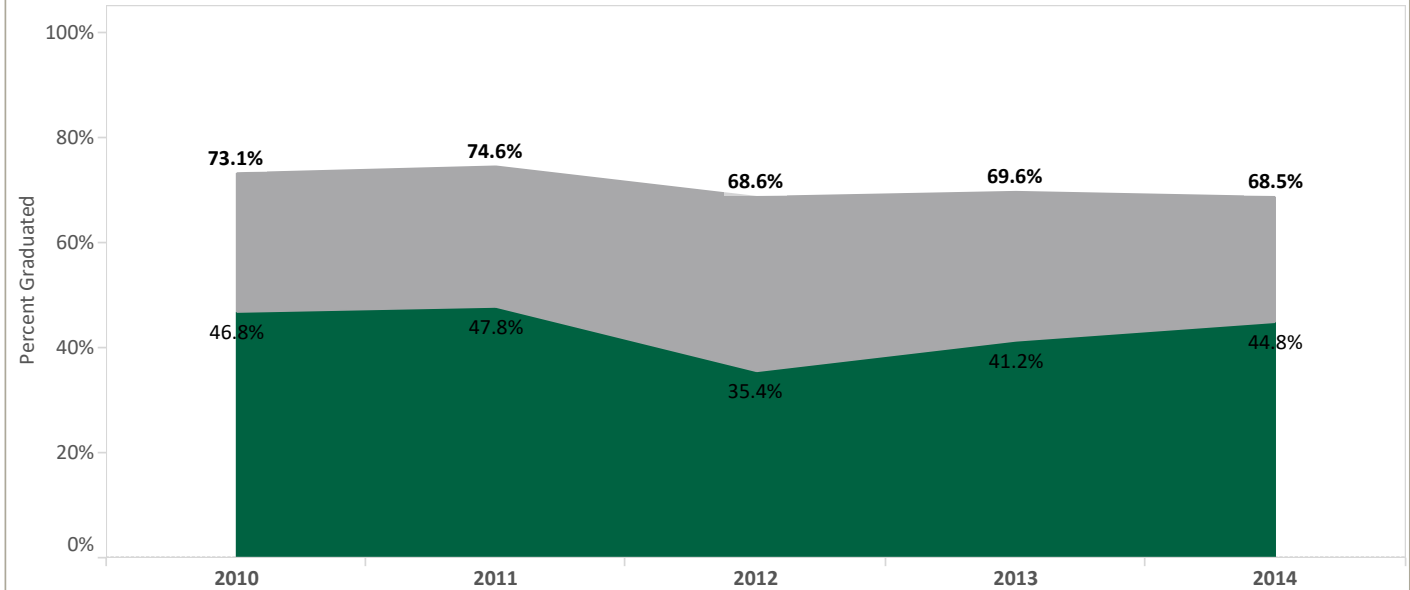
*Freshmen from high school enrolled in at least 12 credit hours at the end of the 4th week of their first Fall term.
Other than "Institution Overall," all data are based on students with a declared major within CAS Humanities in their first term.
Students must earn the degree within five calendar years of matriculating, i.e. by the end of the fifth summer
Graduation in School/College: students awarded a degree with a major in CAS Humanities
Graduation outside School/College: students awarded a degree without a major in CAS Humanities
Graduation in Institution: students awarded a degree by the university, regardless of major
Reporting may be suppressed for small populations

**Retention and Graduation for First-time Full-time Freshmen* (FTF)
with First-term Major in CAS Humanities
Graduation within Six Years**

Outside School/College
In School/College

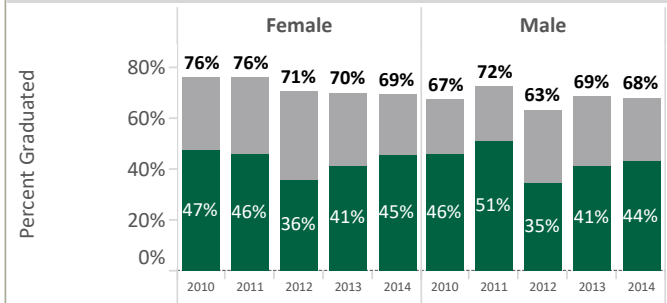
New FTF in Humanities	2010	2011	2012	2013	2014
	186	228	175	148	181

Graduated within 6 Years in/out of CAS Humanities



Institution	72%	72%	73%	74%	74%
--------------------	------------	------------	------------	------------	------------

**Cohorts Entering Fall 2010 to 2014 by Gender
Graduated within 6 Years in/out of CAS Humanities**



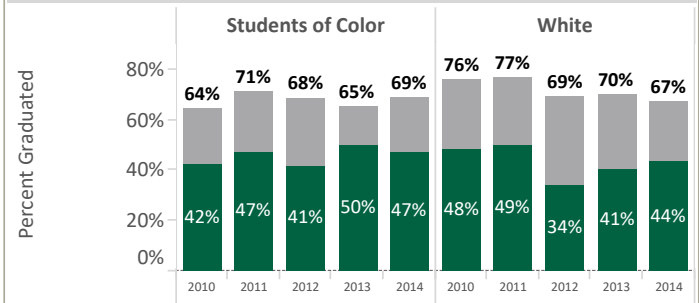
Graduated within 6 Years (all cohorts pooled)

	Female	Male
In School/College	43%	44%
In University	73%	68%
Institution Overall	75%	71%

**Percent of FTF by Gender (all cohorts pooled)
CAS Humanities and UO Overall**

	Female	Male
In School/College	68%	32%
Institution Overall	55%	45%

**Cohorts Entering Fall 2010 to 2014 by Students of Color
Graduated within 6 Years in/out of CAS Humanities**



Graduated within 6 Years (all cohorts pooled)

	Students of Color	White	Nonresident Alien	Unknown
In School/College	45%	44%	13%	50%
In University	68%	72%	63%	83%
Institution Overall	71%	74%	75%	68%

**Percent of FTF by Students of Color (all cohorts pooled)
CAS Humanities and UO Overall**

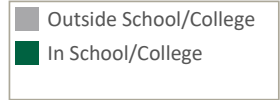
	Students of Color	White	Nonresident Alien	Unknown
In School/College	23%	75%	2%	1%
Institution Overall	25%	66%	9%	1%

*Freshmen from high school enrolled in at least 12 credit hours at the end of the 4th week of their first Fall term.

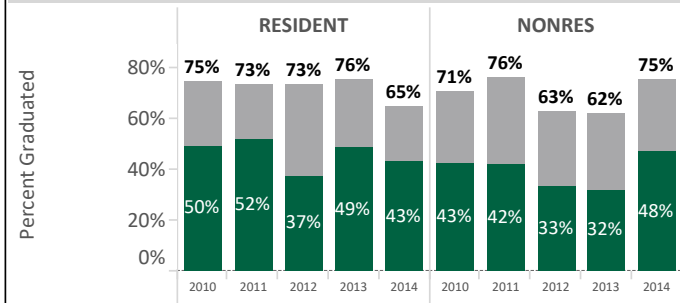
Other than "Institution Overall," all data are based on students with a declared major within CAS Humanities in their first term.

Additional information provided on next page

**Retention and Graduation for First-time Full-time Freshmen* (FTF)
with First-term Major in CAS Humanities
Graduation within Six Years**



**Cohorts Entering Fall 2010 to 2014 by Residency
Graduated within 6 Years in/out of CAS Humanities**



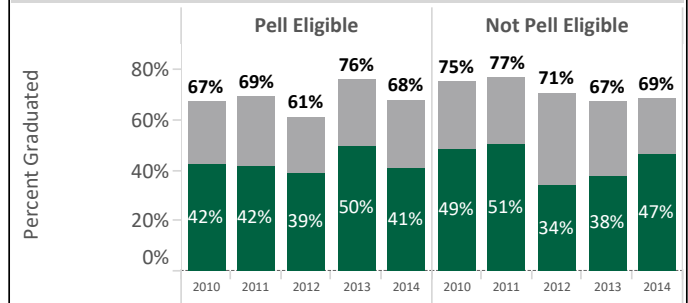
Graduated within 6 Years (all cohorts pooled)

	RESIDENT	NONRES
In School/College	46%	40%
In University	72%	70%
Institution Overall	72%	74%

**Percent of FTF by Residency (all cohorts pooled)
CAS Humanities and UO Overall**

	RESIDENT	NONRES
In School/College	59%	41%
Institution Overall	51%	49%

**Cohorts Entering Fall 2010 to 2014 by Pell Status
Graduated within 6 Years in/out of CAS Humanities**



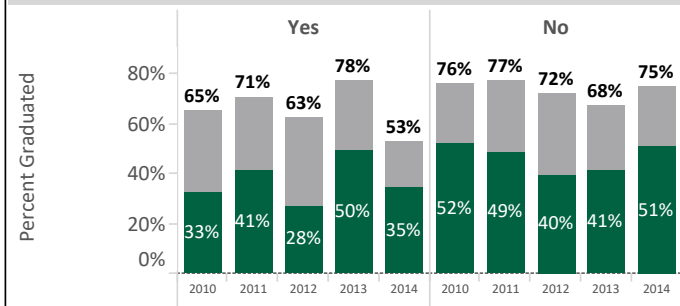
Graduated within 6 Years (all cohorts pooled)

	Pell Eligible	Not Pell Eligible
In School/College	43%	44%
In University	69%	72%
Institution Overall	66%	75%

**Percent of FTF by Pell Status (all cohorts pooled)
CAS Humanities and UO Overall**

	Pell Eligible	Not Pell Eligible
In School/College	29%	71%
Institution Overall	24%	76%

**Cohorts Entering Fall 2010 to 2014 by First Generation Status
Graduated within 6 Years in/out of CAS Humanities**



Graduated within 6 Years (all cohorts pooled)

	Yes	No	Unknown
In School/College	37%	47%	35%
In University	65%	74%	66%
Institution Overall	65%	76%	72%

**Percent of FTF by First Generation Status (all cohorts pooled)
CAS Humanities and UO Overall**

	Yes	No	Unknown
In School/College	26%	67%	7%
Institution Overall	24%	62%	15%

**Cohorts Entering Fall 2010 to 2014
Graduated within 6 Years but not in CAS Humanities**

N	253
Pct of Total	28%


In what School/College(s) did students graduate?

CAS Humanities graduate	0.0%
CAS Natural Sciences graduate	14.2%
CAS Social Sciences graduate	37.2%
CAS graduate TOTAL	49.8%
DSGN graduate	7.5%
Education graduate	11.9%
Journalism graduate	28.1%
LCB graduate	4.3%
Music & Dance graduate	1.6%

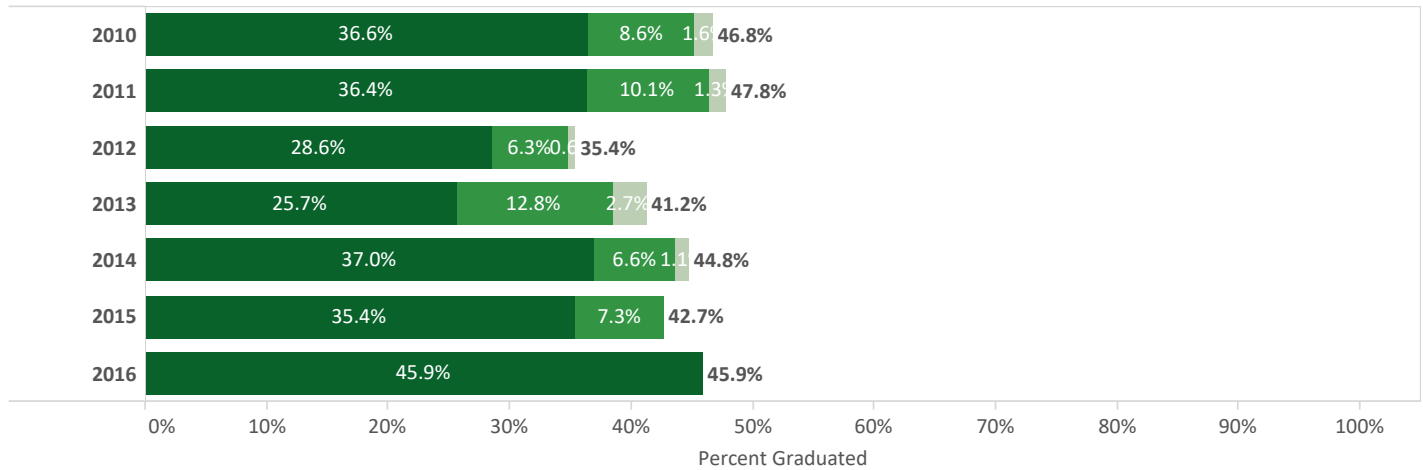
- May total to more than 100% since students may declare multiple majors.
- Student may have had major in prior term(s).

*Freshmen from high school enrolled in at least 12 credit hours at the end of the 4th week of their first Fall term.
Other than "Institution Overall," all data are based on students with a declared major within CAS Humanities in their first term.
Students must earn the degree within six calendar years of matriculating, i.e. by the end of the sixth summer
Graduation in School/College: students awarded a degree with a major in CAS Humanities
Graduation outside School/College: students awarded a degree without a major in CAS Humanities
Graduation in Institution: students awarded a degree by the university, regardless of major
Reporting may be suppressed for small populations

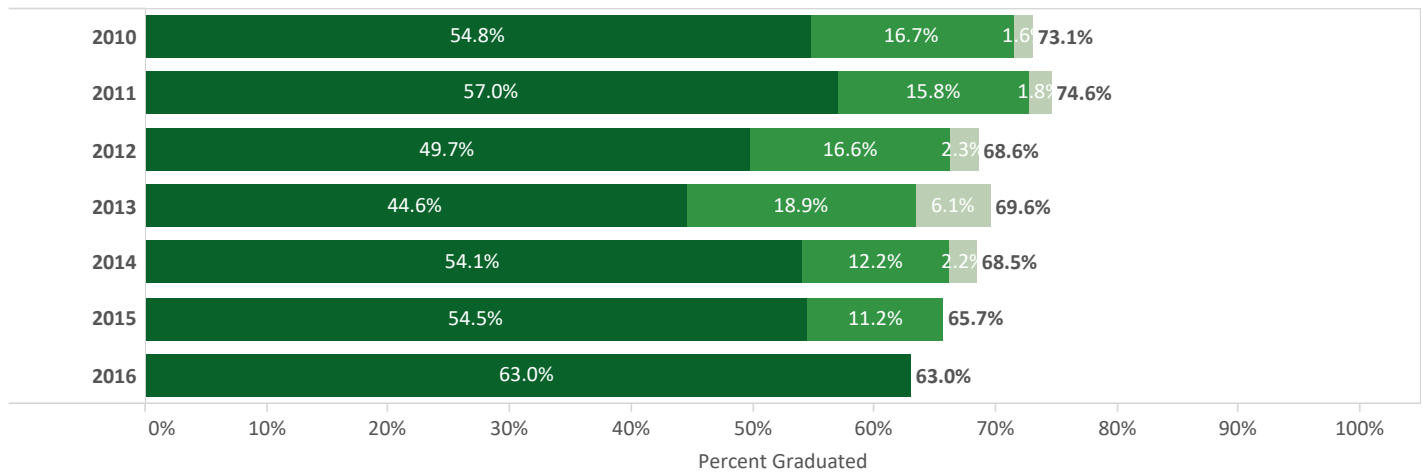
**Retention and Graduation for First-time Full-time Freshmen* (FTF)
with First-term Major in CAS Humanities
Graduation at Four, Five, and Six Years**



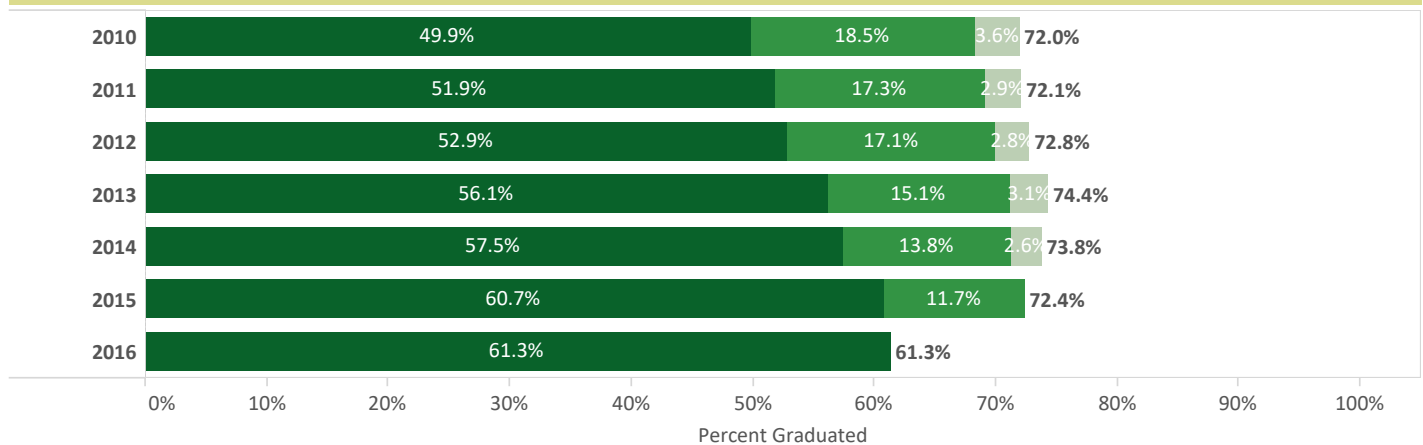
Graduating in CAS Humanities



Graduating in Institution



**Graduation in 4, 5, and 6 years for all First-time Full-time Freshmen* (FTF)
Institution Overall**



*Freshmen from high school enrolled in at least 12 credit hours at the end of the 4th week of their first Fall term.
Other than "Institution Overall," all data are based on students with a declared major within CAS Humanities in their first term.
Graduating in School/College: students awarded a degree with a major in CAS Humanities
Graduating in Institution: students awarded a degree by the university, regardless of major
Reporting may be suppressed for small populations

**Retention and Graduation for First-time Full-time Freshmen* (FTF)
with First-term Major in CAS Humanities
Retention & Graduation Outcomes**

Retained/Graduated in CAS Humanities

Cohort	N	Return IN 2nd Fall	Return IN 3rd F..	Return IN 4th Fall	Grad IN w/in 4Y	Return IN 5th Fall	Grad IN w/in 5Y	Return IN 6th Fall	Grad IN w/in 6Y	Return IN 7th Fall	Grad IN w/in 7Y	Return IN 8th Fall	Grad IN w/in 8Y
Fall 2010	186	74.7%	54.3%	46.8%	36.6%	10.8%	45.2%	1.6%	46.8%	0.5%	47.3%		47.3%
Fall 2011	228	67.5%	56.1%	46.9%	36.4%	11.0%	46.5%	1.8%	47.8%	0.9%	47.8%	0.9%	48.2%
Fall 2012	175	56.6%	47.4%	40.0%	28.6%	6.3%	34.9%	1.1%	35.4%	0.6%	36.0%	0.6%	36.6%
Fall 2013	148	67.6%	48.6%	39.2%	25.7%	13.5%	38.5%	2.7%	41.2%		41.2%		
Fall 2014	181	65.2%	53.6%	40.9%	37.0%	8.8%	43.6%	0.6%	44.8%	1.1%			
Fall 2015	178	67.4%	53.4%	44.9%	35.4%	6.7%	42.7%	2.2%					
Fall 2016	181	76.2%	61.3%	52.5%	45.9%	7.2%							
Fall 2017	151	74.8%	59.6%	45.7%									
Fall 2018	154	68.2%	51.3%										
Fall 2019	180	66.7%											

Retained/Graduated in Institution

Cohort	N	Return 2nd Fall	Return 3rd Fall	Return 4th Fall	Grad w/in 4Y	Return 5th Fall	Grad w/in 5Y	Return 6th Fall	Grad w/in 6Y	Return 7th Fall	Grad w/in 7Y	Return 8th Fall	Grad w/in 8Y
Fall 2010	186	88.7%	80.6%	73.1%	54.8%	18.3%	71.5%	1.6%	73.1%	1.1%	74.7%	0.0%	74.7%
Fall 2011	228	89.0%	82.9%	72.4%	57.0%	18.0%	72.8%	2.6%	74.6%	1.8%	75.4%	1.3%	75.9%
Fall 2012	175	83.4%	73.7%	69.7%	49.7%	17.7%	66.3%	2.3%	68.6%	1.1%	69.7%	0.6%	70.3%
Fall 2013	148	86.5%	75.7%	66.9%	44.6%	21.6%	63.5%	5.4%	69.6%	0.7%	69.6%	0.7%	
Fall 2014	181	85.1%	75.7%	64.6%	54.1%	17.1%	66.3%	2.2%	68.5%	1.7%			
Fall 2015	178	86.0%	75.3%	69.1%	54.5%	10.7%	65.7%	3.4%					
Fall 2016	181	91.2%	82.3%	75.1%	63.0%	11.6%							
Fall 2017	151	92.1%	86.1%	72.8%									
Fall 2018	154	80.5%	67.5%										
Fall 2019	180	77.2%											

Retention and Graduation for all First-time Full-time Freshmen* (FTF)

Institution Overall

Cohort	N	Return 2nd Fall	Return 3rd Fall	Return 4th Fall	Grad w/in 4Y	Return 5th Fall	Grad w/in 5Y	Return 6th Fall	Grad w/in 6Y	Return 7th Fall	Grad w/in 7Y	Return 8th Fall	Grad w/in 8Y
Fall 2010	3,845	86.4%	77.9%	74.8%	49.9%	22.6%	68.4%	4.6%	72.0%	1.5%	73.4%	0.6%	74.0%
Fall 2011	4,021	85.0%	78.2%	73.1%	51.9%	21.0%	69.2%	3.3%	72.1%	1.1%	73.0%	0.5%	73.5%
Fall 2012	3,943	86.8%	78.8%	75.0%	52.9%	19.9%	70.0%	3.3%	72.8%	1.3%	73.9%	0.3%	74.1%
Fall 2013	3,913	87.2%	80.4%	75.1%	56.1%	18.1%	71.2%	3.0%	74.4%	1.2%	75.0%	0.7%	
Fall 2014	3,895	87.5%	80.4%	75.1%	57.5%	16.6%	71.2%	2.9%	73.8%	1.3%			
Fall 2015	4,047	86.9%	79.7%	74.1%	60.7%	13.2%	72.4%	2.3%					
Fall 2016	3,942	86.1%	78.9%	72.8%	61.3%	12.9%							
Fall 2017	3,863	85.2%	78.4%	71.7%									
Fall 2018	4,107	86.2%	78.7%										
Fall 2019	4,463	84.2%											

*Freshmen from high school enrolled in at least 12 credit hours at the end of the 4th week of their first Fall term.

Other than "Institution Overall," all data are based on students with a declared major within CAS Humanities in their first term.

Graduating in School/College: students awarded a degree *with a major in CAS Humanities*

Graduating in Institution: students awarded a degree by the university, *regardless of major*

Reporting may be suppressed for small populations