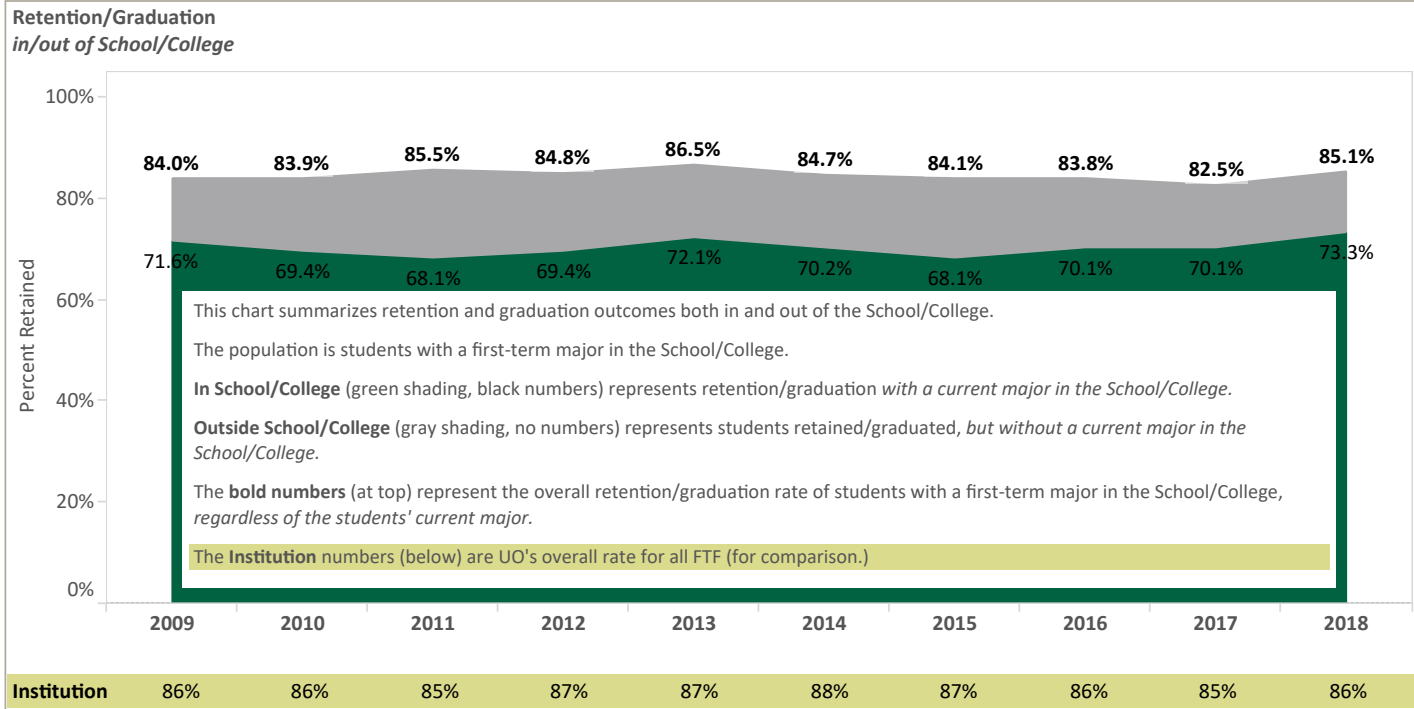


Retention and Graduation for First-time Full-time Freshmen* (FTF) by School/College

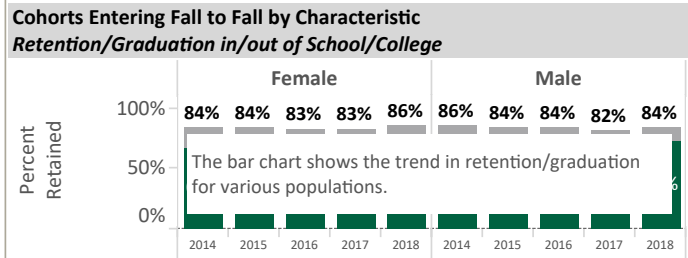
HOW TO READ & INTERPRET THIS REPORT

■	Outside School/College
■	In School/College

New FTF in This table summarizes how many of the students in the first-time, full-time freshman cohort had a declared major in the selected School/College in the term in which they matriculated



Each box provides retention/graduation for various populations, including gender, race/ethnicity (grouped), residency, Pell eligible and first generation status.



Retention/Graduation (all cohorts pooled)
This table reports the pooled retention or graduation rate for:
- students with a first-term major in the School/College, retained or graduated with a current major **In School/College**
- students with a first-term major in the School/College, retained or graduated **In University** regardless of current major
- the retention/graduation rate for the **Institution Overall** (for comparison)

Percent of FTF by Characteristic (all cohorts pooled)
School/College and UO Overall
This table provides information on how the population is represented among
- FTF **In School/College** and
- FTF in the **Institution Overall** (for comparison)

Questions to Ask
- is there a trend in the retention/graduation rate for each population?
- does the trend differ for the two populations?
- do outcomes for the entering cohort of the School/College differ from institutional outcomes overall?
- do the demographics of the entering cohort of the School/College differ substantially from the cohort overall?

Cohorts Entering Fall to Fall retained/graduated but no longer in School/College

This table provides information on the disposition of students who remain at the university but are no longer in the School/College.

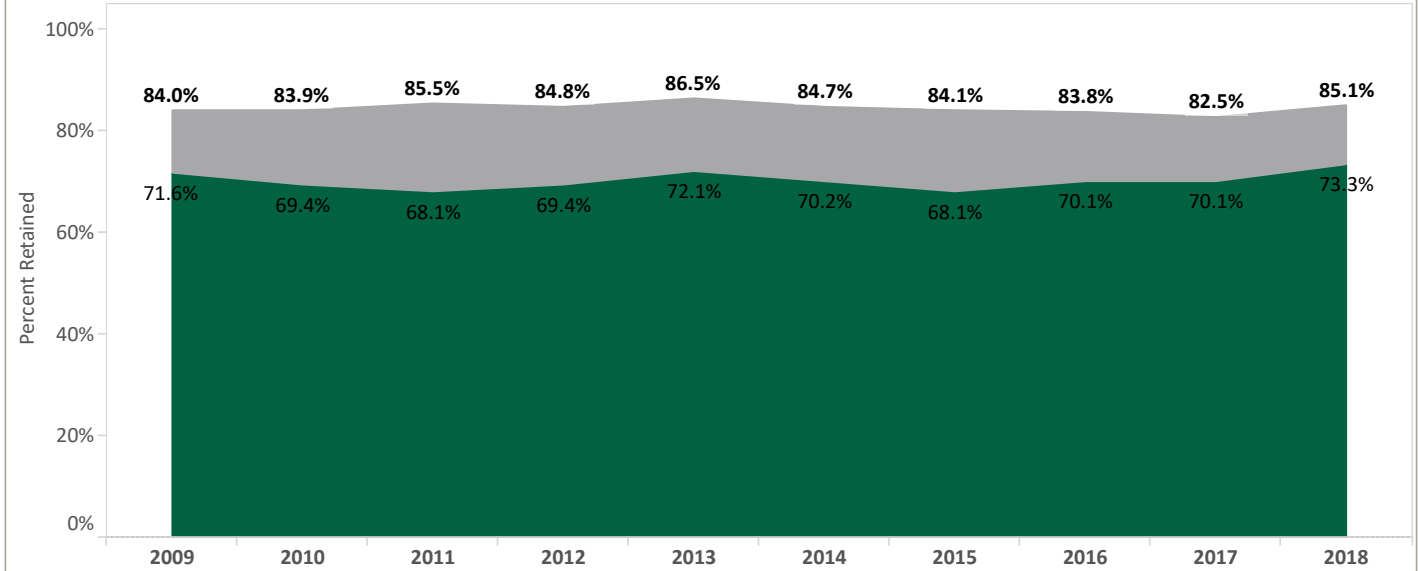
Definitions
First-time Full-time Freshmen (FTF) freshmen from high school enrolled in at least 12 credit hours at the end of the 4th week of their first Fall term. **Other than "Institution Overall," all data are based on students with a declared major within the School/College in their first term.**
Retention students enrolled as of first day of Fall term, as measured at fourth-week census.
Graduation students awarded a degree before or during summer term of the specified year.
Gender and Residency as reported in first enrolled term on census date.
Students of Color includes Asian, Black/African American, Hispanic/Latino, Native American/Alaska Native, Native Hawaiian/Pacific Islander, and Two or More Races. As reported in first enrolled term on census date; however, students enrolling prior to federal changes in race/ethnicity reporting (Fall 2010) have been mapped to new categories.
Pell Eligible students offered Pell Grant in first year.
First Generation Status students self-reporting as parents' highest level of education being less than a bachelor's degree. *Data collection began Fall 2009.*

**Retention and Graduation for First-time Full-time Freshmen* (FTF)
with First-term Major in CAS Natural Sciences
Retention to Second Year**

Outside School/College
In School/College

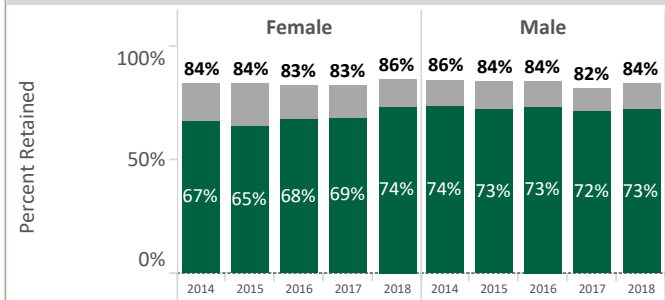
	2009	2010	2011	2012	2013	2014	2015	2016	2017	2018
New FTF in Nat Sci	775	808	909	903	983	972	1,091	1,019	1,002	1,170

**Retained to Year 2
in/out of CAS Natural Sciences**



Institution	86%	86%	85%	87%	87%	88%	87%	86%	85%	86%
--------------------	-----	-----	-----	-----	-----	-----	-----	-----	-----	-----

**Cohorts Entering Fall 2014 to 2018 by Gender
Retention to Year 2 in/out of CAS Natural Sciences**



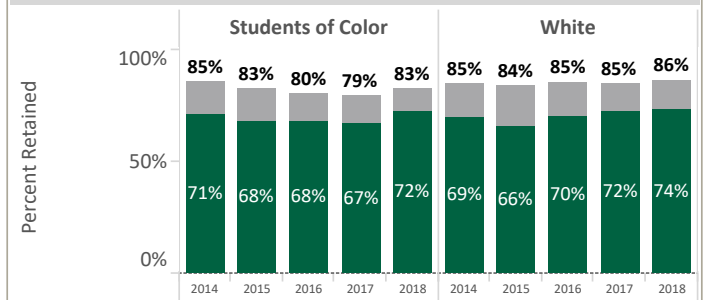
Retention to Year 2 (all cohorts pooled)

	Female	Male
In School/College	69%	73%
In University	84%	84%
Institution Overall	87%	86%

**Percent of FTF by Gender (all cohorts pooled)
CAS Natural Sciences and UO Overall**

	Female	Male
In School/College	62%	38%
Institution Overall	56%	44%

**Cohorts Entering Fall 2014 to 2018 by Students of Color
Retention to Year 2 in/out of CAS Natural Sciences**



Retention to Year 2 (all cohorts pooled)

	Students of Color	White	Nonresident Alien	Unknown
In School/College	69%	70%	80%	69%
In University	82%	85%	89%	88%
Institution Overall	84%	87%	92%	87%

**Percent of FTF by Students of Color (all cohorts pooled)
CAS Natural Sciences and UO Overall**

	Students of Color	White	Nonresident Alien	Unknown
In School/College	38%	56%	5%	2%
Institution Overall	31%	60%	8%	2%

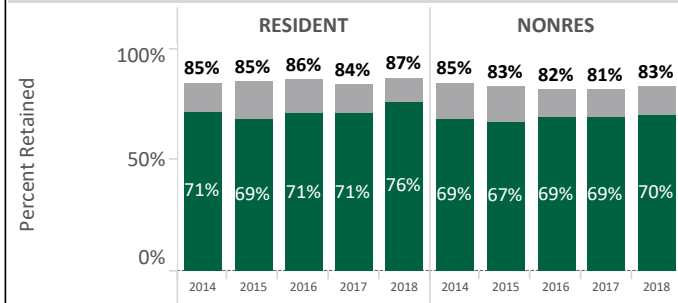
*Freshmen from high school enrolled in at least 12 credit hours at the end of the 4th week of their first Fall term.

Other than "Institution Overall," all data are based on students with a declared major within CAS Natural Sciences in their first term.
Additional information provided on next page

**Retention and Graduation for First-time Full-time Freshmen* (FTF)
with First-term Major in CAS Natural Sciences
Retention to Second Year**



**Cohorts Entering Fall 2014 to 2018 by Residency
Retention to Year 2 in/out of CAS Natural Sciences**



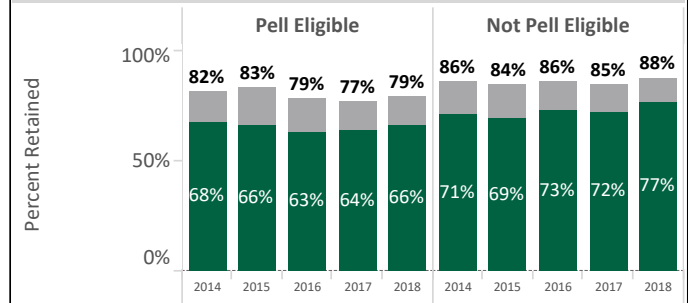
Retention to Year 2 (all cohorts pooled)

	RESIDENT	NONRES
In School/College	72%	69%
In University	85%	83%
Institution Overall	88%	85%

**Percent of FTF by Residency (all cohorts pooled)
CAS Natural Sciences and UO Overall**

	RESIDENT	NONRES
In School/College	49%	51%
Institution Overall	49%	51%

**Cohorts Entering Fall 2014 to 2018 by Pell Status
Retention to Year 2 in/out of CAS Natural Sciences**



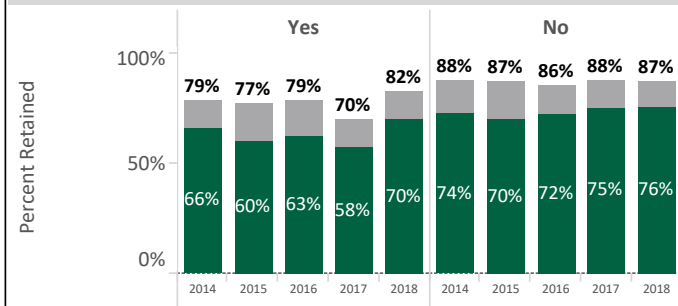
Retention to Year 2 (all cohorts pooled)

	Pell Eligible	Not Pell Eligible
In School/College	65%	73%
In University	80%	86%
Institution Overall	83%	88%

**Percent of FTF by Pell Status (all cohorts pooled)
CAS Natural Sciences and UO Overall**

	Pell Eligible	Not Pell Eligible
In School/College	30%	70%
Institution Overall	25%	75%

**Cohorts Entering Fall 2014 to 2018 by First Generation Status
Retention to Year 2 in/out of CAS Natural Sciences**



Retention to Year 2 (all cohorts pooled)

	Yes	No	Unknown
In School/College	64%	73%	72%
In University	78%	87%	85%
Institution Overall	81%	88%	88%

**Percent of FTF by First Generation Status (all cohorts pooled)
CAS Natural Sciences and UO Overall**

	Yes	No	Unknown
In School/College	30%	59%	11%
Institution Overall	26%	61%	13%

**Cohorts Entering Fall 2014 to 2018
retained to year 2 but no longer in CAS Natural Sciences**

N	718
Pct of Total	14%

In what School/College(s) were students majoring at start of year 2?

CAS Humanities major	8.1%
CAS Natural Sciences major	0.0%
CAS Social Sciences major	26.0%
CAS major TOTAL	32.7%
DSGN major	4.7%
Education major	14.2%
Journalism major	22.6%
LCB major	14.1%
Music & Dance major	0.7%
Undeclared major	16.2%

- May total to more than 100% since students may declare multiple majors.
- Student may have had major in prior term(s).
- "Undeclared major" includes the newly designated major "Exploring"

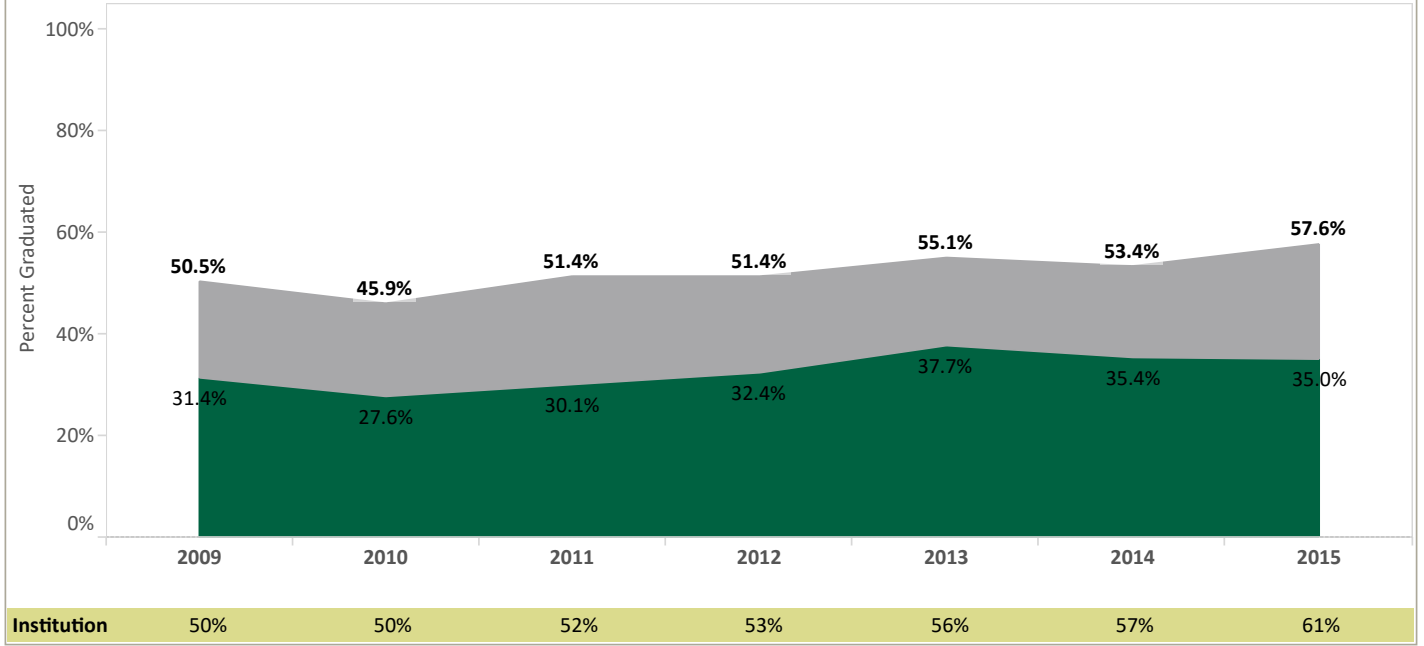
*Freshmen from high school enrolled in at least 12 credit hours at the end of the 4th week of their first Fall term.
Other than "Institution Overall," all data are based on students with a declared major within CAS Natural Sciences in their first term.
Retention in School/College: students enrolled on day 1 of the second fall with a declared major in CAS Natural Sciences
Retention outside School/College: students enrolled on day 1 of the second fall but without a declared major in CAS Natural Sciences
Retention in University: students enrolled on day 1 of the second fall, regardless of declared major
Reporting may be suppressed for small populations

**Retention and Graduation for First-time Full-time Freshmen* (FTF)
with First-term Major in CAS Natural Sciences
Graduation within Four Years**

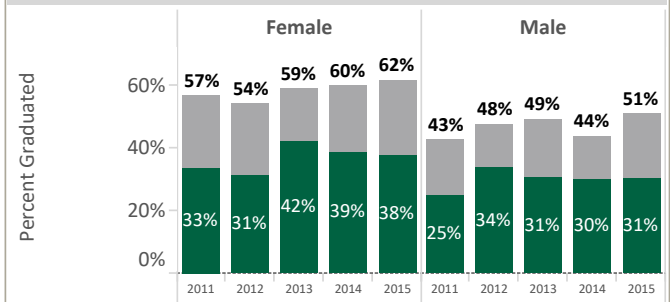
Outside School/College
In School/College

	2009	2010	2011	2012	2013	2014	2015
New FTF in Nat Sci	775	808	909	903	983	972	1,091

**Graduated within 4 Years
in/out of CAS Natural Sciences**



**Cohorts Entering Fall 2011 to 2015 by Gender
Graduated within 4 Years in/out of CAS Natural Sciences**



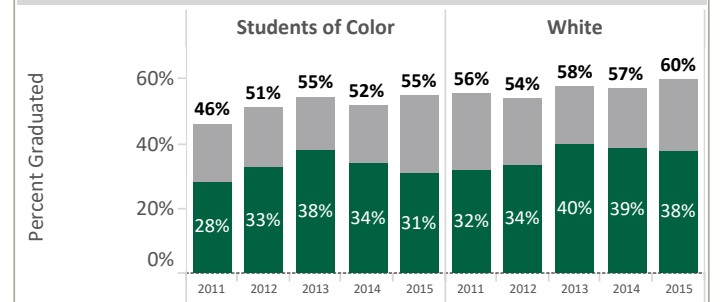
Graduated within 4 Years (all cohorts pooled)

	Female	Male
In School/College	37%	30%
In University	59%	47%
Institution Overall	60%	50%

**Percent of FTF by Gender (all cohorts pooled)
CAS Natural Sciences and UO Overall**

	Female	Male
In School/College	60%	40%
Institution Overall	56%	44%

**Cohorts Entering Fall 2011 to 2015 by Students of Color
Graduated within 4 Years in/out of CAS Natural Sciences**



Graduated within 4 Years (all cohorts pooled)

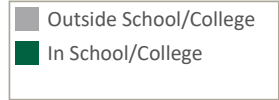
	Students of Color	White	Nonresident Alien	Unknown
In School/College	33%	36%	22%	26%
In University	52%	57%	38%	45%
Institution Overall	53%	58%	46%	51%

**Percent of FTF by Students of Color (all cohorts pooled)
CAS Natural Sciences and UO Overall**

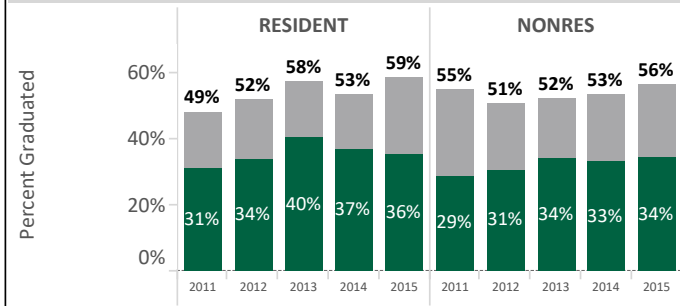
	Students of Color	White	Nonresident Alien	Unknown
In School/College	32%	61%	7%	1%
Institution Overall	26%	64%	10%	1%

*Freshmen from high school enrolled in at least 12 credit hours at the end of the 4th week of their first Fall term.
Other than "Institution Overall," all data are based on students with a declared major within CAS Natural Sciences in their first term. Office of Institutional Research
Additional information provided on next page 12/23/2019

**Retention and Graduation for First-time Full-time Freshmen* (FTF)
with First-term Major in CAS Natural Sciences
Graduation within Four Years**



**Cohorts Entering Fall 2011 to 2015 by Residency
Graduated within 4 Years in/out of CAS Natural Sciences**



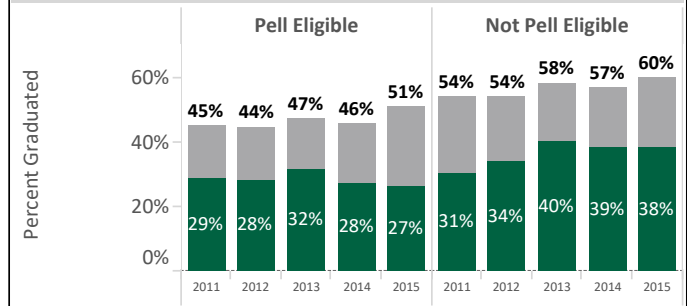
Graduated within 4 Years (all cohorts pooled)

	RESIDENT	NONRES
In School/College	36%	32%
In University	54%	54%
Institution Overall	55%	57%

**Percent of FTF by Residency (all cohorts pooled)
CAS Natural Sciences and UO Overall**

	RESIDENT	NONRES
In School/College	52%	48%
Institution Overall	50%	50%

**Cohorts Entering Fall 2011 to 2015 by Pell Status
Graduated within 4 Years in/out of CAS Natural Sciences**



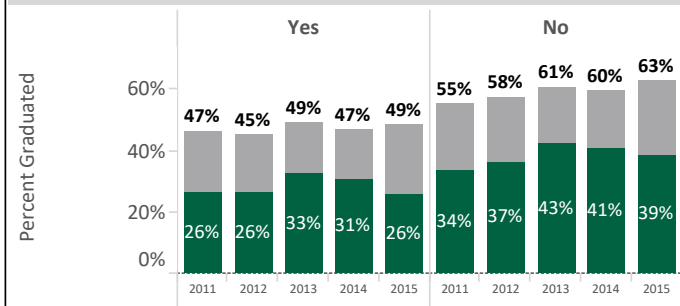
Graduated within 4 Years (all cohorts pooled)

	Pell Eligible	Not Pell Eligible
In School/College	28%	37%
In University	47%	57%
Institution Overall	49%	58%

**Percent of FTF by Pell Status (all cohorts pooled)
CAS Natural Sciences and UO Overall**

	Pell Eligible	Not Pell Eligible
In School/College	28%	72%
Institution Overall	24%	76%

**Cohorts Entering Fall 2011 to 2015 by First Generation Status
Graduated within 4 Years in/out of CAS Natural Sciences**



Graduated within 4 Years (all cohorts pooled)

	Yes	No	Unknown
In School/College	29%	39%	26%
In University	47%	59%	42%
Institution Overall	49%	60%	47%

**Percent of FTF by First Generation Status (all cohorts pooled)
CAS Natural Sciences and UO Overall**

	Yes	No	Unknown
In School/College	29%	59%	12%
Institution Overall	24%	61%	15%

**Cohorts Entering Fall 2011 to 2015
Graduated within 4 Years but not in CAS Natural Sciences**

N	956
Pct of Total	20%

In what School/College(s) did students graduate?

CAS Humanities graduate	11.2%
CAS Natural Sciences graduate	0.0%
CAS Social Sciences graduate	45.8%
CAS graduate TOTAL	54.8%
DSGN graduate	4.6%
Education graduate	14.4%
Journalism graduate	14.9%
LCB graduate	13.8%
Music & Dance graduate	1.0%

- May total to more than 100% since students may declare multiple majors.
- Student may have had major in prior term(s).

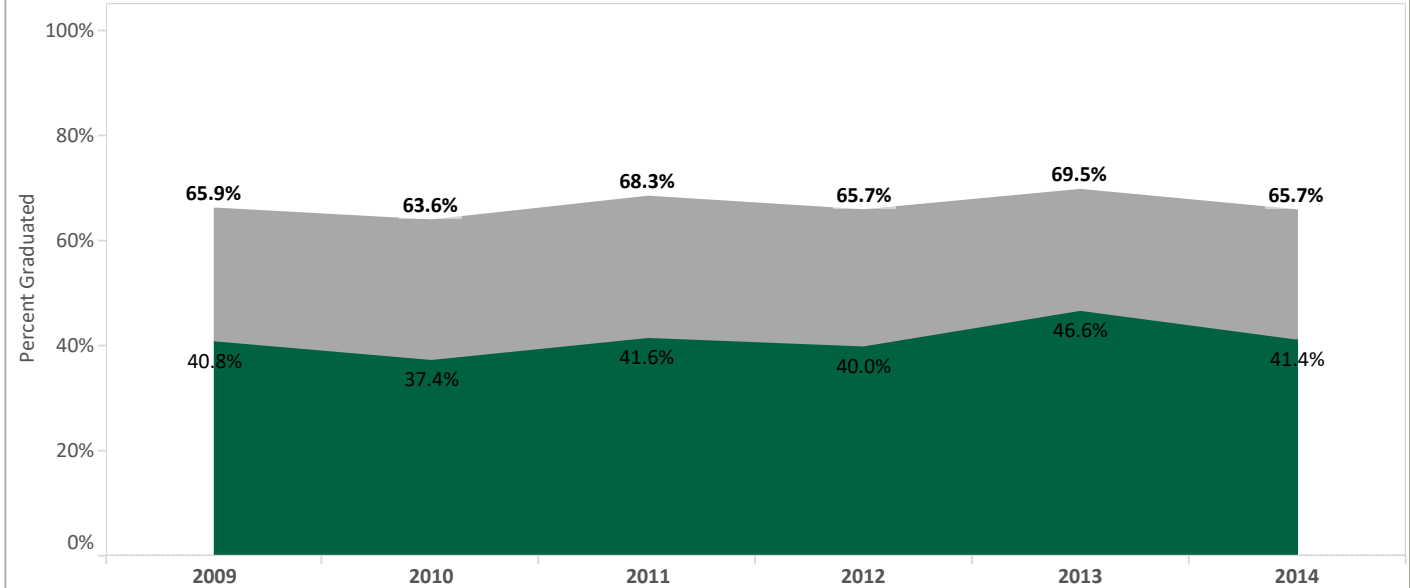
*Freshmen from high school enrolled in at least 12 credit hours at the end of the 4th week of their first Fall term.
Other than "Institution Overall," all data are based on students with a declared major within CAS Natural Sciences in their first term.
Students must earn the degree within four calendar years of matriculating, i.e. by the end of the fourth summer
Graduation in School/College: students awarded a degree with a major in CAS Natural Sciences
Graduation outside School/College: students awarded a degree without a major in CAS Natural Sciences
Graduation in Institution: students awarded a degree by the university, regardless of major
Reporting may be suppressed for small populations

**Retention and Graduation for First-time Full-time Freshmen* (FTF)
with First-term Major in CAS Natural Sciences
Graduation within Five Years**

Outside School/College
In School/College

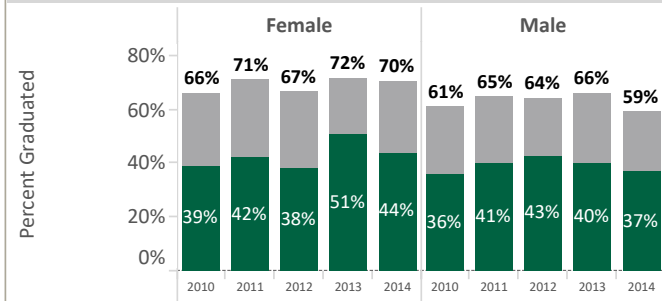
	2009	2010	2011	2012	2013	2014
New FTF in Nat Sci	775	808	909	903	983	972

**Graduated within 5 Years
in/out of CAS Natural Sciences**



Institution	68%	68%	69%	70%	71%	71%
--------------------	-----	-----	-----	-----	-----	-----

**Cohorts Entering Fall 2010 to 2014 by Gender
Graduated within 5 Years in/out of CAS Natural Sciences**



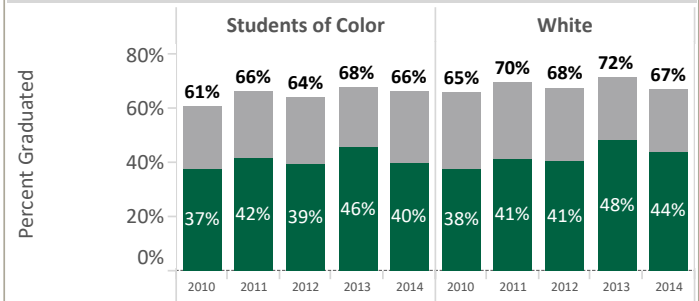
Graduated within 5 Years (all cohorts pooled)

	Female	Male
In School/College	43%	39%
In University	69%	63%
Institution Overall	73%	67%

**Percent of FTF by Gender (all cohorts pooled)
CAS Natural Sciences and UO Overall**

	Female	Male
In School/College	59%	41%
Institution Overall	55%	45%

**Cohorts Entering Fall 2010 to 2014 by Students of Color
Graduated within 5 Years in/out of CAS Natural Sciences**



Graduated within 5 Years (all cohorts pooled)

	Students of Color	White	Nonresident Alien	Unknown
In School/College	41%	42%	37%	36%
In University	65%	68%	59%	55%
Institution Overall	67%	71%	70%	63%

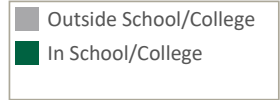
**Percent of FTF by Students of Color (all cohorts pooled)
CAS Natural Sciences and UO Overall**

	Students of Color	White	Nonresident Alien	Unknown
In School/College	30%	63%	6%	1%
Institution Overall	25%	66%	9%	1%

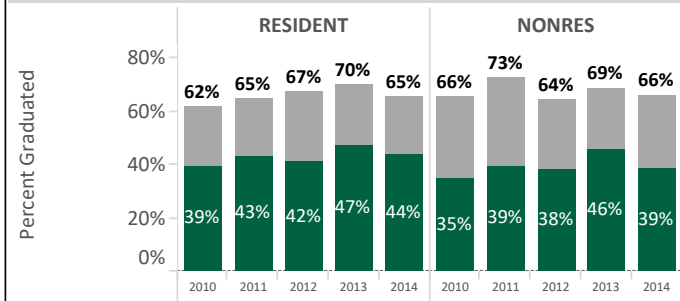
*Freshmen from high school enrolled in at least 12 credit hours at the end of the 4th week of their first Fall term.

Other than "Institution Overall," all data are based on students with a declared major within CAS Natural Sciences in their first term.

**Retention and Graduation for First-time Full-time Freshmen* (FTF)
with First-term Major in CAS Natural Sciences
Graduation within Five Years**



**Cohorts Entering Fall 2010 to 2014 by Residency
Graduated within 5 Years in/out of CAS Natural Sciences**



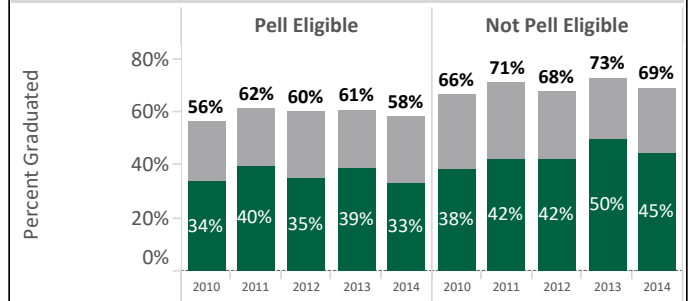
Graduated within 5 Years (all cohorts pooled)

	RESIDENT	NONRES
In School/College	43%	40%
In University	66%	67%
Institution Overall	69%	71%

**Percent of FTF by Residency (all cohorts pooled)
CAS Natural Sciences and UO Overall**

	RESIDENT	NONRES
In School/College	54%	46%
Institution Overall	51%	49%

**Cohorts Entering Fall 2010 to 2014 by Pell Status
Graduated within 5 Years in/out of CAS Natural Sciences**



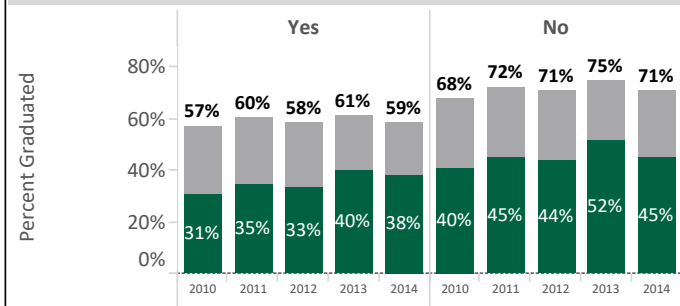
Graduated within 5 Years (all cohorts pooled)

	Pell Eligible	Not Pell Eligible
In School/College	36%	44%
In University	59%	69%
Institution Overall	62%	72%

**Percent of FTF by Pell Status (all cohorts pooled)
CAS Natural Sciences and UO Overall**

	Pell Eligible	Not Pell Eligible
In School/College	28%	72%
Institution Overall	24%	76%

**Cohorts Entering Fall 2010 to 2014 by First Generation Status
Graduated within 5 Years in/out of CAS Natural Sciences**



Graduated within 5 Years (all cohorts pooled)

	Yes	No	Unknown
In School/College	36%	45%	36%
In University	59%	71%	61%
Institution Overall	62%	74%	67%

**Percent of FTF by First Generation Status (all cohorts pooled)
CAS Natural Sciences and UO Overall**

	Yes	No	Unknown
In School/College	28%	59%	12%
Institution Overall	24%	62%	15%

**Cohorts Entering Fall 2010 to 2014
Graduated within 5 Years but not in CAS Natural Sciences**

N	1,149
Pct of Total	25%

In what School/College(s) did students graduate?

CAS Humanities graduate	12.0%
CAS Natural Sciences graduate	0.0%
CAS Social Sciences graduate	46.2%
CAS graduate TOTAL	56.0%
DSGN graduate	5.6%
Education graduate	13.2%
Journalism graduate	14.2%
LCB graduate	13.5%
Music & Dance graduate	1.0%

- May total to more than 100% since students may declare multiple majors.
- Student may have had major in prior term(s).

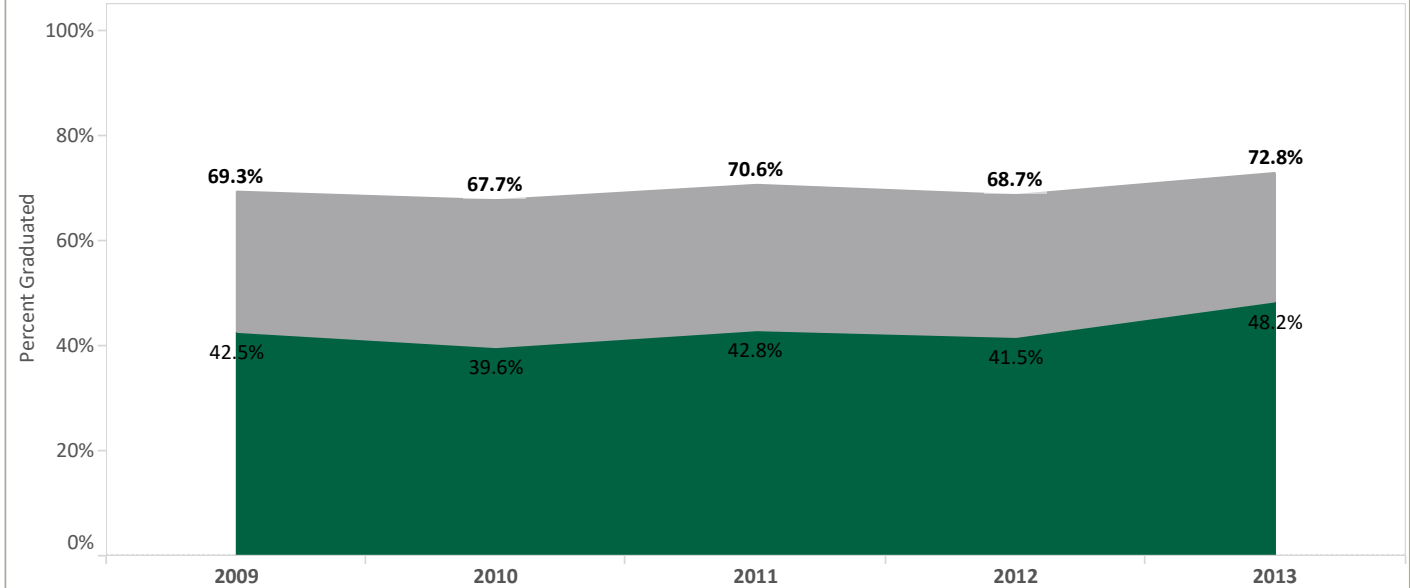
*Freshmen from high school enrolled in at least 12 credit hours at the end of the 4th week of their first Fall term.
Other than "Institution Overall," all data are based on students with a declared major within CAS Natural Sciences in their first term.
Students must earn the degree within five calendar years of matriculating, i.e. by the end of the fifth summer
Graduation in School/College: students awarded a degree with a major in CAS Natural Sciences
Graduation outside School/College: students awarded a degree without a major in CAS Natural Sciences
Graduation in Institution: students awarded a degree by the university, regardless of major
Reporting may be suppressed for small populations

**Retention and Graduation for First-time Full-time Freshmen* (FTF)
with First-term Major in CAS Natural Sciences
Graduation within Six Years**

Outside School/College
In School/College

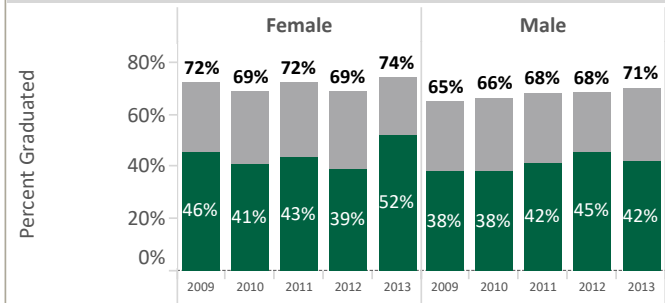
	2009	2010	2011	2012	2013
New FTF in Nat Sci	775	808	909	903	983

**Graduated within 6 Years
in/out of CAS Natural Sciences**



Institution	72%	72%	72%	73%	74%
--------------------	-----	-----	-----	-----	-----

**Cohorts Entering Fall 2009 to 2013 by Gender
Graduated within 6 Years in/out of CAS Natural Sciences**



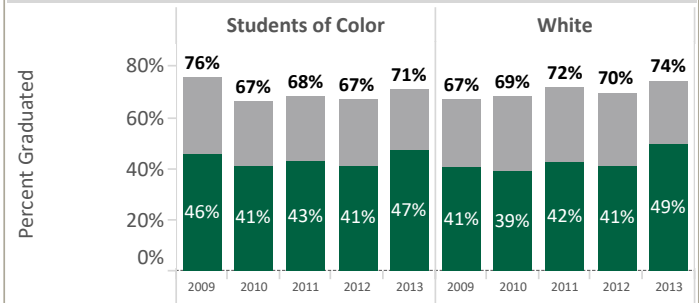
Graduated within 6 Years (all cohorts pooled)

	Female	Male
In School/College	44%	41%
In University	71%	68%
Institution Overall	74%	70%

**Percent of FTF by Gender (all cohorts pooled)
CAS Natural Sciences and UO Overall**

	Female	Male
In School/College	59%	41%
Institution Overall	55%	45%

**Cohorts Entering Fall 2009 to 2013 by Students of Color
Graduated within 6 Years in/out of CAS Natural Sciences**



Graduated within 6 Years (all cohorts pooled)

	Students of Color	White	Nonresident Alien	Unknown
In School/College	44%	43%	47%	41%
In University	69%	70%	70%	67%
Institution Overall	71%	73%	73%	73%

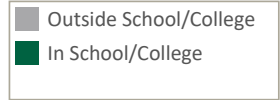
**Percent of FTF by Students of Color (all cohorts pooled)
CAS Natural Sciences and UO Overall**

	Students of Color	White	Nonresident Alien	Unknown
In School/College	28%	66%	5%	1%
Institution Overall	23%	69%	7%	1%

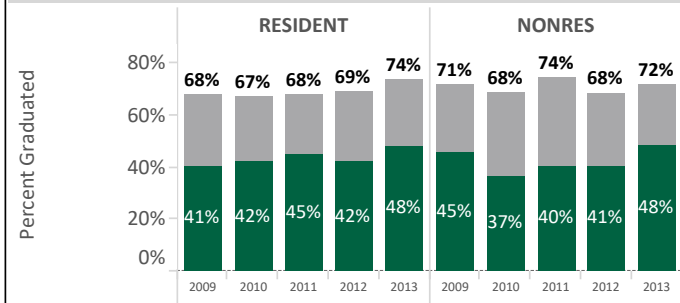
*Freshmen from high school enrolled in at least 12 credit hours at the end of the 4th week of their first Fall term.

Other than "Institution Overall," all data are based on students with a declared major within CAS Natural Sciences in their first term.

**Retention and Graduation for First-time Full-time Freshmen* (FTF)
with First-term Major in CAS Natural Sciences
Graduation within Six Years**



**Cohorts Entering Fall 2009 to 2013 by Residency
Graduated within 6 Years in/out of CAS Natural Sciences**



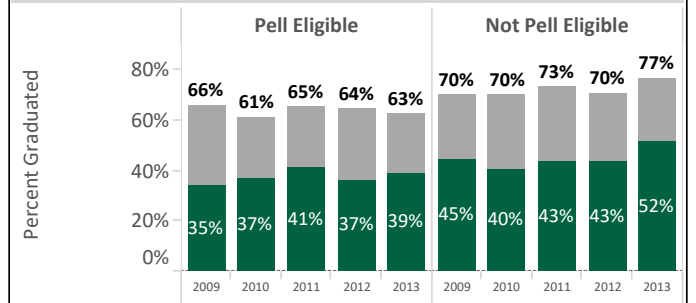
Graduated within 6 Years (all cohorts pooled)

	RESIDENT	NONRES
In School/College	44%	42%
In University	69%	71%
Institution Overall	72%	74%

**Percent of FTF by Residency (all cohorts pooled)
CAS Natural Sciences and UO Overall**

	RESIDENT	NONRES
In School/College	55%	45%
Institution Overall	52%	48%

**Cohorts Entering Fall 2009 to 2013 by Pell Status
Graduated within 6 Years in/out of CAS Natural Sciences**



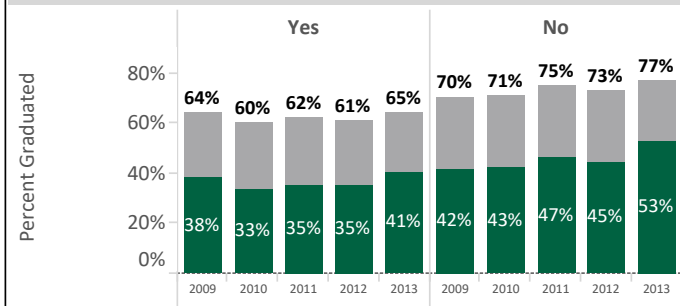
Graduated within 6 Years (all cohorts pooled)

	Pell Eligible	Not Pell Eligible
In School/College	38%	45%
In University	64%	72%
Institution Overall	66%	74%

**Percent of FTF by Pell Status (all cohorts pooled)
CAS Natural Sciences and UO Overall**

	Pell Eligible	Not Pell Eligible
In School/College	27%	73%
Institution Overall	23%	77%

**Cohorts Entering Fall 2009 to 2013 by First Generation Status
Graduated within 6 Years in/out of CAS Natural Sciences**



Graduated within 6 Years (all cohorts pooled)

	Yes	No	Unknown
In School/College	37%	46%	43%
In University	62%	73%	70%
Institution Overall	65%	76%	70%

**Percent of FTF by First Generation Status (all cohorts pooled)
CAS Natural Sciences and UO Overall**

	Yes	No	Unknown
In School/College	28%	59%	13%
Institution Overall	24%	61%	15%

**Cohorts Entering Fall 2009 to 2013
Graduated within 6 Years but not in CAS Natural Sciences**

N	1,175
Pct of Total	27%


In what School/College(s) did students graduate?

CAS Humanities graduate	13.4%
CAS Natural Sciences graduate	0.0%
CAS Social Sciences graduate	47.9%
CAS graduate TOTAL	58.6%
DSGN graduate	5.5%
Education graduate	12.7%
Journalism graduate	12.8%
LCB graduate	13.1%
Music & Dance graduate	0.9%

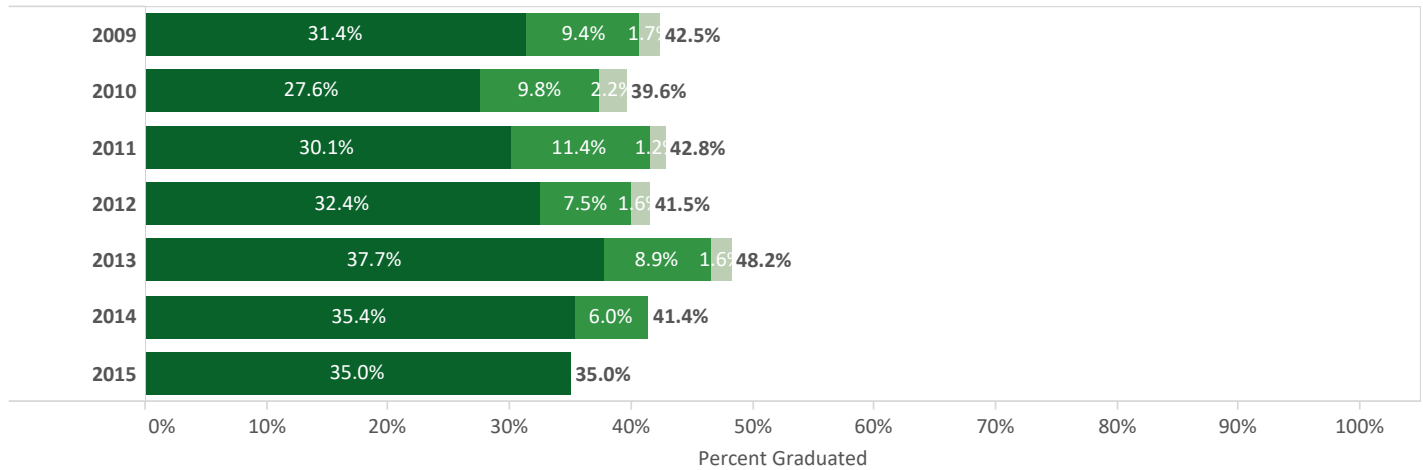
- May total to more than 100% since students may declare multiple majors.
- Student may have had major in prior term(s).

*Freshmen from high school enrolled in at least 12 credit hours at the end of the 4th week of their first Fall term.
Other than "Institution Overall," all data are based on students with a declared major within CAS Natural Sciences in their first term.
Students must earn the degree within six calendar years of matriculating, i.e. by the end of the sixth summer
Graduation in School/College: students awarded a degree with a major in CAS Natural Sciences
Graduation outside School/College: students awarded a degree without a major in CAS Natural Sciences
Graduation in Institution: students awarded a degree by the university, regardless of major
Reporting may be suppressed for small populations

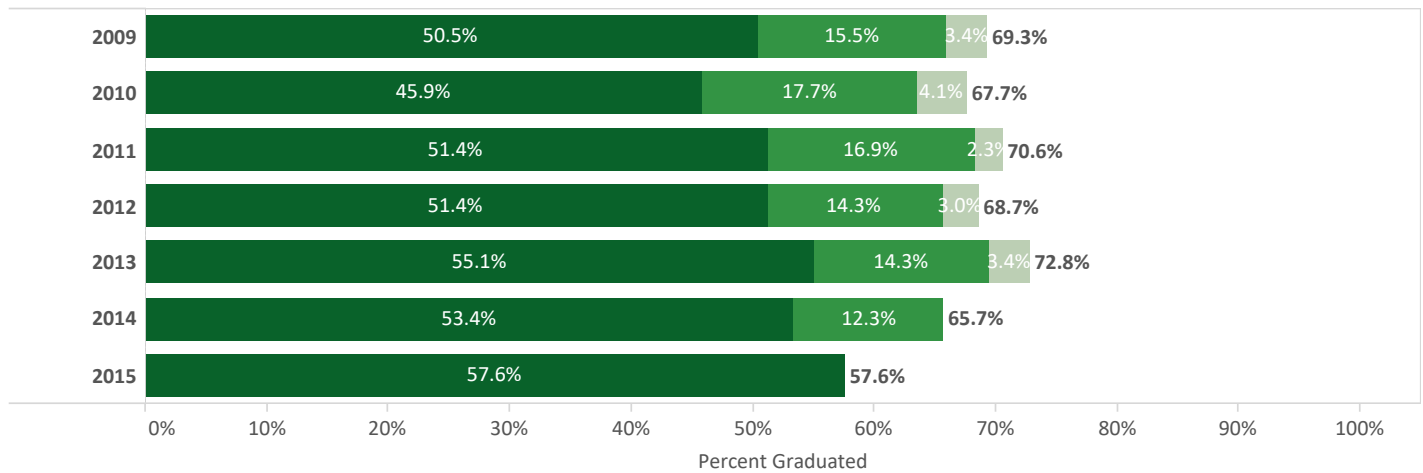
**Retention and Graduation for First-time Full-time Freshmen* (FTF)
with First-term Major in CAS Natural Sciences
Graduation at Four, Five, and Six Years**



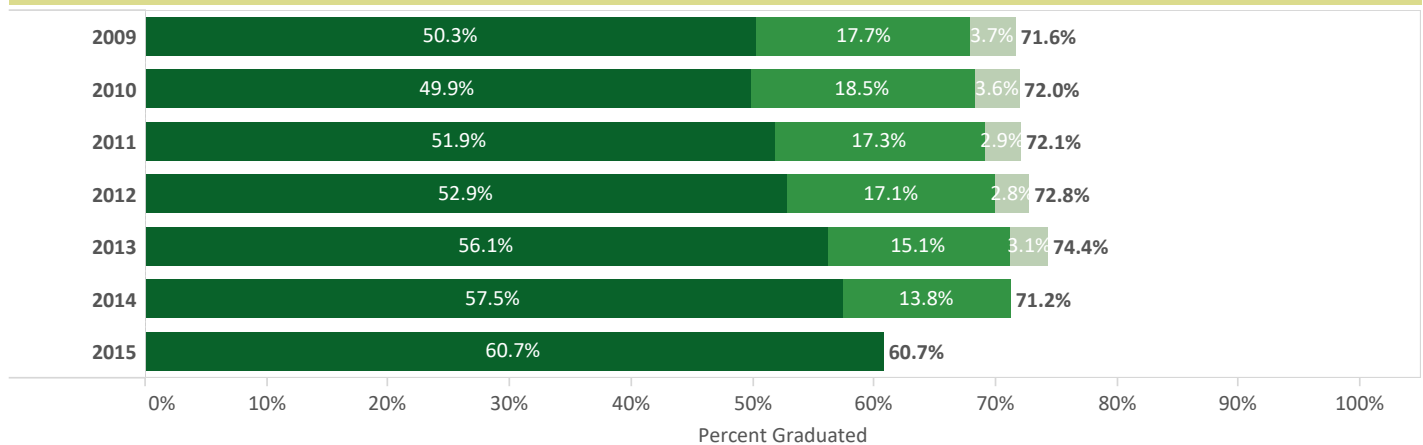
Graduating in CAS Natural Sciences



Graduating in Institution



**Graduation in 4, 5, and 6 years for all First-time Full-time Freshmen* (FTF)
Institution Overall**



*Freshmen from high school enrolled in at least 12 credit hours at the end of the 4th week of their first Fall term.
Other than "Institution Overall," all data are based on students with a declared major within CAS Natural Sciences in their first term.
Graduating in School/College: students awarded a degree with a major in CAS Natural Sciences
Graduating in Institution: students awarded a degree by the university, regardless of major
Reporting may be suppressed for small populations

**Retention and Graduation for First-time Full-time Freshmen* (FTF)
with First-term Major in CAS Natural Sciences
Retention & Graduation Outcomes**

Retained/Graduated in CAS Natural Sciences

Cohort	N	Return IN 2nd Fall	Return IN 3rd F..	Return IN 4th Fall	Grad IN w/in 4Y	Return IN 5th Fall	Grad IN w/in 5Y	Return IN 6th Fall	Grad IN w/in 6Y	Return IN 7th Fall	Grad IN w/in 7Y	Return IN 8th Fall	Grad IN w/in 8Y
Fall 2009	775	71.6%	54.5%	46.3%	31.4%	11.9%	40.8%	2.7%	42.5%	1.3%	43.6%	0.6%	43.9%
Fall 2010	808	69.4%	51.9%	45.8%	27.6%	13.7%	37.4%	3.5%	39.6%	1.9%	41.1%	0.9%	41.3%
Fall 2011	909	68.1%	51.9%	45.3%	30.1%	12.9%	41.6%	1.5%	42.8%	0.7%	43.2%	0.1%	43.7%
Fall 2012	903	69.4%	52.3%	45.2%	32.4%	10.1%	40.0%	2.5%	41.5%	0.9%	42.0%	0.3%	
Fall 2013	983	72.1%	57.8%	50.3%	37.7%	12.1%	46.6%	1.7%	48.2%	0.5%			
Fall 2014	972	70.2%	55.1%	46.6%	35.4%	9.9%	41.4%	2.0%					
Fall 2015	1,091	68.1%	53.3%	45.7%	35.0%	8.7%							
Fall 2016	1,019	70.1%	54.7%	46.5%									
Fall 2017	1,002	70.1%	54.7%										
Fall 2018	1,170	73.3%											

Retained/Graduated in Institution

Cohort	N	Return 2nd Fall	Return 3rd Fall	Return 4th Fall	Grad w/in 4Y	Return 5th Fall	Grad w/in 5Y	Return 6th Fall	Grad w/in 6Y	Return 7th Fall	Grad w/in 7Y	Return 8th Fall	Grad w/in 8Y
Fall 2009	775	84.0%	76.0%	71.5%	50.5%	19.0%	65.9%	4.3%	69.3%	1.9%	71.0%	1.2%	71.5%
Fall 2010	808	83.9%	75.9%	70.8%	45.9%	22.6%	63.6%	5.6%	67.7%	2.4%	69.9%	0.9%	70.4%
Fall 2011	909	85.5%	77.8%	72.8%	51.4%	20.0%	68.3%	3.0%	70.6%	1.1%	71.3%	0.3%	71.9%
Fall 2012	903	84.8%	76.5%	71.9%	51.4%	17.6%	65.7%	3.7%	68.7%	1.3%	69.5%	0.4%	
Fall 2013	983	86.5%	78.4%	72.8%	55.1%	18.6%	69.5%	3.0%	72.8%	1.2%			
Fall 2014	972	84.7%	76.6%	71.6%	53.4%	16.6%	65.7%	3.1%					
Fall 2015	1,091	84.1%	76.5%	70.7%	57.6%	13.7%							
Fall 2016	1,019	83.8%	75.8%	69.8%									
Fall 2017	1,002	82.5%	75.0%										
Fall 2018	1,170	85.1%											

Retention and Graduation for all First-time Full-time Freshmen* (FTF)

Institution Overall

Cohort	N	Return 2nd Fall	Return 3rd Fall	Return 4th Fall	Grad w/in 4Y	Return 5th Fall	Grad w/in 5Y	Return 6th Fall	Grad w/in 6Y	Return 7th Fall	Grad w/in 7Y	Return 8th Fall	Grad w/in 8Y
Fall 2009	3,724	86.0%	78.3%	74.2%	50.3%	21.9%	68.0%	3.9%	71.6%	1.6%	72.9%	0.8%	73.2%
Fall 2010	3,845	86.4%	77.9%	74.8%	49.9%	22.6%	68.4%	4.6%	72.0%	1.5%	73.4%	0.6%	74.0%
Fall 2011	4,021	85.0%	78.2%	73.1%	51.9%	21.0%	69.2%	3.3%	72.1%	1.1%	73.0%	0.5%	73.5%
Fall 2012	3,943	86.8%	78.8%	75.0%	52.9%	19.9%	70.0%	3.3%	72.8%	1.3%	73.9%	0.3%	
Fall 2013	3,913	87.2%	80.4%	75.1%	56.1%	18.1%	71.2%	3.0%	74.4%	1.2%			
Fall 2014	3,895	87.5%	80.4%	75.1%	57.5%	16.6%	71.2%	2.9%					
Fall 2015	4,047	86.9%	79.7%	74.1%	60.7%	13.2%							
Fall 2016	3,942	86.1%	78.9%	72.8%									
Fall 2017	3,863	85.2%	78.4%										
Fall 2018	4,107	86.2%											

*Freshmen from high school enrolled in at least 12 credit hours at the end of the 4th week of their first Fall term.

Other than "Institution Overall," all data are based on students with a declared major within CAS Natural Sciences in their first term.

Graduating in School/College: students awarded a degree *with a major in CAS Natural Sciences*

Graduating in Institution: students awarded a degree by the university, *regardless of major*

Reporting may be suppressed for small populations